

JOINING INSTRUCTIONS

Thank you for registering to attend the above conference.

<http://rsc.li/photosynthesis-fd2017>

Please bring this ***Joining Instruction*** with you as it will serve as your Entry Permit to enter **Suzaku Campus, Ritsumeikan University** for the first time before you register onsite.

Agenda at a Glance

Time/Date	Tuesday 28 February	Wednesday 1 March	Thursday 2 March
Morning	Registration	Conference	Conference & Closing
	Opening & Conference		
Midday	Lunch	Lunch	NA
Afternoon	Conference	Conference	
Evening	Poster Session	Conference Dinner & Faraday Loving Cup Ceremony	

Note: All sessions will start and end on time. Please kindly be punctual.

Onsite Check-in

Date/Time: 08:45 – 09:40 a.m., Tuesday 28 February, 2017

Place: 4th Floor, Suzaku Campus, Ritsumeikan University, Kyoto, Japan

A full programme with specific timings will be provided upon onsite check-in.

The conference officially starts with the welcome and introductions at 09:40 a.m. on Tuesday 28 February in the Lecture Hall and is scheduled to end at 11:45 a.m. on Thursday 2 March.

Please pick up your name badge, abstract book, catering vouchers etc. during onsite check-in.

Delegate Badges

Badges will be issued to all delegates. Participants are kindly requested to wear their badges throughout the conference for security and catering purposes.

Anyone without a badge will be turned away from catering stations.

Program & Pre-prints

The Event Program is available on the website with a PDF copy to download, and is also attached as a separate file.

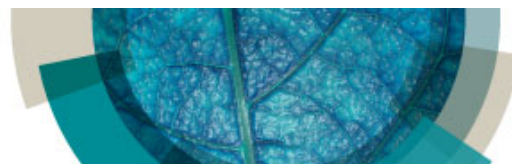
In addition to the **hard copy pre-prints** which have already been sent to you if you selected “Yes” to the question “Hard Copy Pre-prints” during registration, the electronic pre-printed papers are now available to download. Please follow the [link](#) to the pre-prints on the event web page.

It is important that you read these in advance and come **PREPARED** to ask any questions.

The pdf pre-prints’ are password protected and accessible using the password: **Tulip**.

Oral presentations & the discussions

We will be providing a computer onsite for your presentation; please download your talk onto a memory stick and copy it to the conference laptop before the start of the session.



You could also choose to use your own laptop. Please test it before your session start.

All delegates at the meeting, not just speakers, have the opportunity to make comments, ask questions, or present complementary or contradictory measurements and calculations during the discussion. If it is relevant to the topic, you may give a 5 minute presentation of your own work during the discussion. These remarks are published alongside the papers in the final volume and are fully citable. If you would like to present slides during the discussion please let the session chair know and load them onto the computer in the break before the start of the session.

Questions and comments from students and early career researchers are particularly encouraged. If you find it useful, please feel free to write your question down in advance.

A sample page of the recorded discussion of a Faraday Discussion can be found as an attachment or by using the following [link](#) to an example of a published discussion for your reference

Poster Session

Date/Time: 18:15 p.m., 28 February

Place: 4th Floor, Suzaku Campus, Ritsumeikan University

All delegates are welcome to attend the Poster Session.

For poster authors

Please **print your poster by yourself** and bring it to the site with you.

Upon registration, poster presenters should check in the abstract book for details of which board to hang their poster on.

Poster Size	Width 90cm * Height 120cm, Portrait orientation
Poster Number	Please find your poster number in the abstract book, locate the corresponding poster board and mount your poster accordingly
Set-up time	After registration or the first coffee break before the poster session
Take-down Time	After Event finishes

Please stand by your poster during coffee breaks and poster sessions and communicate with the judges and delegates. A Faraday Division Poster Prize is available for the best poster based on:

- The quality and novelty of the research presented
- Design and layout of the poster
- Interaction with the poster judges

The Faraday Division Poster Prize Presentation will take place during the conference dinner on 1 March.

Transportation

Upon arrival in Kyoto, you will need to arrange your own transportation to the following places and your hotel.

Conference Venue

Lecture Hall
4th Floor, Suzaku Campus,
Ritsumeikan University
Kyoto, Japan

Conference Dinner and Faraday Loving Cup Ceremony Venue

[ANA Crowne Plaza Kyoto](#)

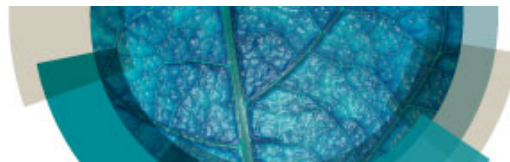
Nijojo-Mae, Horikawa-Dori Nakagyo-Ku, Kyoto-shi Kyoto - 604-0055, Japan

81-75-231533381-75-2311155

Hotel Front Desk: 81-75-2311155

Fax: 81-75-2315333

Email: info@anacpkkyoto.com

**Kansai International Airport (KIX) to Kyoto**

After arriving at Kansai International Airport (KIX) there several options for travel 1. JR West train. 2. Limousine Bus. 3. Taxi.

1. Train

The Limited Express Haruka is the only rail service that takes you to Kyoto Station from KIX. It will take 1 hour and 15 minutes, after stopping at Shin-Osaka Station and Tennoji Station on the way.

At Kansai Airport Station, Haruka leaves from platform 4. See the map of Kansai Airport

http://www.westjr.co.jp/global/en/timetable/pdf/station_kansai-airport.pdf

The fare from Kansai Airport Station to Kyoto is JPY 2,850.

** For those staying at the ANA CROWNE PLAZA HOTEL the most recommended option travelling between KIX and Kyoto is the train. Also see below Kyoto Station to ANA CROWNE PLAZA HOTEL

2. Limousine Bus

Another option is the Limousine Bus. Regular services between Kansai Airport and Kyoto Station's Hachijoguchi southern exit, and there after stopping at several other destinations within the Kyoto city. This option may be more convenient for people whose hotel is close to one of the Limousine Bus stations.

See the bus time table from KIX

<http://www.kate.co.jp/en/timetable/detail/KY#from>

There are bus terminals near both Terminal 1 and 2 http://www.kate.co.jp/en/kix_busstop/#terminal1

The fare between KIX and Kyoto Station is JPY 2550, and it takes about 1 hr. 30 minutes.

3. Taxi

This will be the most expensive and time consuming travel from KIX to Kyoto, but taxi does operate early in the morning.

It is advised not to hail a taxi as this would be too expensive. If booked in advance two taxi companies have prices around JPY 3,500

Please check prices when booking as prices may have changed very recently.

It will take approximately 2 hrs30 minutes..

MK Taxi operates between 6.00am and 22.00. Book at <http://www.mktaxi-japan.com/>

Yasaka Taxi operates between 7.00am and 21.00. Book at <https://www.yasaka.jp/english/shuttle/book.html>

Kyoto Station to ANA CROWNE HOTEL**Train**

There are two ways from Kyoto Station to ANA CROWNE HOTEL.

- 1) Kyoto Station to Nijo Station via JR Sagano Line and changing to Subway Tozai Line for one stop to get off at Nijojo-Mae Station, exit 2.
- 2) Kyoto Station to Karasuma Oike Station via Subway Karasuma Line and changing to Subway Tozai Line for one stop to get off at Nijojo-Mae Station, exit 2.

The hotel is few minutes' walk from the Nijojo-Mae Station.

Bus

Free Shuttle bus from Kyoto Station to ANA CROWNE HOTEL. Please check the map for the shuttle bus station.

http://nanoimprint.jp/nnt2014/NNT2014_Access.pdf

Below is the time table

<http://imnc.jp/Shuttlebus.pdf>

To Ritsumeikan University Suzaku Campus

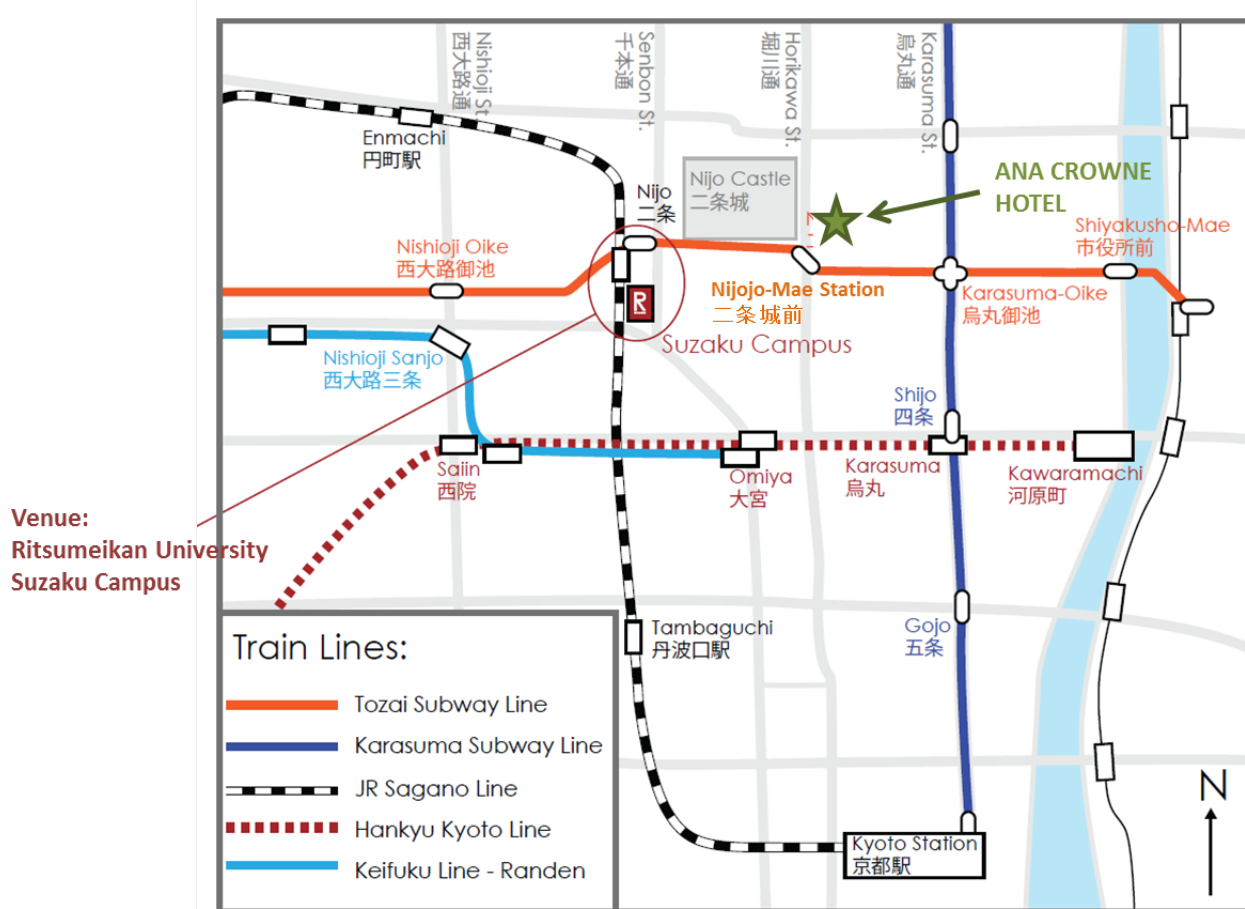
Ritsumeikan University Suzaku Campus is just 3 minute walk from Nijo Station.

<http://www.ritsumei.ac.jp/eng/common/img/data/access-map-suzaku.pdf>

Those taking the subway from ANA CROWNE PLAZA HOTEL, go to Nijojo-Mae station of the Tozai Subway line and it is just one stop away. The venue is 3 min walk from the station.

<http://en.ritsumei.ac.jp/file.jsp?id=246774&f=.pdf>

Area Map



Accommodation

Accommodation is **NOT** included in the registration fee; please arrange your own accommodation. Information on choice of nearby hotels is available on our [website](#).

Catering

Coffee Break will be served outside the lecture hall on the 4F Suzaku Campus.
Lunches on 28 February and 1 March will be served in the Multifunction Room 1&2 (1F), Suzaku Campus.

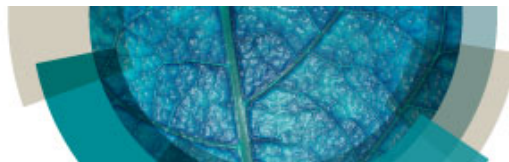
Time/Date	Tuesday 28 February	Wednesday 1 March	Thursday 2 March
Coffee Break. A.M.		10:30	09:30
Lunch	12:30	12:30	
Coffee Break, P.M.	15:30	15:00	
Evening	18:15	18:00	

Conference Dinner and Faraday Discussion Loving Ceremony

The Conference Dinner on the evening of Wednesday 1st March will take place at ANA Crowne Plaza Kyoto in Room Suzaku(2nd floor) from **18:00pm**.

The bar in Room Suzaku will open at 17:30pm.

Please arrange our own way to the hotel and arrive on time.



This is open to all registered delegates.

The **catering vouchers** are inside your name badge and please remember to take them with you for lunch and conference dinner.

Internet Access

Please check with registration desk.

Insurance

We advise that delegates ensure that they have adequate travel insurance arranged for their trip prior to the conference.

Onsite Contact

Please go to registration desk or onsite volunteers.

Emergency Contact of RSC
Yoshiko Fukuda: +81 090-1857-1767
Sarah Lu: +86-13301037501

If you have any questions about any aspect of the event, please do not hesitate to contact us.

We look forward to welcoming you to the Artificial Photosynthesis: Faraday Discussion in Kyoto Japan!

[China Events Team](#)

The Royal Society of Chemistry