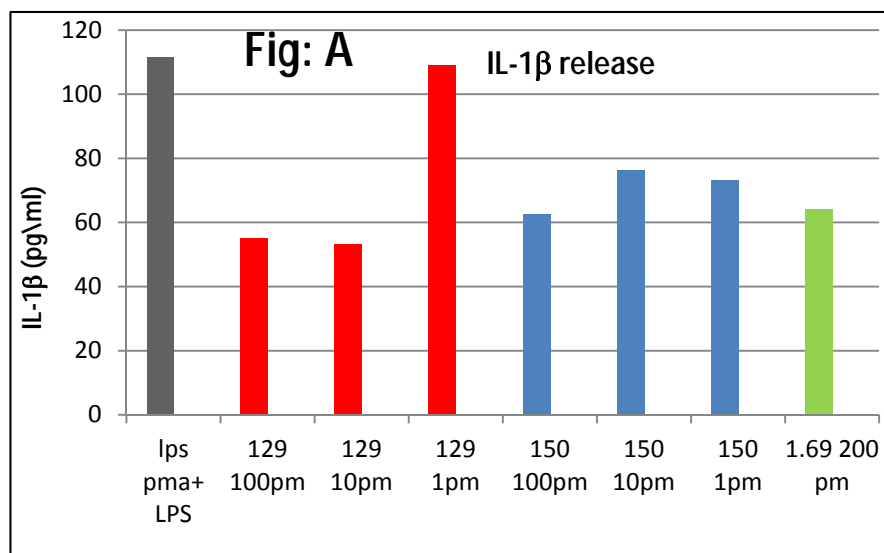



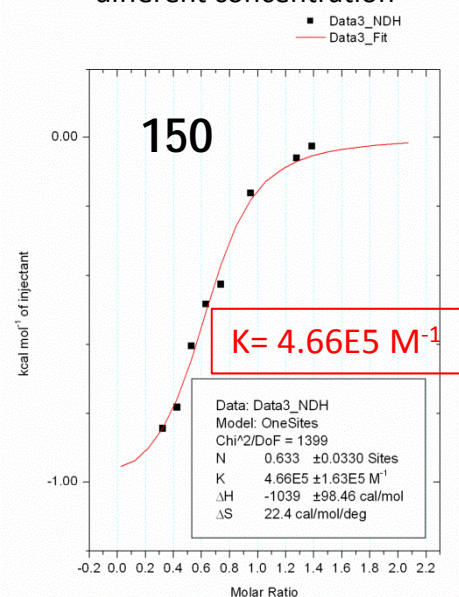
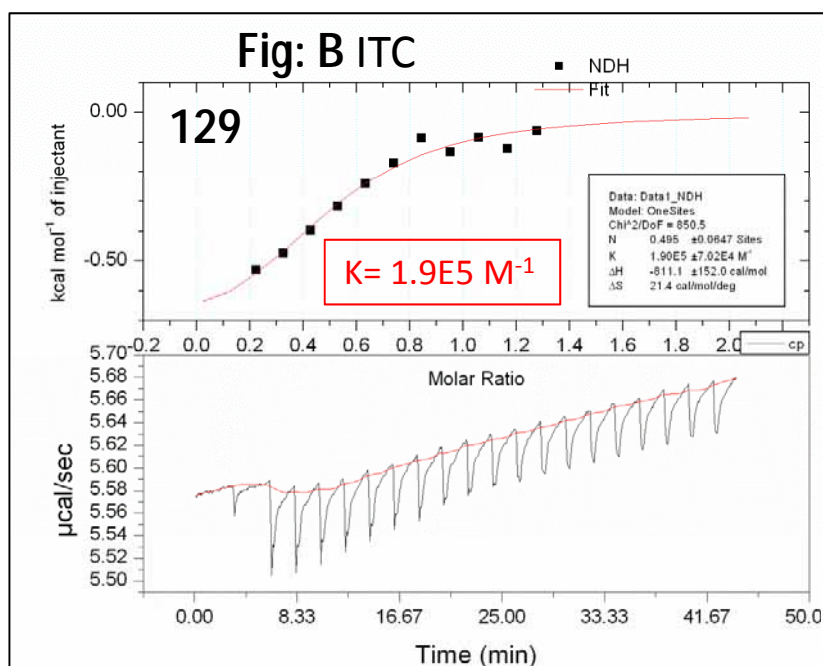
Fig: C



129- test comp

150- Ref comp<sup>1</sup>

Figure C: Caspase-1 active site with docked compound

Figure A: IL-1 $\beta$  release: U937 cells differentiated into macrophage-like cells by incubation with PMA (10 ng/ml) for 24 h then stimulated with LPS (1  $\mu$ g/ml) for 6 hours alone or in the presence of caspase-inhibitors at different concentrationFigure B: Isothermal titration calorimetry (ITC): Screening by using cys<sup>285</sup>-ala mutant caspase-1 protein of test and reference compound

**COPD Model:** Test compound reduced the IL-8 secretion in response to cigarette smoke extract (CSE 15%) in human bronchial epithelial (HBE) cells