

## Supporting Information

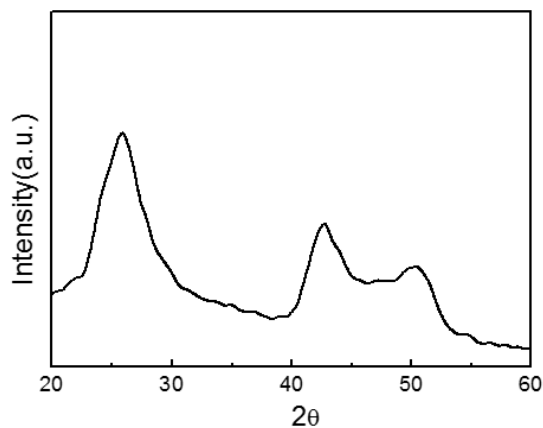


Fig. S1 XRD of CdSe/ZnS quantum dots in multimodal size distribution.




Fig. S2 TEM image of CdSe/ZnS quantum dots in multimodal size distribution.

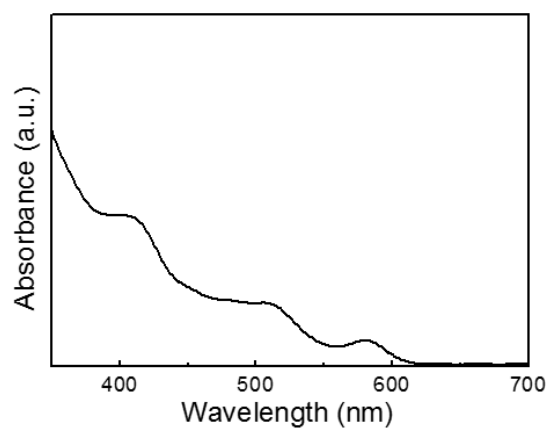


Fig. S3 Optical absorption spectrum of CdSe/ZnS quantum dots in multimodal size distribution.