

Isopropylation of 2-naphthol over mesoporous silicoaluminophosphate-37 (MESO-SAPO-37): Effect of bond dissociation energy on product distribution

Rekha Yadav, Ayyamperumal Sakthivel*
Catalysis and Materials Chemistry Laboratory, Department of Chemistry
University of Delhi, Delhi 110 007
Email: sakthiveldu@gmail.com / asakthivel@chemistry.du.ac.in

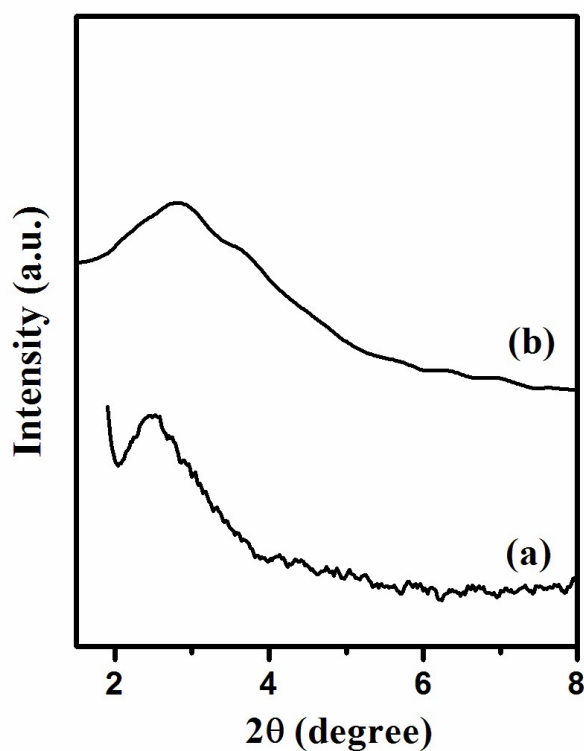


Figure S1. Powder XRD pattern for calcined (a) MESO-SAPO-37-0.43, (b) MESO-SAPO-37-0.80.

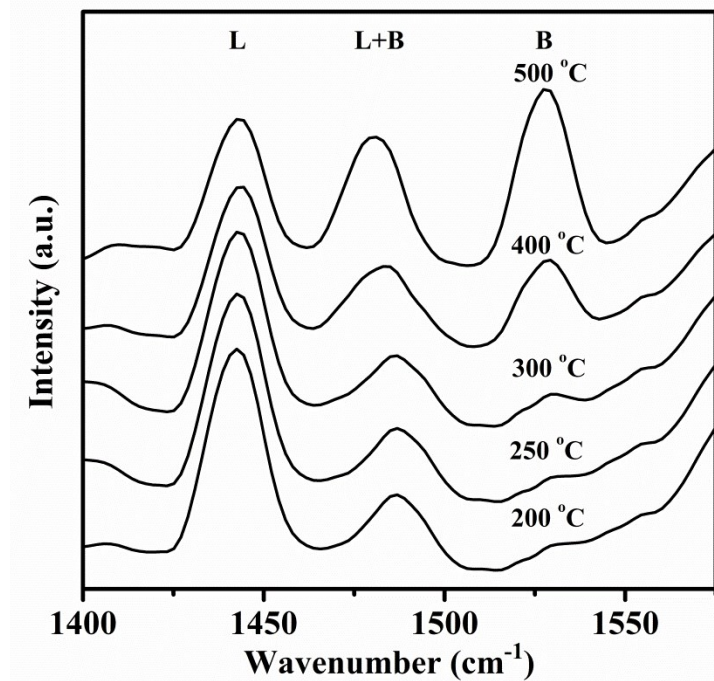


Figure S2. Pyridine FT-IR profile of calcined MESO-SAPO-37-0.43 (reproduced with permission from reference 28)

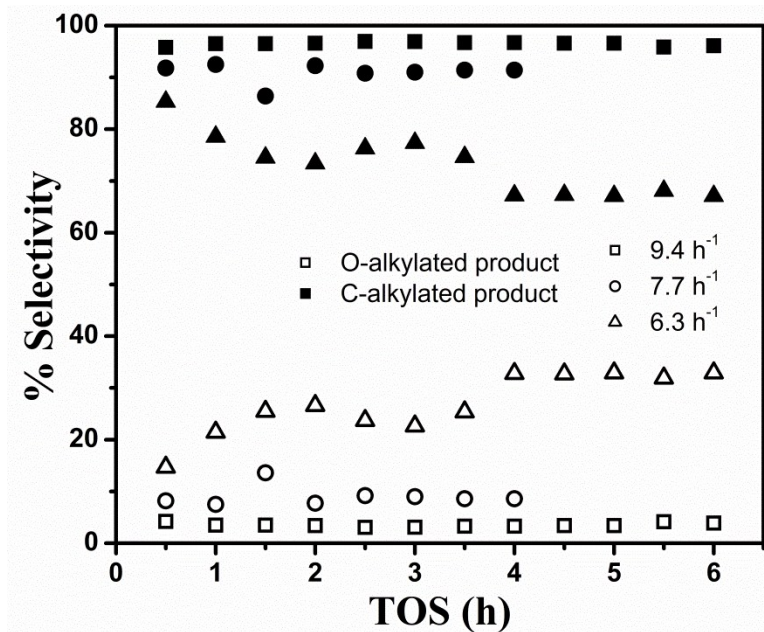


Figure S3. Selectivity of O-alkylated and C-alkylated products for 2-NP with IPA at different WHSV at 200 °C with mole ratio (2-NP: IPA) of 1: 20 over the period of TOS.

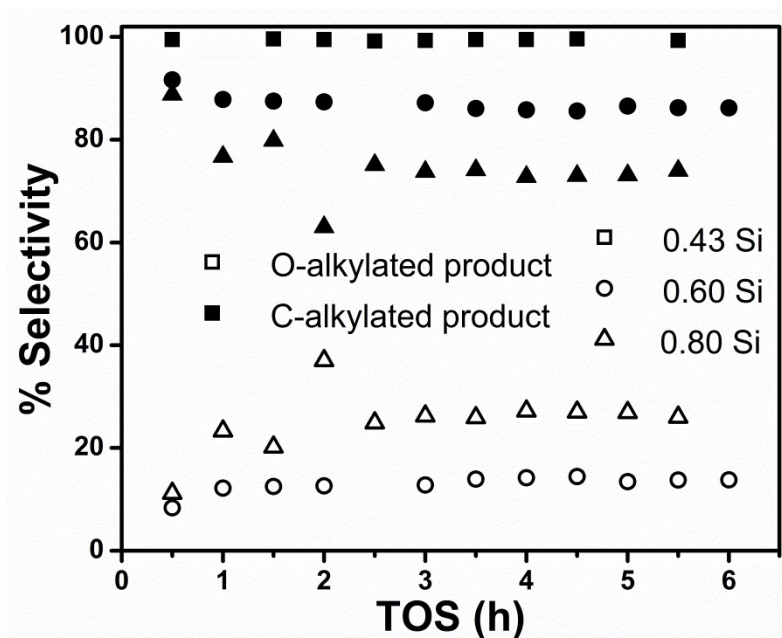


Figure S4. Selectivity of O-alkylated and C-alkylated products for 2-NP with IPA for catalysts with different silica content at 250 °C with WHSV= 9.4 h⁻¹ and mole ratio 1:20.