

*Supporting Information*

*for*

**Cu-Catalyzed Aerobic Oxidative Amidation of Aryl Alkyl  
Ketones with Azoles to Afford Tertiary Amides via Selective  
C-C bond Cleavage**

Wen Ding<sup>a</sup> and Qiuling Song<sup>\*a,b</sup>

<sup>a</sup>Institute of Next Generation Matter Transformation, College of Chemical Engineering at  
Huaqiao Univeristy, 668 Jimei Blvd, Xiamen, Fujian, 361021, P. R. China

<sup>b</sup>Beijing National Laboratory for Molecular Sciences, Beijing 100190 (China)

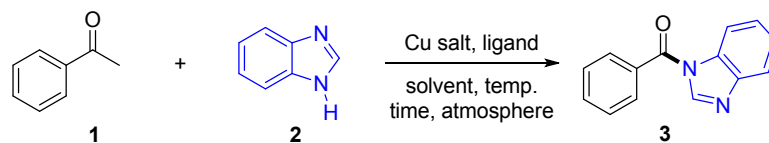
fax:86-592-6162990;

email: [qsong@hqu.edu.cn](mailto:qsong@hqu.edu.cn)

**Table of Contents**

<b>Optimization of the reaction conditions.....</b>	<b>S2</b>
<b>The Compatibility of Reaction with other nitrogen source.....</b>	<b>S3</b>
<b>Radical Trapping Experiments .....</b>	<b>S3</b>
<b>Labeling Experiments .....</b>	<b>S3</b>
<b>General information.....</b>	<b>S6</b>
<b>Procedure and characterization data for products.....</b>	<b>S6</b>
<b>References.....</b>	<b>S17</b>
<b>NMR Spectra.....</b>	<b>S19</b>

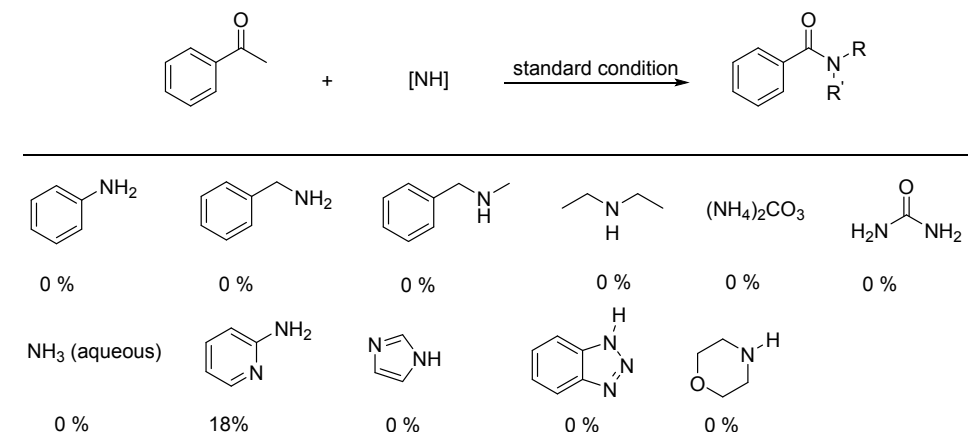
## 1. Optimization of the reaction conditions



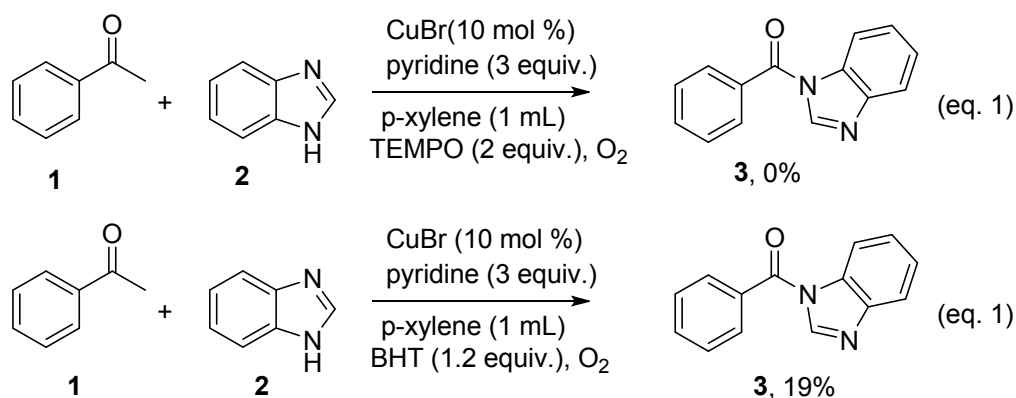
Entry	Catalyst (mol%)	atmosphere	ligand (equiv.)	temperature	solvent	yield of <b>3</b> (%) <sup>b</sup>
1	CuCl (10)	O <sub>2</sub>	pyridine (3)	130 °C	<i>p</i> -Xylene	16
2	CuI (10)	O <sub>2</sub>	pyridine (3)	130 °C	<i>p</i> -Xylene	64
3	Cu(OAc) <sub>2</sub> (10)	O <sub>2</sub>	pyridine (3)	130 °C	<i>p</i> -Xylene	7
4	CuBr (10)	O <sub>2</sub>	pyridine (3)	130 °C	<i>p</i> -Xylene	76 <sup>c</sup>
5	Cu <sub>2</sub> O (10)	O <sub>2</sub>	pyridine (3)	130 °C	<i>p</i> -Xylene	30
6	CuBr (10)	O <sub>2</sub>	pyridine (3)	130 °C	DMSO	no product
7	CuBr (10)	O <sub>2</sub>	pyridine (3)	130 °C	DMF	no product
8	CuBr (10)	O <sub>2</sub>	pyridine (3)	130 °C	Toluene	38
9	CuBr (10)	O <sub>2</sub>	2-Phenyl-py (3)	130 °C	<i>p</i> -Xylene	62
10	CuBr (10)	O <sub>2</sub>	2-Methyl-py (3)	130 °C	<i>p</i> -Xylene	33
11	CuBr (10)	O <sub>2</sub>	2-amino-py (3)	130 °C	<i>p</i> -Xylene	no product
12	CuBr (10)	O <sub>2</sub>	Et <sub>3</sub> N (3)	130 °C	<i>p</i> -Xylene	no product
13	CuBr (10)	O <sub>2</sub>	DMEDA (3)	130 °C	<i>p</i> -Xylene	no product
14	CuBr (10)	O <sub>2</sub>	pyridine (0.5)	130 °C	<i>p</i> -Xylene	trace
15	CuBr (10)	O <sub>2</sub>	pyridine (2)	130 °C	<i>p</i> -Xylene	74
16	CuBr (10)	O <sub>2</sub>	pyridine (4)	130 °C	<i>p</i> -Xylene	64
17	CuBr (10)	N <sub>2</sub>	pyridine (3)	130 °C	<i>p</i> -Xylene	no product
18	CuBr (10)	air	pyridine (3)	130 °C	<i>p</i> -Xylene	11
19	CuBr (10)	O <sub>2</sub>	pyridine (3)	120 °C	<i>p</i> -Xylene	22
20	CuBr (10)	O <sub>2</sub>	pyridine (3)	110 °C	<i>p</i> -Xylene	4
21	CuBr (20)	O <sub>2</sub>	pyridine (3)	130 °C	<i>p</i> -Xylene	4
22 <sup>d</sup>	CuBr (10)	O <sub>2</sub>	pyridine (3)	130 °C	<i>p</i> -Xylene	39 <sup>c</sup>
23	-	O <sub>2</sub>	pyridine (3)	130 °C	<i>p</i> -Xylene	no product
24	CuBr (10)	O <sub>2</sub>	-	130 °C	<i>p</i> -Xylene	33

Reaction Conditions: <sup>a</sup> acetophenone (**1**, 0.25 mmol), benzoimidazole (**2**, 0.5 mmol), Cu salt (10 mol%), ligand, solvent (1 mL), 16 h, temp., corresponding atmosphere. <sup>b</sup> GC yield. <sup>c</sup> Isolated yield. <sup>d</sup> acetophenone (**1**, 0.25 mmol), benzoimidazole (**2**, 0.25 mmol).

## 2. The Compatibility of Reaction with other nitrogen source



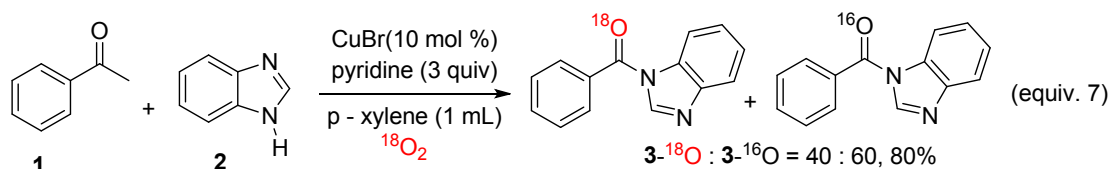
## 3. Radical Trapping Experiments



A sealed pressure vessel was charged with acetophenone **1** (30.0 mg, 0.25 mmol), benzimidazole **2** (60mg, 0.5mmol), CuBr (3.6 mg, 0.025 mmol), pyridine (60 mg, 0.75mmol), TEMPO (78.1mg, 0.5 mmol) or BHT (66.1 mg, 0.3 mmol) and p-xylene (1 mL). The resulting solution was stirred at 130 °C under O<sub>2</sub> for 16 hours. After cooling down to room temperature, the mixture was measured by GC without further purification. the reaction were mostly inhibited. Which indicates that a radical pathway might be involved in this reaction.

## 4. Labeling Experiments

### 4.1. <sup>18</sup>O labeling experiment under <sup>18</sup>O<sub>2</sub>.



A sealed pressure vessel was charged with acetophenone **1a** (30.0 mg, 0.25 mmol), benzimidazole **2a** (60mg, 0.5mmol), CuBr (3.6 mg, 0.025 mmol), pyridine (60 mg, 0.75mmol), and p-xylene (1 mL). The resulting solution was stirred at 130 °C under <sup>18</sup>O<sub>2</sub> for

16 hours. Upon completion of the reaction, the solvents were removed via rotary evaporator and the residue was purified with flash chromatography (silica gel, ethyl acetate: petroleum ether=1:4) to give 45 mg of (1H-benzo[d]imidazol-1-yl)(phenyl)methanone **3** in 80% isolated yield as a white solid. then the amide **3** was determined by GC-MS and HRMS (Figure S2). In these cases, part of carbonyl oxygen atom of **3** was labeled. The ratio of **3**- $^{18}\text{O}$  :  $^{16}\text{O}$  = 40 : 60.

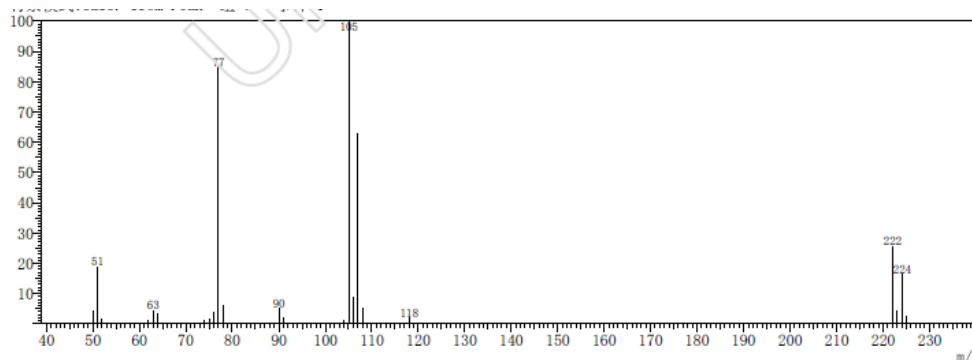
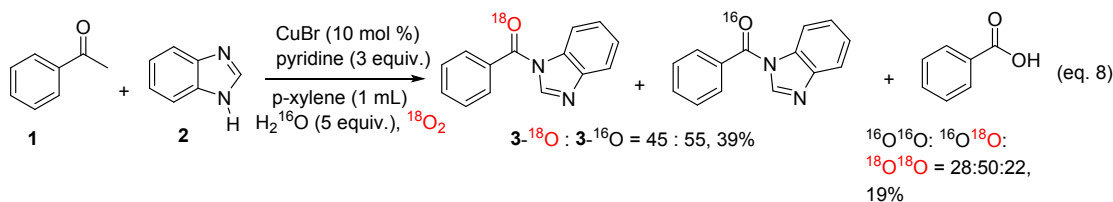


Figure S1.  $^{18}\text{O}$  labeling experiment under  $^{18}\text{O}_2$  measured by GC-MS.

#### 4.2. $^{18}\text{O}$ labeling experiment in the present of $\text{H}_2^{18}\text{O}$ under $^{18}\text{O}_2$ .



A sealed pressure vessel was charged with acetophenone **1a** (30.0 mg, 0.25 mmol), benzimidazole **2a** (60mg, 0.5mmol), CuBr (3.6 mg, 0.025 mmol), pyridine (60 mg, 0.75mmol), p-xylene (1 mL), and  $\text{H}_2^{16}\text{O}$ (22.5 mg). The resulting solution was stirred at 130 °C under  $^{18}\text{O}_2$  for 16 hours. After cooling down to room temperature, the mixture was measured by GC-MS without further purification. In these cases, no carbonyl oxygen atom of **3** was labeled. The ratio of **3**- $^{18}\text{O}$  :  $^{16}\text{O}$  = 45 : 55.

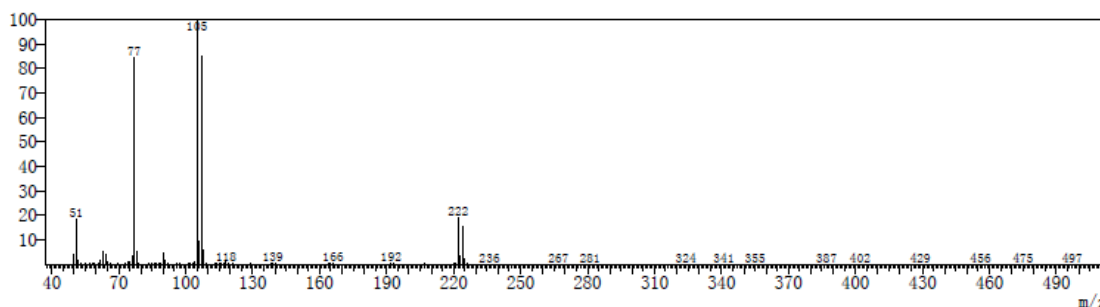
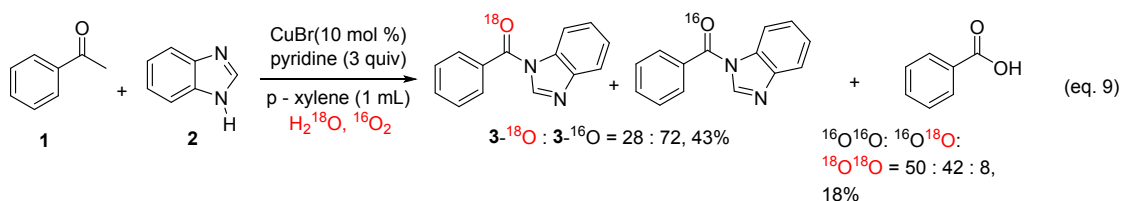


Figure S4.  $^{18}\text{O}$  labeling experiment in the present of  $\text{H}_2^{16}\text{O}$  under  $^{18}\text{O}_2$ .

#### 4.3. $^{18}\text{O}$ labeling experiment in the present of $\text{H}_2^{18}\text{O}$ under $^{16}\text{O}_2$ .



A sealed pressure vessel was charged with acetophenone **1a** (30.0 mg, 0.25 mmol), benzimidazole **2a** (60mg, 0.5mmol), CuBr (3.6 mg, 0.025 mmol), pyridine (60 mg, 0.75mmol), p-xylene (1 mL), and  $\text{H}_2^{18}\text{O}$  (25 mg, 1.25 mmol). The resulting solution was stirred at 130 °C under  $^{16}\text{O}_2$  for 16 hours. After cooling down to room temperature, the mixture was measured by GC-MS without further purification. In these cases, part of carbonyl oxygen atom of **3** was labeled. The ratio of  $3\text{-}^{18}\text{O} : 3\text{-}^{16}\text{O} = 28 : 72$ .

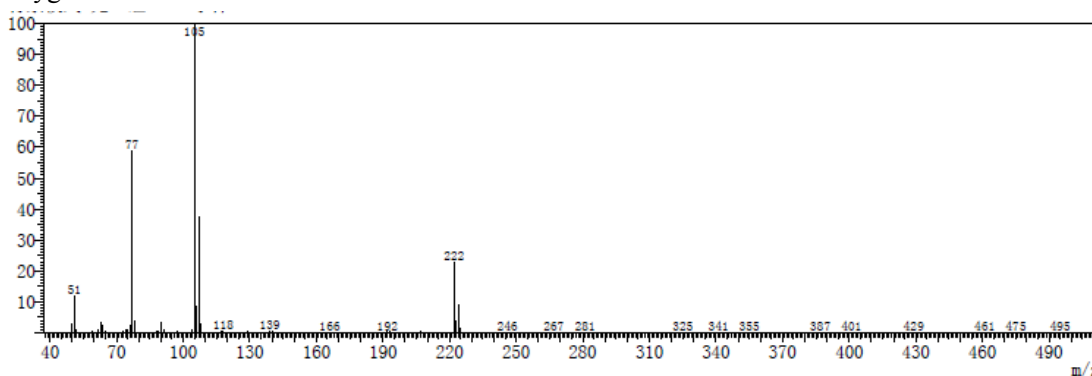
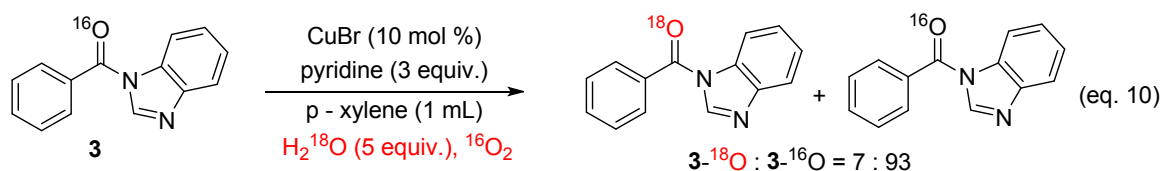


Figure S3.  $^{18}\text{O}$  labeling experiment in the present of  $\text{H}_2^{18}\text{O}$  under  $^{16}\text{O}_2$ .

#### 4.4. $^{18}\text{O}$ labeling experiment of **3a** in the present of $\text{H}_2^{18}\text{O}$



A sealed pressure vessel was charged with **3** (55mg, 0.25 mmol), CuBr (3.6 mg, 0.025 mmol), pyridine (60 mg, 0.75mmol), p-xylene (1 mL),  $\text{H}_2^{18}\text{O}$  (5 equiv.). The resulting solution was stirred at 130 °C under  $^{16}\text{O}_2$  for 16 hours. After cooling down to room temperature, the mixture was measured by GC-MS without further purification. In these cases, tiny part of carbonyl oxygen atom of **3** was labeled. The ratio of  $3\text{-}^{18}\text{O} : 3\text{-}^{16}\text{O} = 7 : 93$ .

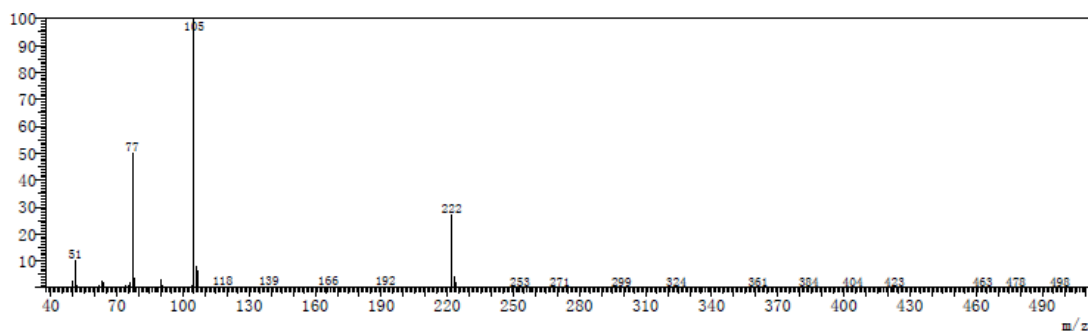


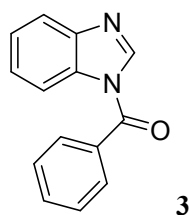
Figure S5.  $^{18}\text{O}$  labeling experiment in the present of  $\text{H}_2^{16}\text{O}$  under  $^{18}\text{O}_2$ .

## 5. General information

All experiments were conducted with a sealed pressure vessel. Flash column chromatography was performed over silica gel (200-300 mesh). <sup>1</sup>H NMR spectra were recorded on a Bruker AVIII-500M spectrometers, Chemical shifts (in ppm) were referenced to CDCl<sub>3</sub> (δ = 7.26 ppm) or DMSO-*d*<sub>6</sub> (δ = 2.54 ppm) as an internal standard. <sup>13</sup>C NMR spectra were obtained by using the same NMR spectrometers and were calibrated with CDCl<sub>3</sub> (δ = 77.0 ppm) or DMSO-*d*<sub>6</sub> (δ = 40.45 ppm). Unless otherwise noted, materials obtained from commercial suppliers were used without further purification.

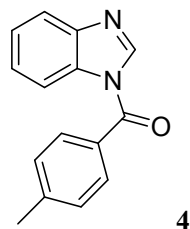
## 6. Procedure and characterization data for products

(1H-benzo[d]imidazol-1-yl)(phenyl)methanone (CAS: 62573-86-8) <sup>1</sup>



A sealed pressure vessel was charged with acetophenone **1a** (30.0 mg, 0.25 mmol), benzimidazole **2a** (60mg, 0.5mmol), CuBr (3.6 mg, 0.025 mmol), pyridine (60 mg, 0.75mmol), and *p*-xylene (1 mL). The resulting solution was stirred at 130 °C under O<sub>2</sub> (monitored by TLC and GC) for 16 hours. Upon completion of the reaction, the solvents were removed via rotary evaporator and the residue was purified with flash chromatography (silica gel, ethyl acetate: petroleum ether=1:4) to give 42 mg of (1H-benzo[d]imidazol-1-yl)(phenyl)methanone **3** in 76% isolated yield as a white solid. <sup>1</sup>H NMR: (500 MHz, CDCl<sub>3</sub>, ppm) δ 8.22 (s, 1 H), 8.21–8.19 (m, 1 H), 7.85–7.83 (m, 1 H), 7.82–7.80 (m, 2 H), 7.71–7.68 (m, 1 H), 7.61–7.58 (m, 2 H), 7.47–7.42 (m, 2 H); <sup>13</sup>C NMR: (125 MHz, CDCl<sub>3</sub>, ppm) δ 167.1, 144.0, 143.1, 133.2, 132.8, 132.1, 129.5, 129.0, 125.8, 125.3, 120.5, 115.4. mp = 70.1–71.2 °C.

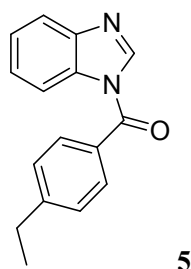
(1H-benzo[d]imidazol-1-yl)(*p*-tolyl)methanone (CAS: 28997-00-4) <sup>7</sup>



A sealed pressure vessel was charged with 1-(*p*-tolyl)ethanone **1b** (33.0 mg, 0.25 mmol), benzimidazole **2a** (60mg, 0.5mmol), CuBr (3.6 mg, 0.025 mmol), pyridine (60 mg, 0.75mmol), and *p*-xylene (1 mL). The resulting solution was stirred at 130 °C under O<sub>2</sub> for 16 hours. affords 29.5 mg (50%) of **4**. white solid. <sup>1</sup>H NMR: (500 MHz, CDCl<sub>3</sub>, ppm) δ 8.24 (s, 1 H), 8.19–8.17 (m, 1 H), 7.84–7.83 (m, 1 H), 7.72–7.71 (m, 2 H), 7.46–7.41 (m, 2 H), 7.39–7.38 (m, 2 H), 2.49 (s, 1 H); <sup>13</sup>C NMR: (125 MHz, CDCl<sub>3</sub>, ppm) δ 167.1, 144.3, 144.1, 143.1,

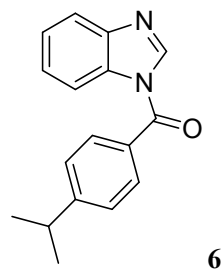
132.2, 130.0, 129.8, 129.7, 125.6, 125.1, 120.5, 115.4, 21.7. mp = 92.7–94.5 °C.

**(1H-benzo[d]imidazol-1-yl)(4-ethylphenyl)methanone ( new compound )**



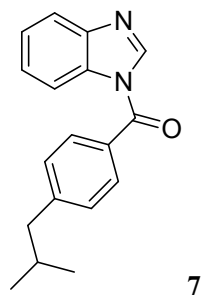
A sealed pressure vessel was charged with 1-(4-ethylphenyl)ethanone **1c** (37.0 mg, 0.25 mmol), benzimidazole **2a** (60mg, 0.5mmol), CuBr (3.6 mg, 0.025 mmol), pyridine (60 mg, 0.75mmol), and *p*-xylene (1 mL). The resulting solution was stirred at 130 °C under O<sub>2</sub> for 16 hours. affords 31.9 mg (51%) of **5**. white solid. <sup>1</sup>H NMR: (500 MHz, CDCl<sub>3</sub>, ppm) δ 8.25 (s, 1 H), 8.20–8.18 (m, 1 H), 7.85–7.83 (m, 1 H), 7.75 -7.73(m, 2 H), 7.47–7.40 (m, 4 H), 2.78 (q, *J*=8.00Hz, 2 H), 1.31 (t, *J*=7.5, 3 H); <sup>13</sup>C NMR: (125 MHz, CDCl<sub>3</sub>, ppm.) δ 167.1, 150.4, 144.1, 143.2, 132.2, 130.2, 129.9, 128.5, 125.6, 125.1, 120.5, 115.4, 29.0, 15.1. HRMS *m/z* (EI) calcd. for C<sub>9</sub>H<sub>10</sub>F<sub>3</sub>O<sub>2</sub> M+ 250.1106, found 250.1111. mp = 90.1–91.8 °C.

**(1H-benzo[d]imidazol-1-yl)(4-isopropylphenyl)methanone (CAS: 901440-49-1) <sup>10</sup>**



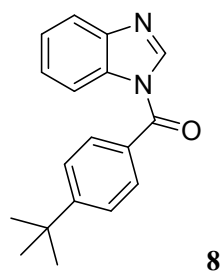
A sealed pressure vessel was charged with 1-(4-isopropylphenyl)ethanone **1d** (41 mg, 0.25 mmol), benzimidazole **2a** (60mg, 0.5mmol), CuBr (3.6 mg, 0.025 mmol), pyridine (60 mg, 0.75mmol), and *p*-xylene (1 mL). The resulting solution was stirred at 130 °C under O<sub>2</sub> for 16 hours. affords 46.8 mg (71%) of **6**. white solid. <sup>1</sup>H NMR: (500 MHz, CDCl<sub>3</sub>, ppm) δ 8.26 (s, 1 H), 8.21–8.19 (m, 1 H), 7.85–7.83 (m, 1 H), 7.76 -7.74(m, 2 H), 7.47–7.41 (m, 4 H), 3.08-2.99 (m, 1 H), 1.32 (d, *J*=7.00, 6 H); <sup>13</sup>C NMR: (125 MHz, CDCl<sub>3</sub>, ppm.) δ 167.0, 154.9, 144.0, 143.2, 132.2, 130.3, 129.9, 127.2, 125.6, 125.1, 120.5, 115.4, 34.3,23.6. mp = 75.5–76.5 °C.

**(1H-benzo[d]imidazol-1-yl)(4-isobutylphenyl)methanone ( new compound )**



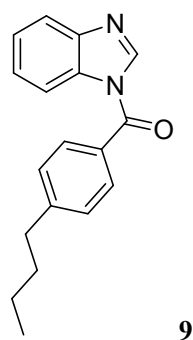
A sealed pressure vessel was charged with 1-(4-isobutylphenyl)ethanone **1f** (45 mg, 0.25 mmol), benzimidazole **2a** (60mg, 0.5mmol), CuBr (3.6 mg, 0.025 mmol), pyridine (60 mg, 0.75mmol), and *p*-xylene (1 mL). The resulting solution was stirred at 130 °C under O<sub>2</sub> for 16 hours. affords 49.3 mg (71%) of **7**. white solid. <sup>1</sup>H NMR: (500 MHz, CDCl<sub>3</sub>, ppm) δ 8.27 (s, 1 H), 8.19–8.18 (m, 1 H), 7.85–7.83 (m, 1 H), 7.74 -7.72(m, 2 H), 7.46–7.40 (m, 2 H), 7.36–7.34 (m, 2 H), 2.59 (d, *J*=7.50, 2H ), 1.95(m, 1H), 0.95(d, *J*=6.50, 6 H); <sup>13</sup>C NMR: (125 MHz, CDCl<sub>3</sub>, ppm.) δ 167.0, 148.0, 143.9, 143.2, 132.2, 130.1, 129.7, 129.6, 125.6, 125.1, 120.4, 115.4, 45.3, 30.7, 22.3. HRMS *m/z* (EI) calcd. for C<sub>9</sub>H<sub>10</sub>F<sub>3</sub>O<sub>2</sub> M<sup>+</sup> 278.1419, found 278.1415. mp = 63.4–64.8 °C.

**(1H-benzo[d]imidazol-1-yl)(4-(tert-butyl)phenyl)methanone (CAS: 20208-57-5) <sup>6</sup>**



A sealed pressure vessel was charged with 1-(4-(tert-butyl)phenyl)ethanone **1g** (45 mg, 0.25 mmol), benzimidazole **2a** (60mg, 0.5mmol), CuBr (3.6 mg, 0.025 mmol), pyridine (60 mg, 0.75mmol), and *p*-xylene (1 mL). The resulting solution was stirred at 130 °C under O<sub>2</sub> for 16 hours. affords 28.4 mg (41%) of **8**. white solid. <sup>1</sup>H NMR: (500 MHz, CDCl<sub>3</sub>, ppm) δ 8.26 (s, 1 H), 8.23–8.21 (m, 1 H), 7.85–7.83 (m, 1 H), 7.77 -7.75(m, 2 H), 7.61–7.59 (m, 2 H), 7.47–7.41 (m, 2 H), 1.39(s, 9 H); <sup>13</sup>C NMR: (125 MHz, CDCl<sub>3</sub>, ppm.) δ 167.1, 157.2, 144.1, 143.2, 132.2, 130.0, 129.7, 126.0, 125.7, 125.1, 120.5, 115.5, 35.3, 31.1. mp = 131.3–132.8 °C.

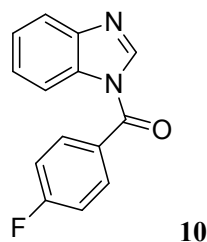
**(1H-benzo[d]imidazol-1-yl)(4-butylphenyl)methanone ( new compound )**





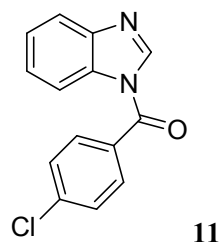
A sealed pressure vessel was charged with 1-(4-butylphenyl)ethanone **1e** (45 mg, 0.25 mmol), benzimidazole **2a** (60mg, 0.5mmol), CuBr (3.6 mg, 0.025 mmol), pyridine (60 mg, 0.75mmol), and *p*-xylene (1 mL). The resulting solution was stirred at 130 °C under O<sub>2</sub> for 16 hours. affords 43.7 mg (63%) of **9**. white solid. <sup>1</sup>H NMR: (500 MHz, CDCl<sub>3</sub>, ppm) δ 8.27 (s, 1 H), 8.20–8.19 (m, 1 H), 7.85–7.84 (m, 1 H), 7.74 -7.73(m, 2 H), 7.47–7.38 (m, 4 H), 2.74 (t, *J*=8.00, 2H ), 1.70- 1.64(m, 2H), 1.44-1.35 (m, 2 H), 0.96 (t, *J*=7.50, 3 H); <sup>13</sup>C NMR: (125 MHz, CDCl<sub>3</sub>, ppm.) δ 167.1, 149.2, 144.0, 143.2, 132.2, 130.1, 129.8, 129.1, 125.7, 125.1, 120.5, 115.4, 35.7, 33.2, 22.3, 13.9. HRMS *m/z* (EI) calcd. for C<sub>9</sub>H<sub>10</sub>F<sub>3</sub>O<sub>2</sub> M<sup>+</sup> 278.1419, found 278.1411. mp = 37.1–38.9 °C

**(1H-benzo[d]imidazol-1-yl)(4-fluorophenyl)methanone (CAS: 154786-24-0) <sup>8</sup>**



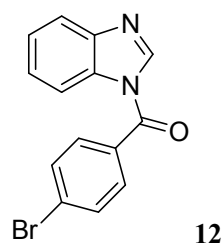
A sealed pressure vessel was charged with 1-(4-fluorophenyl)ethanone **1h** (35 mg, 0.25 mmol), benzimidazole **2a** (60mg, 0.5mmol), CuBr (3.6 mg, 0.025 mmol), pyridine (60 mg, 0.75mmol), and *p*-xylene (1 mL). The resulting solution was stirred at 130 °C under O<sub>2</sub> for 16 hours. affords 31.2 mg (52%) of **10**. white solid. <sup>1</sup>H NMR: (500 MHz, CDCl<sub>3</sub>, ppm) δ 8.21 (s, 1 H), 8.16–8.14 (m, 1 H), 7.87–7.83 (m, 3 H), 7.48 -7.42(m, 2 H), 7.30–7.27 (m, 2 H); <sup>13</sup>C NMR: (125 MHz, CDCl<sub>3</sub>, ppm.) δ 165.88, 165.61(d, *J*= 254.63Hz ), 144.06, 142.73, 132.23(d, *J*= 9.13Hz ), 132.09, 129.50(d, *J*= 3.38Hz ), 125.83, 125.35, 120.64, 116.45(d, *J*= 22.13Hz ), 115.34. mp = 74.8–76.1 °C.

**(1H-benzo[d]imidazol-1-yl)(4-chlorophenyl)methanone (CAS: 71589-37-2) <sup>9</sup>**



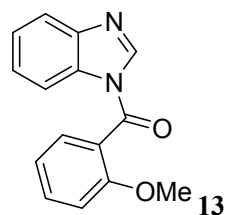
A sealed pressure vessel was charged with 1-(4-chlorophenyl)ethanone **1i** (39 mg, 0.25 mmol), benzimidazole **2a** (60mg, 0.5mmol), CuBr (3.6 mg, 0.025 mmol), pyridine (60 mg, 0.75mmol), and *p*-xylene (1 mL). The resulting solution was stirred at 130 °C under O<sub>2</sub> for 16 hours. affords 29.3 mg (46%) of **11**. white solid. <sup>1</sup>H NMR: (500 MHz, CDCl<sub>3</sub>, ppm) δ 8.19 (s, 1 H), 8.17–8.15 (m, 1 H), 7.85–7.83 (m, 1 H), 7.78 -7.75(m, 2 H), 7.59–7.57 (m, 2 H); 7.48- 7.43 ( m, 2H ) ; <sup>13</sup>C NMR: (125 MHz, CDCl<sub>3</sub>, ppm.) δ 166.00, 144.00, 142.66, 139.86, 131.96, 131.07, 130.94, 129.46, 125.90, 125.43, 120.63, 115.36. mp = 149.3–150.9 °C.

**(1H-benzo[d]imidazol-1-yl)(4-bromophenyl)methanone (CAS: 304668-33-5) <sup>1</sup>**



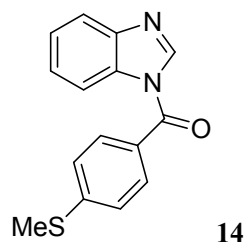
A sealed pressure vessel was charged with 1-(4-bromophenyl)ethanone **1j** (50 mg, 0.25 mmol), benzimidazole **2a** (60mg, 0.5mmol), CuBr (3.6 mg, 0.025 mmol), pyridine (60 mg, 0.75mmol), and *p*-xylene (1 mL). The resulting solution was stirred at 130 °C under O<sub>2</sub> for 16 hours. affords 43.6 mg (58%) of **12**. white solid. <sup>1</sup>H NMR: (500 MHz, CDCl<sub>3</sub>, ppm) δ 8.18 (s, 1 H), 8.17–8.13 (m, 1 H), 7.85-7.81 (m, 1 H), 7.75 -7.73(m, 2 H), 7.69–7.66 (m, 2 H); 7.47-7.42 ( m, 2H ) ; <sup>13</sup>C NMR: (125 MHz, CDCl<sub>3</sub>, ppm.) δ 166.08, 144.03, 142.61, 132.41, 131.96, 131.58, 130.96, 128.35, 125.88, 125.42, 120.63, 115.35. mp = 108.9–110.3 °C.

**(1H-benzo[d]imidazol-1-yl)(2-methoxyphenyl)methanone (CAS: 816441-32-4) <sup>1</sup>**



A sealed pressure vessel was charged with 1-(2-methoxyphenyl)ethanone **1m** (37 mg, 0.25 mmol), benzimidazole **2a** (60mg, 0.5mmol), CuBr (3.6 mg, 0.025 mmol), pyridine (60 mg, 0.75mmol), and *p*-xylene (1 mL). The resulting solution was stirred at 130 °C under O<sub>2</sub> for 16 hours. affords 37.8 mg (60%) of **13**. white oil. <sup>1</sup>H NMR: (500 MHz, CDCl<sub>3</sub>, ppm) δ 8.27-8.25 (m, 1 H), 7.97 (s, 1 H), 7.81-7.79 (m, 1 H), 7.60 -7.53(m, 2 H), 7.46–7.40 (m, 2 H); 7.15-7.12 ( m, 1H ) , 7.07-7.05 (m, 1H ) , 3.78(s, 3H); <sup>13</sup>C NMR: (125 MHz, CDCl<sub>3</sub>, ppm.) δ 165.81, 156.49, 144.09, 143.59, 133.48, 131.58, 129.91, 125.68, 125.12, 122.93, 121.15, 120.32, 115.50, 111.60, 55.71.

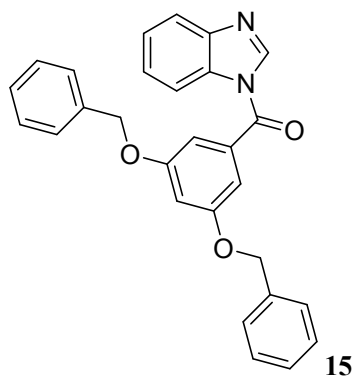
**(1H-benzo[d]imidazol-1-yl)(4-(methylthio)phenyl)methanone ( new compound )**



A sealed pressure vessel was charged with 1-(4-(methylthio)phenyl)ethanone **1n** (42 mg, 0.25 mmol), benzimidazole **2a** (60mg, 0.5mmol), CuBr (3.6 mg, 0.025 mmol), pyridine (60 mg, 0.75mmol), and *p*-xylene (1 mL). The resulting solution was stirred at 130 °C under O<sub>2</sub> for 16 hours. affords 26.8 mg (40%) of **14**. white solid. <sup>1</sup>H NMR: (500 MHz, CDCl<sub>3</sub>, ppm) δ 8.27 (s,

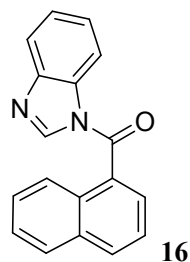
1 H), 8.16-8.14 (m, 1 H), 7.85-7.83 (m, 1 H), 7.75 -7.72(m, 2 H), 7.47-7.41 (m, 2 H); 7.39-7.37 ( m, 2H ) , 2.57(s, 3H); <sup>13</sup>C NMR: (125 MHz, CDCl<sub>3</sub>, ppm.) δ 166.49, 146.86, 143.95, 142.94, 132.16, 130.15, 128.35, 125.67, 125.31, 125.16, 120.49, 115.33, 14.74. HRMS m/z (EI) calcd. for C<sub>9</sub>H<sub>10</sub>F<sub>3</sub>O<sub>2</sub> M+ 268.0670, found 268.0674. mp = 84.3-85.8 °C.

**(1H-benzo[d]imidazol-1-yl)(3,5-bis(benzyloxy)phenyl)methanone ( new compound )**



A sealed pressure vessel was charged with 1-(3,5-bis(benzyloxy)phenyl)ethanone **1q** (84 mg, 0.25 mmol), benzimidazole **2a** (60mg, 0.5mmol), CuBr (3.6 mg, 0.025 mmol), pyridine (60 mg, 0.75mmol), and *p*-xylene (1 mL). The resulting solution was stirred at 130 °C under O<sub>2</sub> for 16 hours. affords 37.9 mg (35%) of **15**. yellow oil. <sup>1</sup>H NMR: (500 MHz, CDCl<sub>3</sub>, ppm) δ 8.237-8.196 (m, 1 H), 8.167 (s, 1 H), 7.851-7.833 (m, 1 H), 7.477 -7.346(m, 12 H), 6.990-6.986 (m, 2 H); 6.904- 6.895 ( m, 1H ) , 5.09 (s, 4H ); <sup>13</sup>C NMR: (125 MHz, CDCl<sub>3</sub>, ppm.) δ 166.66, 160.11, 144.06, 143.03, 135.91, 134.54, 132.04, 128.72, 128.31, 127.50, 125.76, 125.29, 120.53, 115.51, 108.46, 106.97, 70.46. HRMS m/z (EI) calcd. for C<sub>9</sub>H<sub>10</sub>F<sub>3</sub>O<sub>2</sub> M+ 430.1630, found 434.1622.

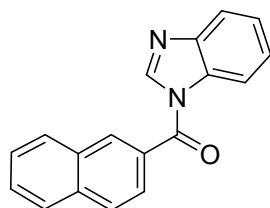
**(1H-benzo[d]imidazol-1-yl)(naphthalen-1-yl)methanone (CAS: 26670-22-4) <sup>1</sup>**



A sealed pressure vessel was charged with 1-(naphthalen-1-yl)ethanone **1k** (43 mg, 0.25 mmol), benzimidazole **2a** (60mg, 0.5mmol), CuBr (3.6 mg, 0.025 mmol), pyridine (60 mg, 0.75mmol), and *p*-xylene (1 mL). The resulting solution was stirred at 130 °C under O<sub>2</sub> for 16 hours. affords 53.0 mg (78%) of **16**. white solid. <sup>1</sup>H NMR: (500 MHz, CDCl<sub>3</sub>, ppm) δ 8.32-8.30 (m, 1 H), 8.12-8.10 (m, 1 H), 8.00-7.96 (m, 3 H), 7.86 -7.84(m, 1 H), 7.74-7.72 (m, 1 H); 7.62-7.55 ( m, 3H ) , 7.50-7.46 (m, 2H ); <sup>13</sup>C NMR: (125 MHz, CDCl<sub>3</sub>, ppm.) δ 167.06, 144.21, 143.18, 133.57, 132.42, 131.83, 130.58, 130.19, 128.67, 128.13, 127.35, 127.14,

125.90, 125.42, 124.53, 124.48, 120.60, 115.64. mp = 101.5–102.3 °C.

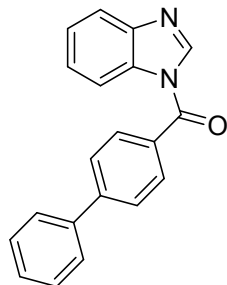
**(1H-benzo[d]imidazol-1-yl)(naphthalen-2-yl)methanone ( new compound )**



**17**

A sealed pressure vessel was charged with 1-(naphthalen-2-yl)ethanone **11** (43 mg, 0.25 mmol), benzimidazole **2a** (60mg, 0.5mmol), CuBr (3.6 mg, 0.025 mmol), pyridine (60 mg, 0.75mmol), and *p*-xylene (1 mL). The resulting solution was stirred at 130 °C under O<sub>2</sub> for 16 hours. affords 40.8 mg (60%) of **17**. white solid. <sup>1</sup>H NMR: (500 MHz, CDCl<sub>3</sub>, ppm) δ 8.33-8.32 (m, 2 H), 8.23–8.22 (m, 1 H), 8.05-8.04 (m, 1 H), 7.98 -7.96(m, 2 H), 7.88–7.86 (m, 2 H); 7.70-7.67 ( m, 1H ) , 7.65-7.62 (m, 1H ) , 7.49-7.44 (m, 2H ); <sup>13</sup>C NMR: (125 MHz, CDCl<sub>3</sub>, ppm.) δ 167.16, 144.03, 143.22, 135.31, 132.20, 131.11, 129.90, 129.19, 128.99, 127.98, 127.56, 125.78, 125.28, 125.03, 120.55, 115.44. HRMS m/z (EI) calcd. for C<sub>9</sub>H<sub>10</sub>F<sub>3</sub>O<sub>2</sub> M<sup>+</sup> 272.0950, found 272.0953. mp = 105.1–106.7 °C.

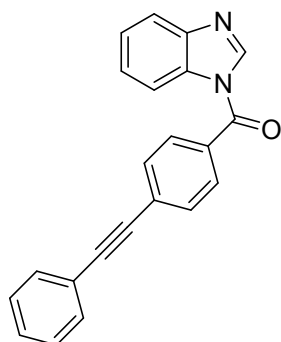
**[1,1'-biphenyl]-4-yl(1H-benzo[d]imidazol-1-yl)methanone (CAS: 349407-41-6) <sup>11</sup>**



**18**

A sealed pressure vessel was charged with 1-([1,1'-biphenyl]-4-yl)ethanone **1o** (50 mg, 0.25 mmol), benzimidazole **2a** (60mg, 0.5mmol), CuBr (3.6 mg, 0.025 mmol), pyridine (60 mg, 0.75mmol), and *p*-xylene (1 mL). The resulting solution was stirred at 130 °C under O<sub>2</sub> for 16 hours. affords 46.9 mg (63%) of **18**. white solid. <sup>1</sup>H NMR: (500 MHz, CDCl<sub>3</sub>, ppm) δ 8.31 (s, 1 H), 8.23-8.21 (m, 1 H), 7.91-7.89 (m, 2 H), 7.87 -7.85(m, 1 H), 7.82–7.80 (m, 2 H); 7.68-7.67 ( m, 2H ) , 7.53-7.43(m, 5H); <sup>13</sup>C NMR: (125 MHz, CDCl<sub>3</sub>, ppm.) δ 166.85, 146.19, 144.09, 143.04, 139.31, 132.17, 131.34, 130.24, 129.09, 128.58, 127.64, 127.30, 125.75, 125.25, 120.57, 115.44. mp = 117.8–119.5 °C.

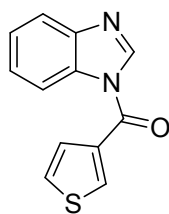
**(1H-benzo[d]imidazol-1-yl)(4-(phenylethynyl)phenyl)methanone ( new compound )**



**19**

A sealed pressure vessel was charged with 1-(4-(phenylethynyl)phenyl)ethanone **1p** (55 mg, 0.25 mmol), benzimidazole **2a** (60mg, 0.5mmol), CuBr (3.6 mg, 0.025 mmol), pyridine (60 mg, 0.75mmol), and *p*-xylene (1 mL). The resulting solution was stirred at 130 °C under O<sub>2</sub> for 16 hours. affords 40.2 mg (50%) of **19**. white solid. <sup>1</sup>H NMR: (500 MHz, CDCl<sub>3</sub>, ppm) δ 8.24 (s, 1 H), 8.18-8.17 (m, 1 H), 7.86-7.84 (m, 1 H), 7.81 -7.79(m, 2 H), 7.73–7.72 (m, 2 H); 7.59-7.57 ( m, 2H ) , 7.48-7.43(m, 2H), 7.40-7.38 (m, 3H ); <sup>13</sup>C NMR: (125 MHz, CDCl<sub>3</sub>, ppm.) δ 166.38, 144.03, 142.80, 132.04, 132.00, 131.80, 131.77, 129.61, 129.02, 128.66, 128.46, 125.80, 125.32, 122.31, 120.58, 115.38, 93.39, 87.94. HRMS m/z (EI) calcd. for C<sub>9</sub>H<sub>10</sub>F<sub>3</sub>O<sub>2</sub> M+ 322.1106, found 322.1111. mp = 145.3–147.1 °C.

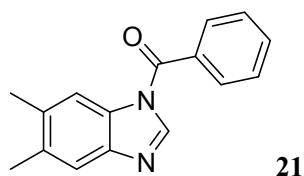
**(1H-benzo[d]imidazol-1-yl)(thiophen-3-yl)methanone ( new compound )**



**20**

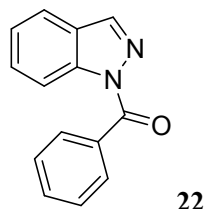
A sealed pressure vessel was charged with 1-(thiophen-3-yl)ethanone **1r**(32 mg, 0.25 mmol), benzimidazole **2a** (60mg, 0.5mmol), CuBr (3.6 mg, 0.025 mmol), pyridine (60 mg, 0.75mmol), and *p*-xylene (1 mL). The resulting solution was stirred at 130 °C under O<sub>2</sub> for 16 hours. affords 28.5 mg (50%) of **20**. white solid. <sup>1</sup>H NMR: (500 MHz, CDCl<sub>3</sub>, ppm) δ 8.404 (s, 1 H), 8.217- 8.199 (m, 1 H), 8.074-8.066 (m, 1 H), 7.851 -7.834(m, 1 H), 7.586– 7.574 (m, 1 H); 7.542- 7.526 ( m, 1H ) , 7.475- 7.416(m, 2H ); <sup>13</sup>C NMR: (125 MHz, CDCl<sub>3</sub>, ppm.) δ 161.46, 144.02, 142.53, 134.71, 133.22, 132.13, 128.20, 127.60, 125.74, 125.25, 120.56, 115.39. HRMS m/z (EI) calcd. for C<sub>9</sub>H<sub>10</sub>F<sub>3</sub>O<sub>2</sub> M+ 228.0357, found 228.0361. mp = 124.8–126.3 °C.

**(5,6-dimethyl-1H-benzo[d]imidazol-1-yl)(phenyl)methanone (CAS: 16109-46-9) <sup>5</sup>**



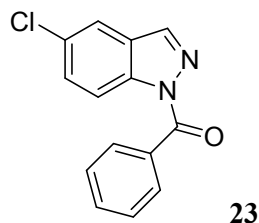
A sealed pressure vessel was charged with acetophenone **1a** (30 mg, 0.25 mmol), 5,6-dimethyl-1H-benzo[d]imidazole **2b** (60mg, 0.5mmol), CuBr (3.6 mg, 0.025 mmol), pyridine (67 mg, 0.75mmol), and *p*-xylene (1 mL). The resulting solution was stirred at 130 °C under O<sub>2</sub> for 16 hours. affords 42.5 mg (68%) of **21**. white solid. <sup>1</sup>H NMR: (500 MHz, CDCl<sub>3</sub>, ppm) δ 8.09 (s, 1 H), 8.00 (s, 1 H), 7.80-7.78 (m, 2 H), 7.69 -7.66(m, 1 H), 7.59– 7.56 (m, 3 H), 2.42(s, 3H ), 2.40(s, 3H ); <sup>13</sup>C NMR: (125 MHz, CDCl<sub>3</sub>, ppm.) δ 167.11, 142.52, 142.37, 135.06, 134.30, 133.08, 132.99, 130.47, 129.46, 128.96, 120.53, 115.67, 20.53, 20.32. mp = 91.8–93.7 °C.

**(1H-indazol-1-yl)(phenyl)methanone (CAS: 23301-00-0) <sup>3</sup>**



A sealed pressure vessel was charged with acetophenone **1a** (30 mg, 0.25 mmol), 1H-indazole **2c** (60mg, 0.5mmol), CuBr (3.6 mg, 0.025 mmol), pyridine (60 mg, 0.75mmol), and *p*-xylene (1 mL). The resulting solution was stirred at 130 °C under O<sub>2</sub> for 16 hours. affords 45.5 mg (82%) of **22**. white solid. <sup>1</sup>H NMR: (500 MHz, CDCl<sub>3</sub>, ppm) δ 8.58 (d, *J*= 8.5Hz, 1 H), 8.211 (s, 1 H), 8.075-8.057 (m, 2 H), 7.798 -7.782(m, 1 H), 7.648– 7.592 (m, 2 H), 7.544- 7.513(s, 2H ), 7.434- 7.404(m, 1H ); <sup>13</sup>C NMR: (125 MHz, CDCl<sub>3</sub>, ppm.) δ 168.39, 140.30, 140.12, 133.29, 132.22, 130.89, 129.51, 127.97, 126.11, 124.82, 120.92, 115.89. mp = 83.8–84.2 °C.

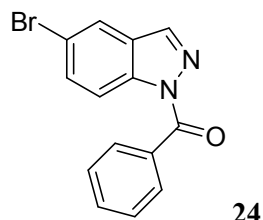
**(5-chloro-1H-indazol-1-yl)(phenyl)methanone ( new compound )**



A sealed pressure vessel was charged with acetophenone **1a** (30 mg, 0.25 mmol), 1H-indazole **2e** (78mg, 0.5mmol), CuBr (3.6 mg, 0.025 mmol), pyridine (60 mg, 0.75mmol), and *p*-xylene (1 mL). The resulting solution was stirred at 130 °C under O<sub>2</sub> for 16 hours. affords 46 mg (71%) of **23**. yellow solid. <sup>1</sup>H NMR: (500 MHz, CDCl<sub>3</sub>, ppm) δ 8.509 (d, *J*= 8.9Hz, 1 H), 8.15 (s, 1H ), 8.09-8.04 (m, 2 H ), 8.07 -8.05(m, 2 H), 7.75 (d, *J*=1.8Hz, 1 H), 7.64- 7..59(m, 1H ), 7.57(dd, *J*= 8.9, 2.0 Hz, 1H ), 7.54 – 7.51(m, 2H); <sup>13</sup>C NMR: (125 MHz, CDCl<sub>3</sub>, ppm.) δ

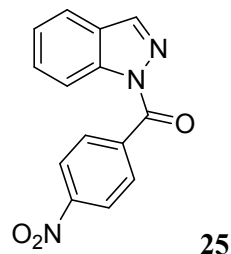
168.08, 139.20, 138.62, 132.75, 132.47, 130.98, 130.36, 129.90, 128.02, 127.10, 120.31, 116.93. HRMS m/z (EI) calcd. for C<sub>9</sub>H<sub>10</sub>F<sub>3</sub>O<sub>2</sub> M<sup>+</sup> 256.0403, found 256.0400. mp = 132.3–133.8 °C.

**(5-bromo-1H-indazol-1-yl)(phenyl)methanone ( CAS : 936846-01-4 ) <sup>2</sup>**



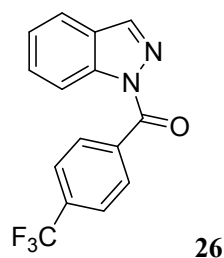
A sealed pressure vessel was charged with acetophenone **1a** (30 mg, 0.25 mmol), 1H-indazole **2f** (100mg, 0.5mmol), CuBr (3.6 mg, 0.025 mmol), pyridine (60 mg, 0.75mmol), and *p*-xylene (1 mL). The resulting solution was stirred at 130 °C under O<sub>2</sub> for 16 hours. affords 67 mg (89%) of **24**. white solid. <sup>1</sup>H NMR: (500 MHz, CDCl<sub>3</sub>, ppm) δ 8.46 (d, *J*= 8.8Hz, 1 H), 8.15 (s, 1H ), 8.07-8.05 (m, 2 H ), 7.95 -7.90(m, 2 H), 7.71 (dd, *J*= 8.8 Hz, 1.8Hz, 1 H), 7.65-7.59(m, 1H ), 7.56 – 7.49(m, 2H); <sup>13</sup>C NMR: (125 MHz, CDCl<sub>3</sub>, ppm.) δ 168.13, 139.08, 138.96, 132.76, 132.51, 131.00, 128.04, 127.65, 123.52, 117.93, 117.25. mp = 128.9–129.5 °C.

**(1H-indazol-1-yl)(4-nitrophenyl)methanone ( CAS : 500900-65-2 ) <sup>4</sup>**



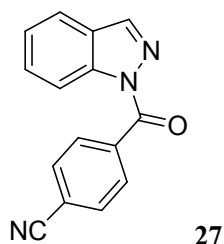
A sealed pressure vessel was charged with acetophenone **1a** (30 mg, 0.25 mmol), 1H-indazole **2c** (60mg, 0.5mmol), CuBr (3.6 mg, 0.025 mmol), pyridine (60 mg, 0.75mmol), and *p*-xylene (1 mL). The resulting solution was stirred at 130 °C under O<sub>2</sub> for 16 hours. affords 36 mg (53%) of **25**. white solid. <sup>1</sup>H NMR: (500 MHz, CDCl<sub>3</sub>, ppm) δ 8.57 (dd, *J*= 8.4Hz, 0.7Hz, 1 H), 8.39- 8.32 (m, 2H ), 8.28- 8.18 (m, 3 H ), 7.81(d, *J*= 7.9Hz, 1 H), 7.69– 7.64 (m, 1 H), 7.49- 7.44(m, 1H ); <sup>13</sup>C NMR: (125 MHz, CDCl<sub>3</sub>, ppm.) δ 166.33, 149.59, 141.31, 139.89, 138.99, 131.83, 130.05, 126.27, 125.49, 123.06, 121.21, 115.89. mp = 155.4–157.3 °C.

**(1H-indazol-1-yl)(4-(trifluoromethyl)phenyl)methanone ( new compound )**



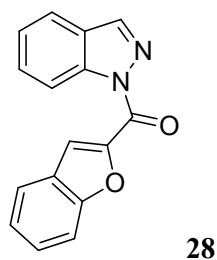
A sealed pressure vessel was charged with acetophenone **1a** (30 mg, 0.25 mmol), 1H-indazole **2c** (93mg, 0.5mmol), CuBr (3.6 mg, 0.025 mmol), pyridine (60 mg, 0.75mmol), and *p*-xylene (1 mL). The resulting solution was stirred at 130 °C under O<sub>2</sub> for 16 hours. affords 52 mg (71%) of **26**. white solid. <sup>1</sup>H NMR: (500 MHz, CDCl<sub>3</sub>, ppm) δ 8.58 (dd, *J*= 8.4Hz, 0.7Hz, 1 H), 8.22 (s, 1H ), 8.17 (d, *J*= 8.1Hz, 2 H ), 7.79(t, *J*= 7.5Hz, 3 H), 7.65 (ddd, *J*= 8.3Hz, 7.2Hz, 1.0Hz, 1 H), 7.49- 7.41(m, 1H ); <sup>13</sup>C NMR: (125 MHz, CDCl<sub>3</sub>, ppm.) δ 167.08, 140.93, 139.96, 136.65, 133.52(q, *J*= 32.7Hz), 131.14, 129.83, 126.20, 125.22,124.96(q, *J*= 3.7Hz) 123.64(q, *J*= 272.7Hz), 121.09, 115.88. HRMS *m/z* (EI) calcd. for C<sub>9</sub>H<sub>10</sub>F<sub>3</sub>O<sub>2</sub> M<sup>+</sup> 290.0667, found 290.0661. mp = 102.5–103.8 °C.

**4-(1H-indazole-1-carbonyl)benzonitrile ( new compound )**



A sealed pressure vessel was charged with acetophenone **1a** (30 mg, 0.25 mmol), 1H-indazole **2c** (73mg, 0.5mmol), CuBr (3.6 mg, 0.025 mmol), pyridine (60 mg, 0.75mmol), and *p*-xylene (1 mL). The resulting solution was stirred at 130 °C under O<sub>2</sub> for 16 hours. affords 51 mg (82%) of **27**. white solid. <sup>1</sup>H NMR: (500 MHz, CDCl<sub>3</sub>, ppm) δ 8.56 (d, *J*= 8.4Hz, 1 H), 8.21 (s, 1H ), 8.16-8.14 (m, 2 H ), 7.82 -7.80(m, 3 H), 7.67– 7.64 (m, 1 H), 7.47- 7.44(m, 1H ); <sup>13</sup>C NMR: (125 MHz, CDCl<sub>3</sub>, ppm.) δ 166.49, 141.16, 139.87, 137.28, 131.66, 131.31, 129.95, 126.20, 125.38, 121.15, 118.00, 115.84, 115.43. HRMS *m/z* (EI) calcd. for C<sub>9</sub>H<sub>10</sub>F<sub>3</sub>O<sub>2</sub> M<sup>+</sup> 247.0746, found 247.0751. mp = 148.1–149.0 °C.

**benzofuran-2-yl(1H-indazol-1-yl)methanone ( new compound )**

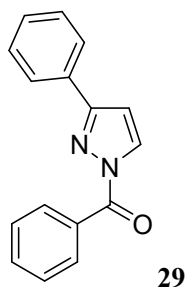


A sealed pressure vessel was charged with acetophenone **1a** (30 mg, 0.25 mmol), 1H-indazole



**2c** (60mg, 0.5mmol), CuBr (3.6 mg, 0.025 mmol), pyridine (60 mg, 0.75mmol), and *p*-xylene (1 mL). The resulting solution was stirred at 130 °C under O<sub>2</sub> for 16 hours. affords 34 mg (52%) of **28**. white solid. <sup>1</sup>H NMR: (500 MHz, CDCl<sub>3</sub>, ppm) δ 8.62 (d, *J*= 8.4Hz, 1 H), 8.40 (d, *J*= 0.6 Hz, 1H ), 8.26 (s, 1H ), 7.77(t, *J*= 7.8Hz, 2H), 7.67(d, *J*= 8.4Hz, 1 H), 7.65- 7.58(m, 1H ), 7.53- 7.46(m, 1H ), 7.40(t, *J*= 7.5Hz, 1H), 7.33(t, *J*= 7.5Hz, 1H); <sup>13</sup>C NMR: (125 MHz, CDCl<sub>3</sub>, ppm.) δ 157.66, 155.64, 145.87, 140.82, 140.17, 129.75, 128.12, 127.41, 125.90, 124.96, 123.78, 123.51, 121.04, 119.06, 115.93, 112.34. HRMS m/z (EI) calcd. for C<sub>9</sub>H<sub>10</sub>F<sub>3</sub>O<sub>2</sub> M+ 262.0742, found 262.0737. mp = 150.8–152.8 °C.

**phenyl(3-phenyl-1H-pyrazol-1-yl)methanone (CAS: 126382-89-6) <sup>1</sup>**



A sealed pressure vessel was charged with acetophenone **1a** (30 mg, 0.25 mmol), 1H-indazole **2d** (72mg, 0.5mmol), CuBr (3.6 mg, 0.025 mmol), pyridine (60 mg, 0.75mmol), and *p*-xylene (1 mL). The resulting solution was stirred at 130 °C under O<sub>2</sub> for 16 hours. affords 22 mg (37%) of **29**. white solid. <sup>1</sup>H NMR: (500 MHz, CDCl<sub>3</sub>, ppm) δ 8.48 (d, *J*= 3.0Hz, 1 H), 8.281- 8.262 (m, 2H ), 8.902-7.885 (m, 2 H ), 7.656 -7.627(m, 1 H), 7.554– 7.523 (m, 2 H), 7.463- 7.399(m, 3H ), 6.871(d, *J*= 3.0, 1H ); <sup>13</sup>C NMR: (125 MHz, CDCl<sub>3</sub>, ppm.) δ 166.11, 155.89, 132.98, 131.86, 131.79, 131.73, 131.48, 129.18, 128.74, 128.02, 126.37, 107.18. mp = 63.7-64.9 °C

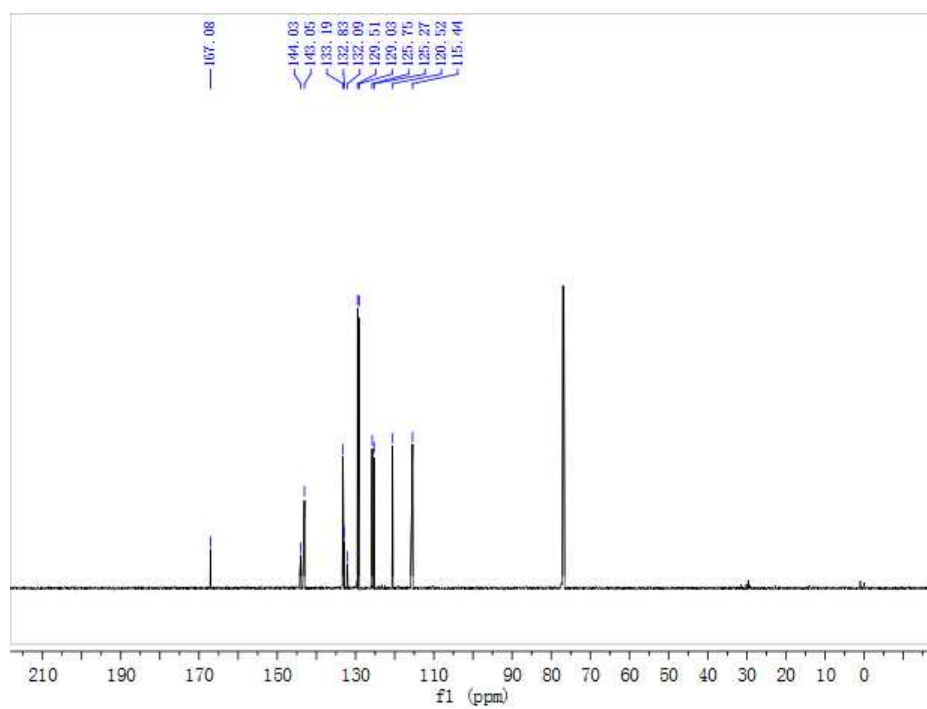
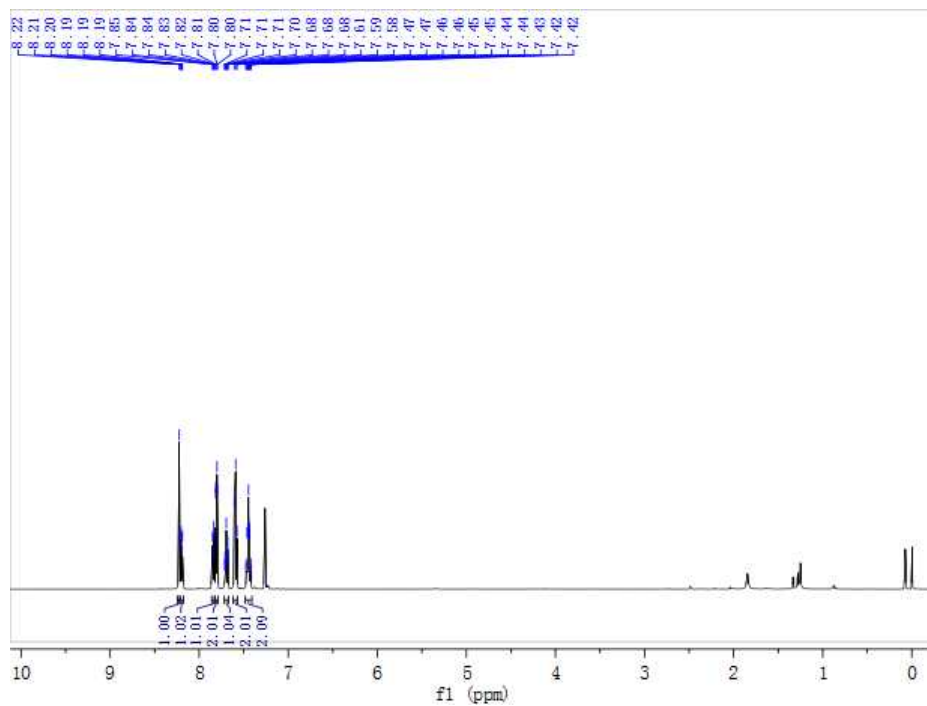
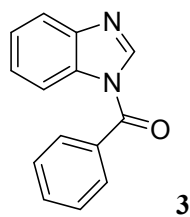
## 7. References

1. Fuwei Li et al. Direct N-acylation of azoles via a metal-free catalyzed oxidative cross-coupling strategy. *Chem Comm.* **2014**, 50, 4751-4754.
2. Jianguo Cao et al. Thiazoles as inhibitors targeting resistant and kinase mutations and their preparation and use in the treatment of angiogenic-associated or hematological disorders. US, **2006042697**, **2007-05-18**.
3. Fusco, Raffaello et al. Non conventional syntheses of heterocyclic compounds. 3. Synthesis of indazole derivatives. *J Heterocyclic Chem*, **1987**, 24, 773-8.
4. Stadlbauer, W. Product class 2: 1H- and 2H-indazoles. *Science of Synthesis*, **2002**, 12, 227-324.
5. Yu, Lin et al. Metal-free cross-dehydrogenative coupling of benzimidazoles with aldehydes to N-acylbenzimidazoles. *Tetrahedron*, **2014**, 70, 5391-5397.
6. Staab, Heinz A.; Lauer, Dieter. Stable rotational isomers of carboxylic acid amides. *Chemische Berichte*. **1968**, 101, 864-78.
7. Vasanti, Suvarna; Suman, Mahajan; Priyanka, Haksar. Comparative study of conventional and microwave assisted synthesis of N-acyl heterocycles. *Journal of Pharmacy Research* **2009**, 2, 455-457.

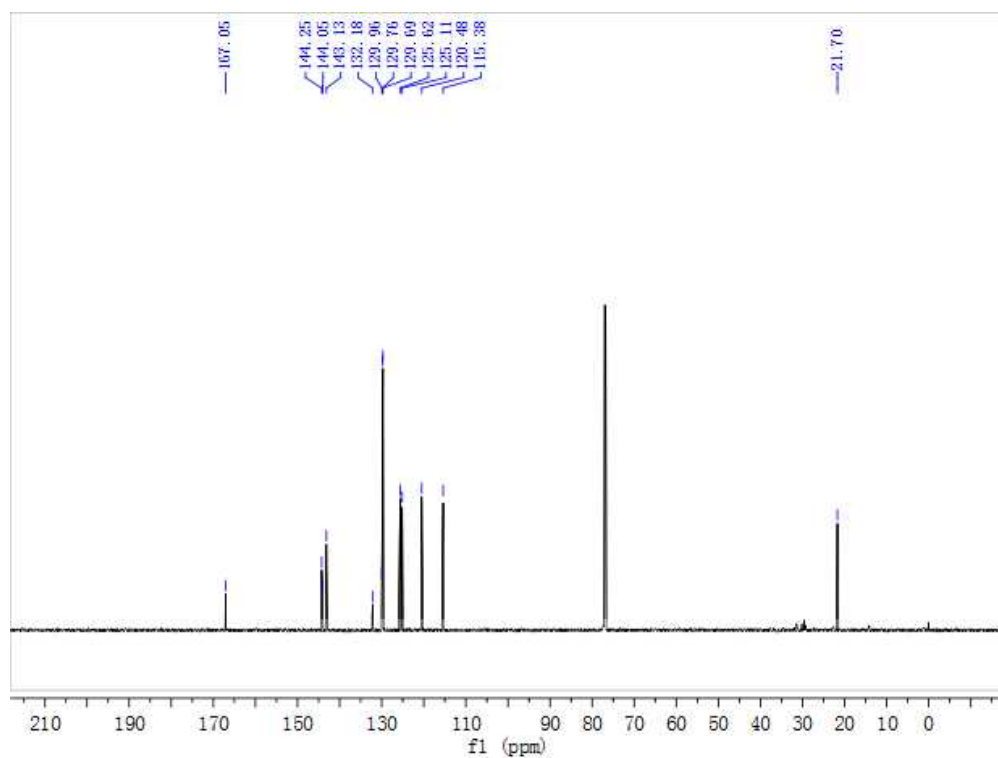
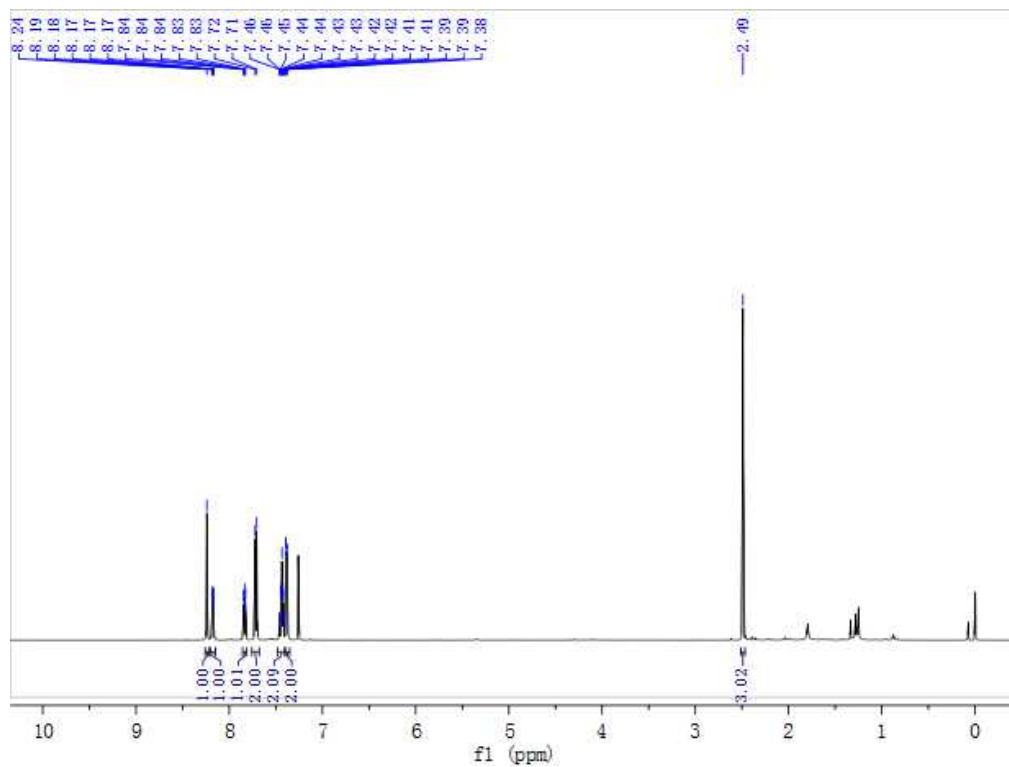
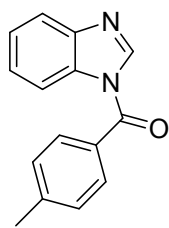
8. Jois, Yajnanarayana H. R.; Gibson, Harry W. Attempted Polymerization of Benzimidazole via Reissert Reactions. *Macromolecules* **1994**, *27*, 2912-16.
9. Hevener, Kirk E.; Mehboob, Shahila; Su, Pin-Chih; Truong, Kent; Boci, Teuta; Deng, Jiangping; Ghassemi, Mahmood; Cook, James L.; Johnson, Michael E. Discovery of a Novel and Potent Class of *F. tularensis* Enoyl-Reductase (FabI) Inhibitors by Molecular Shape and Electrostatic Matching. *J Med Chem* **2012**, *55*, 268-279.
10. Vaidya, Sanjay Dashrath et al. Synthesis, anti-bacterial, anti-asthmatic and anti-diabetic activities of novel N-substituted-2-(benzo[d]isoxazol-3-ylmethyl)-1H-benzimidazoles. *J Heterocyclic Chem*, **2007**, *44*, 685-691.

## 8. NMR Spectra

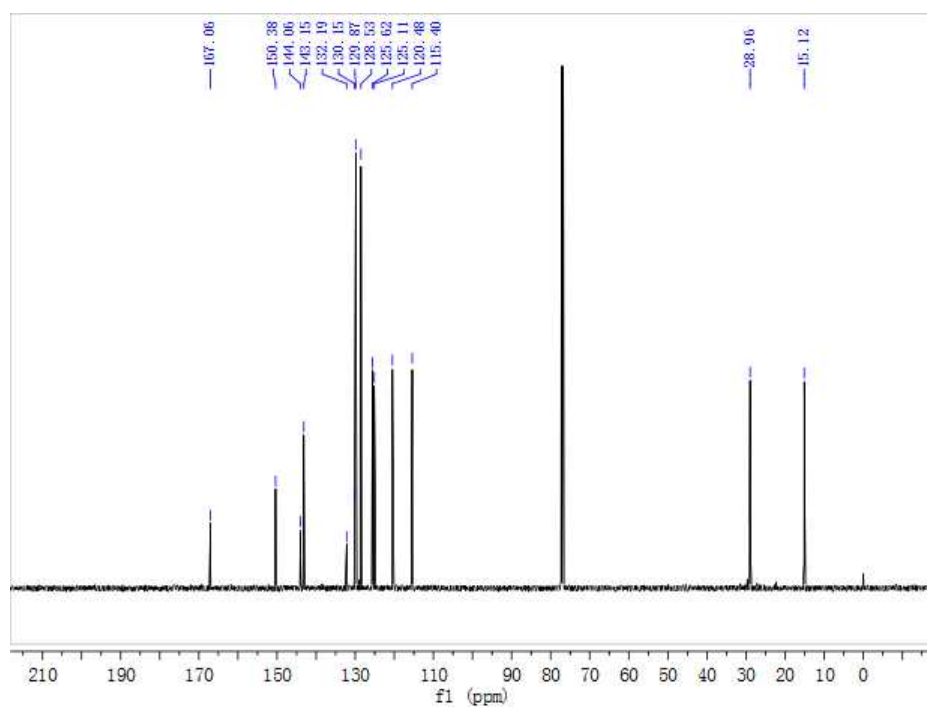
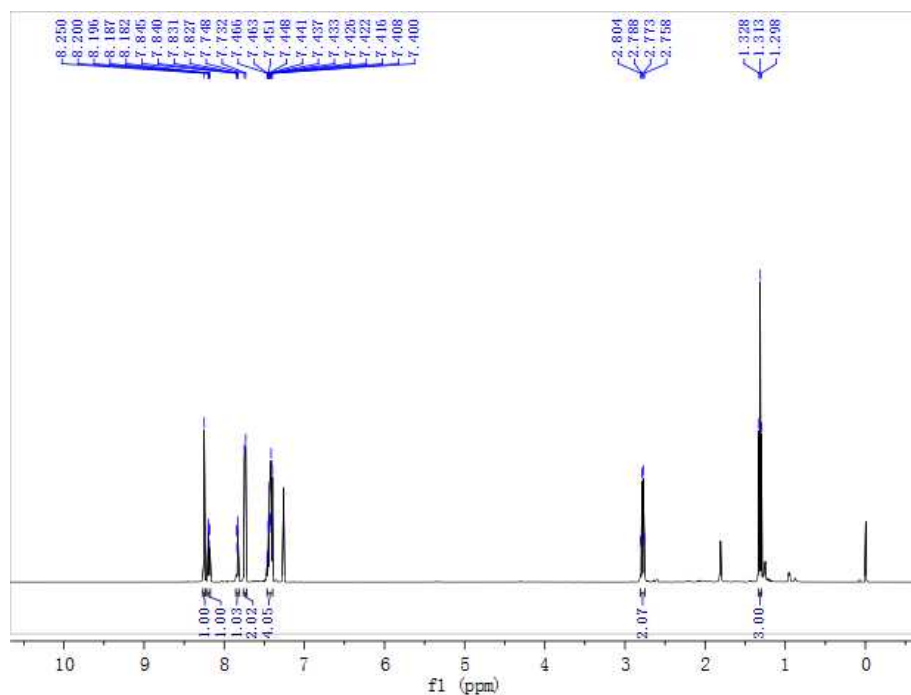
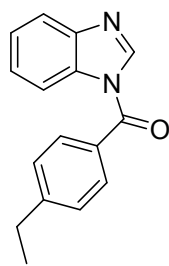
(1H-benzo[d]imidazol-1-yl)(phenyl)methanone (CAS: 62573-86-8) <sup>1</sup>



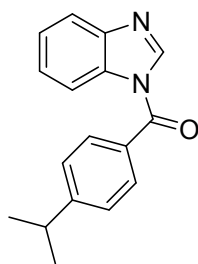
(1H-benzo[d]imidazol-1-yl)(p-tolyl)methanone (CAS: 28997-00-4) <sup>7</sup>



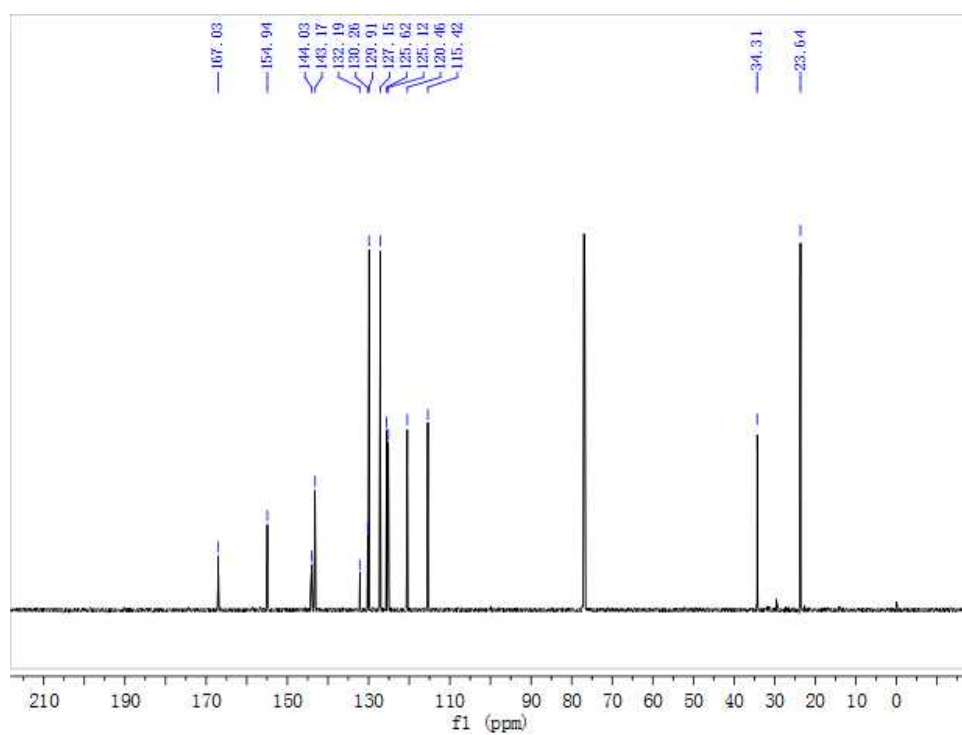
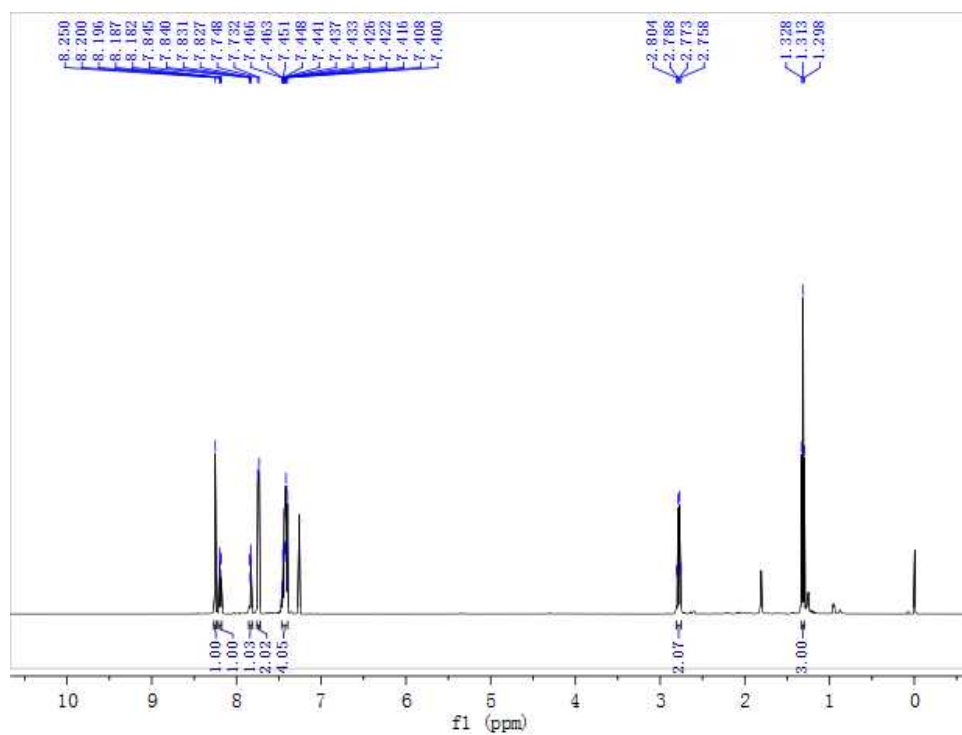
(1H-benzo[d]imidazol-1-yl)(4-ethylphenyl)methanone ( new compound )



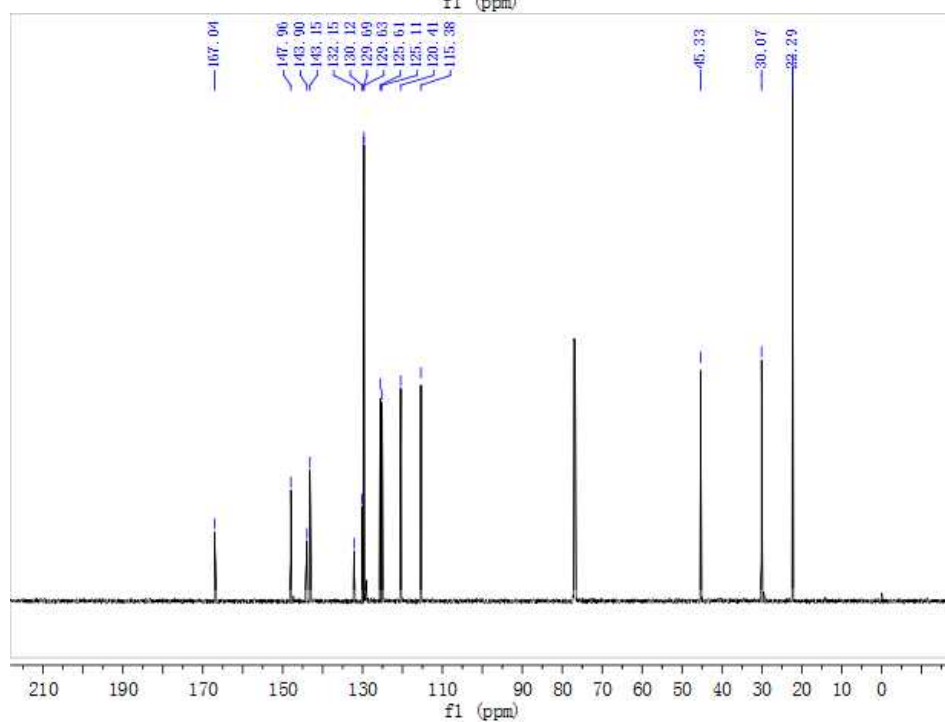
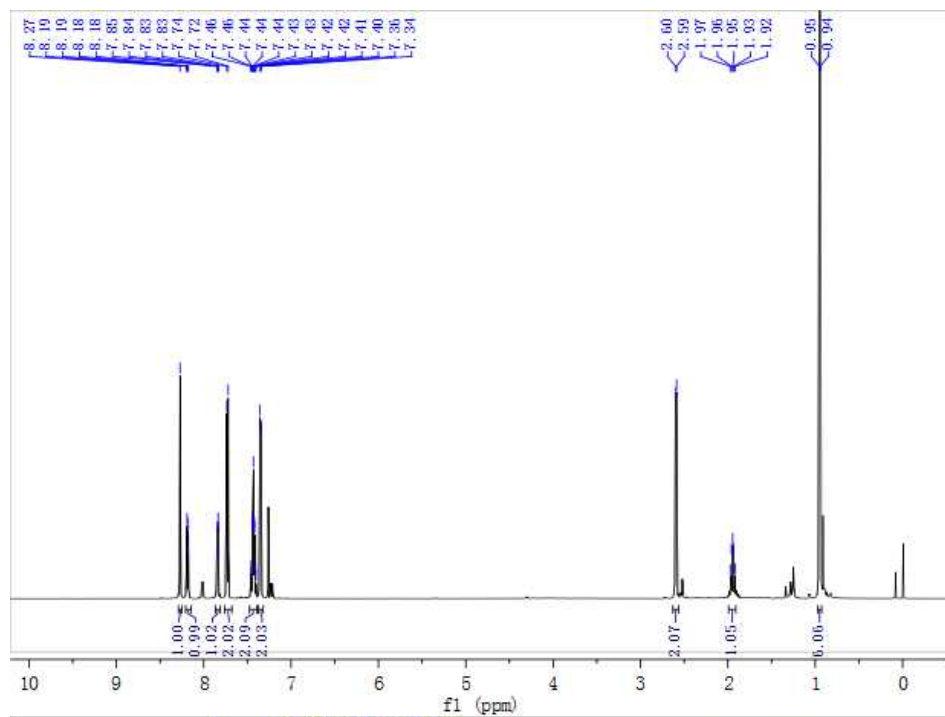
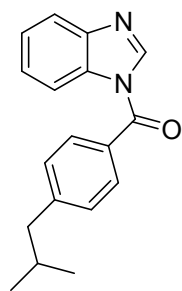
(1H-benzo[d]imidazol-1-yl)(4-isopropylphenyl)methanone (CAS: 901440-49-1) <sup>10</sup>



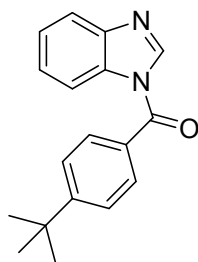
6



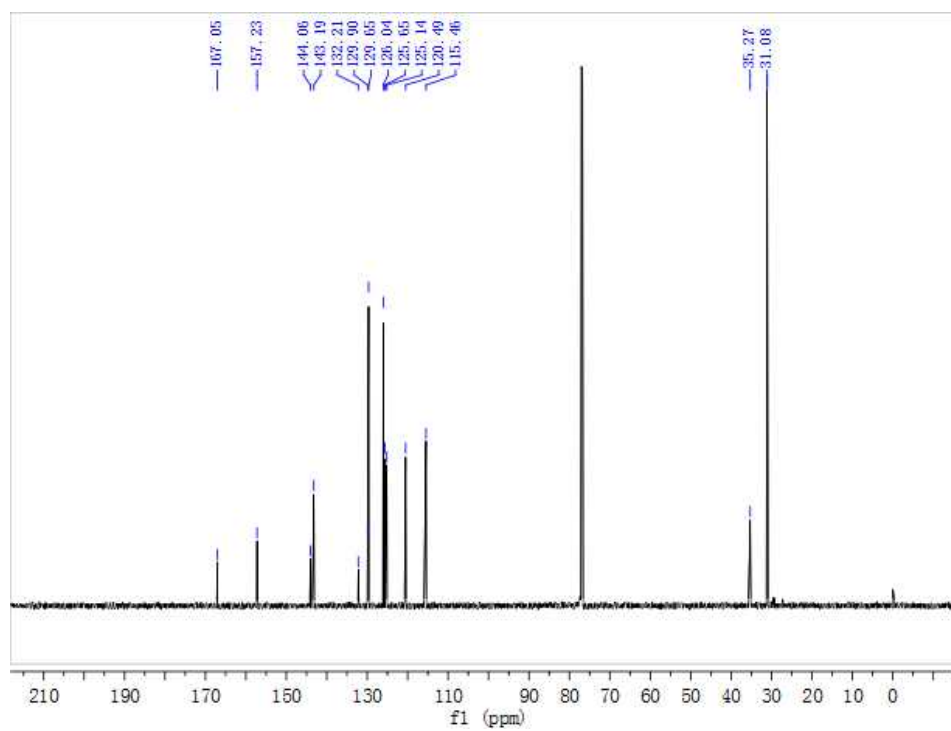
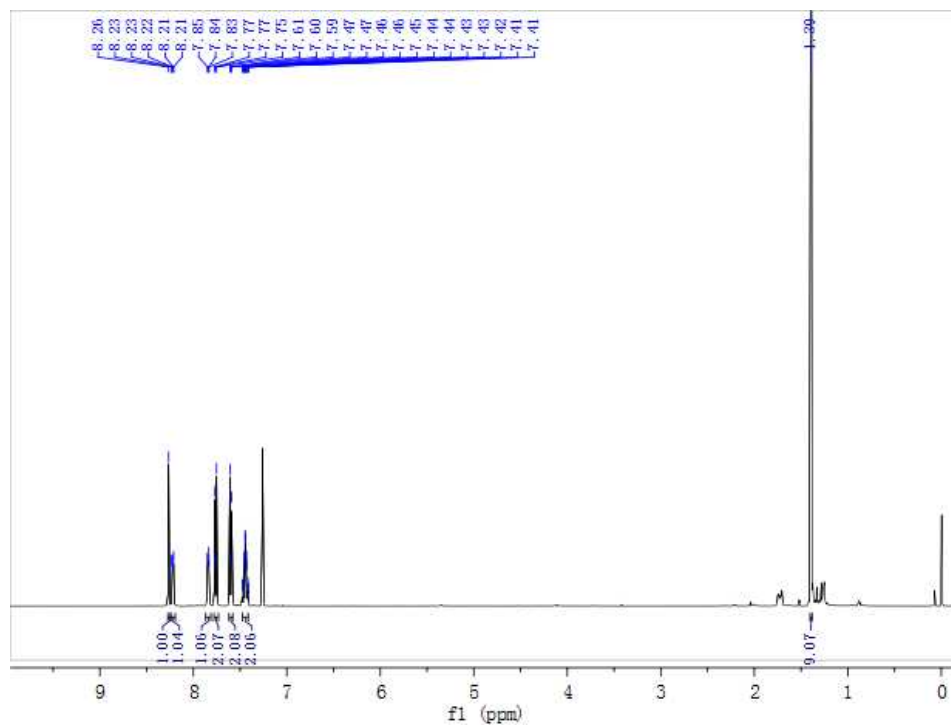
(1H-benzo[d]imidazol-1-yl)(4-isobutylphenyl)methanone ( new compound )



(1H-benzo[d]imidazol-1-yl)(4-(tert-butyl)phenyl)methanone (CAS: 20208-57-5) <sup>6</sup>

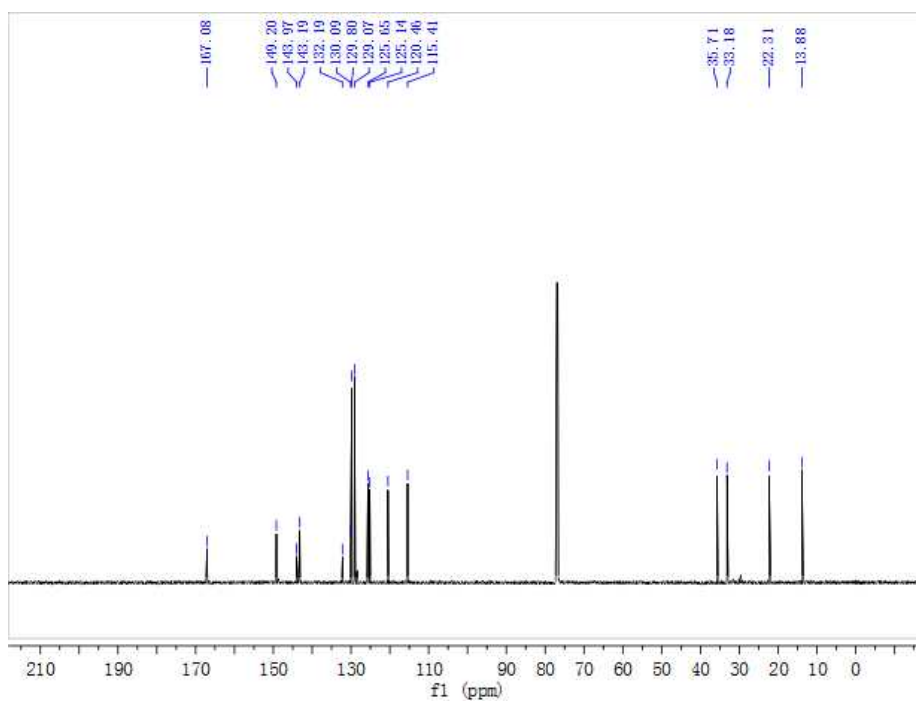
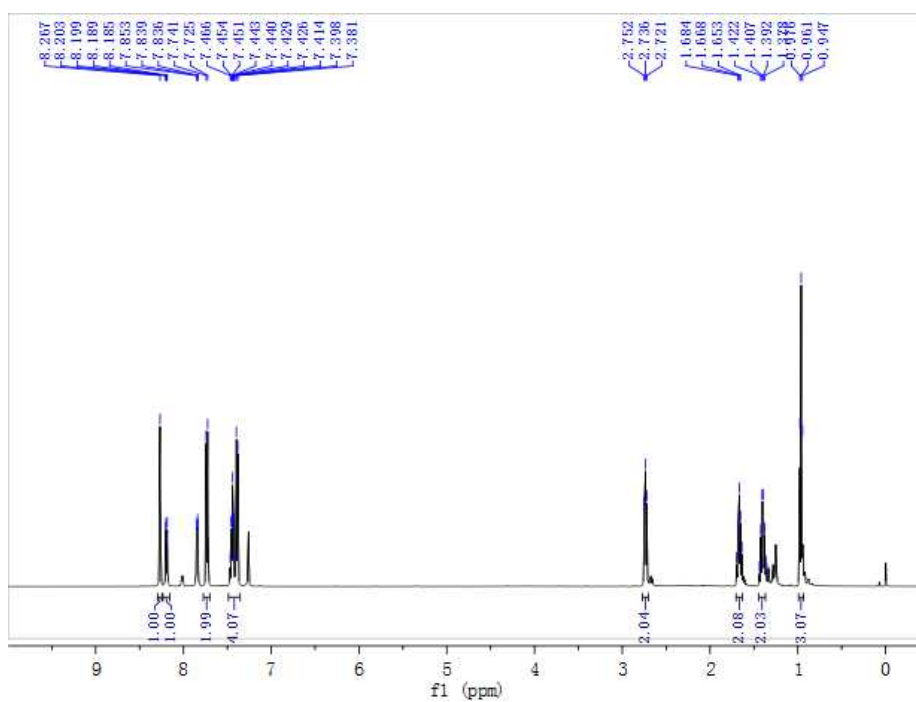
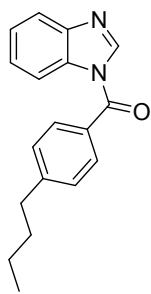


8

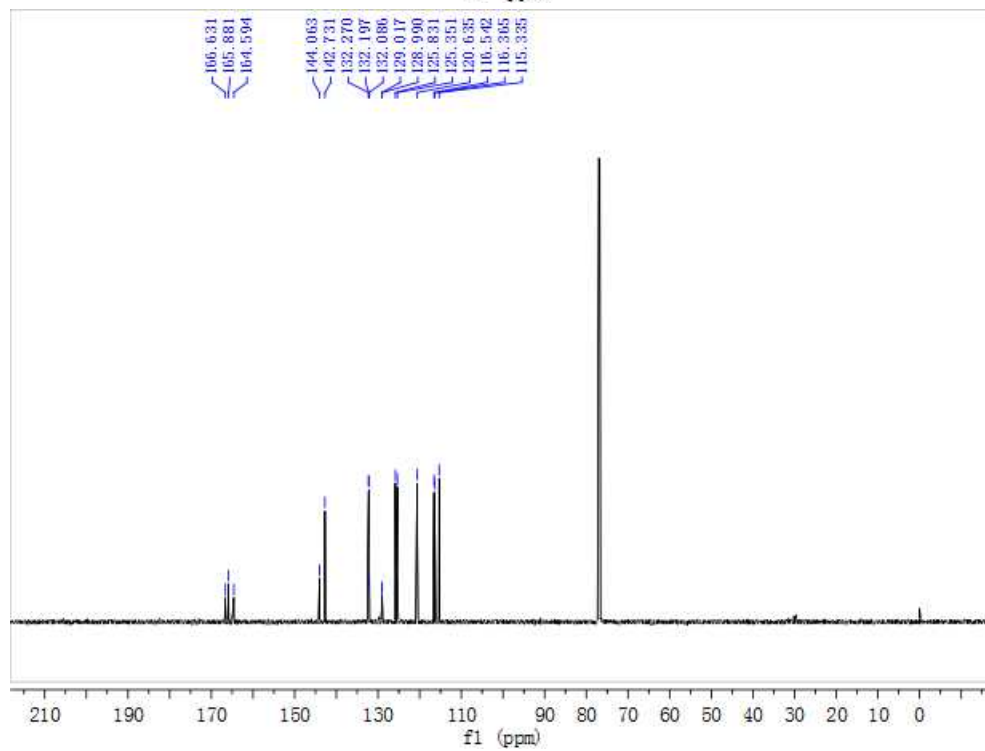
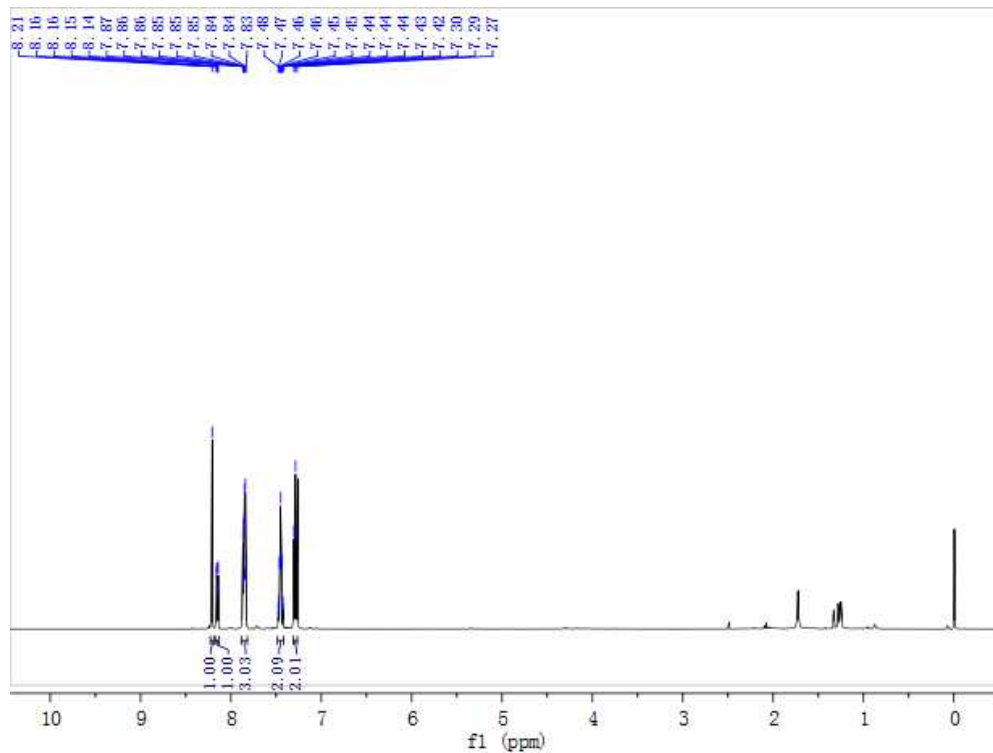
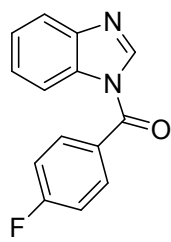




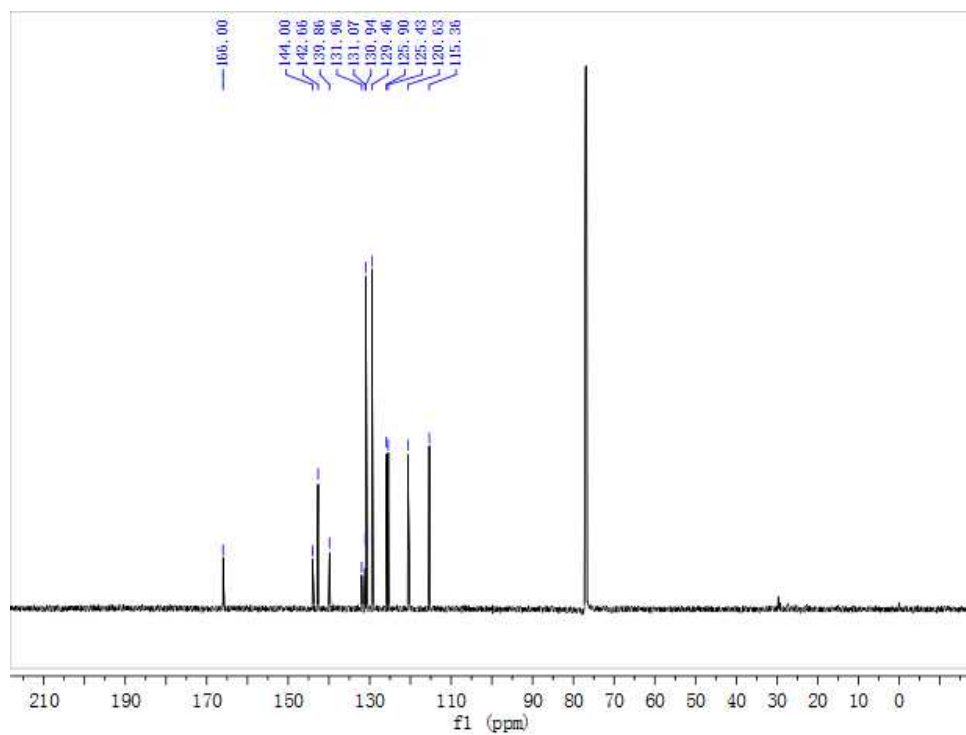
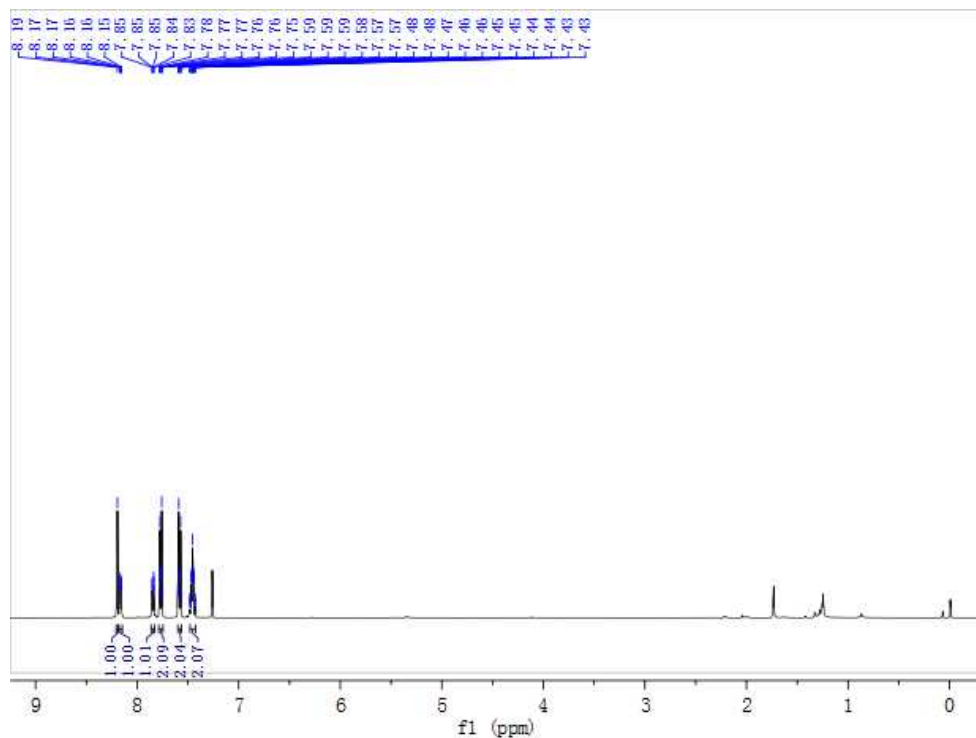
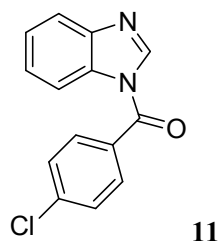
(1H-benzo[d]imidazol-1-yl)(4-butylphenyl)methanone ( new compound )



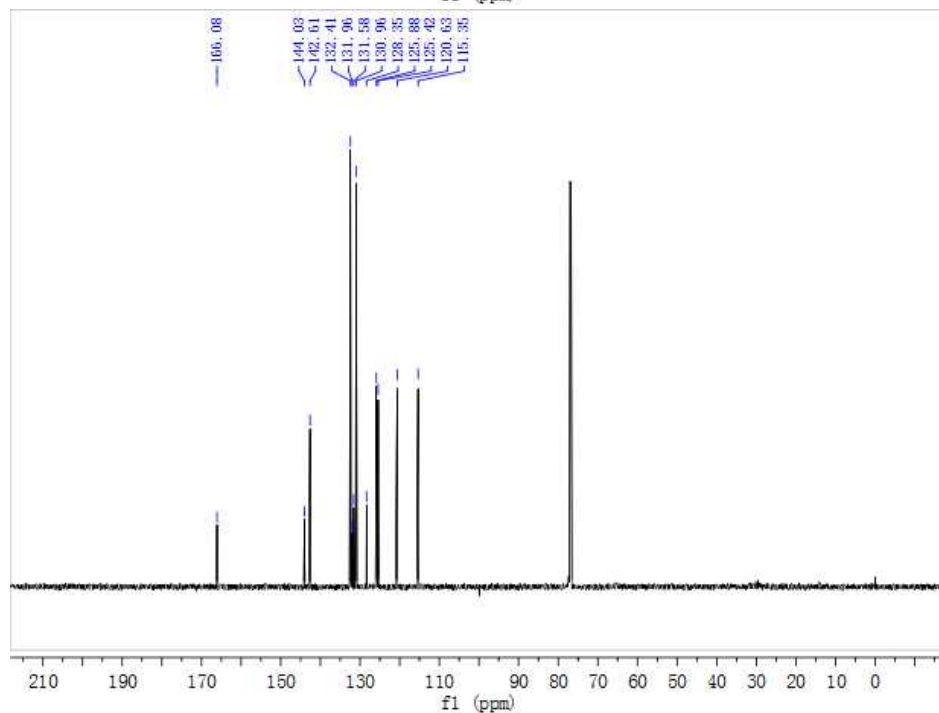
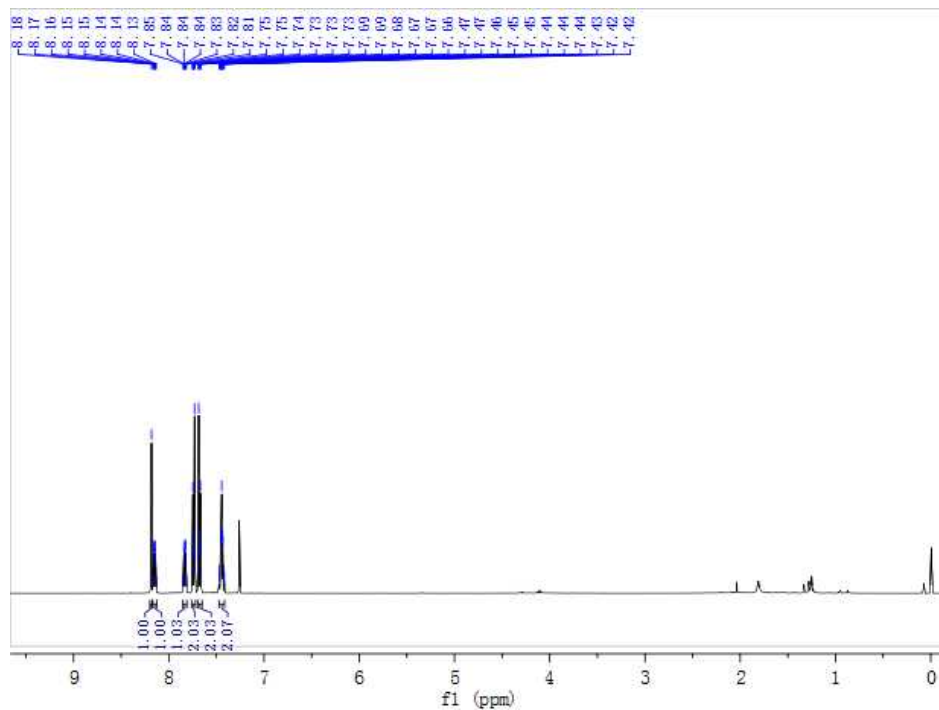
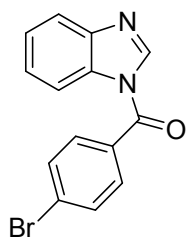
(1H-benzo[d]imidazol-1-yl)(4-fluorophenyl)methanone (CAS: 154786-24-0) <sup>8</sup>



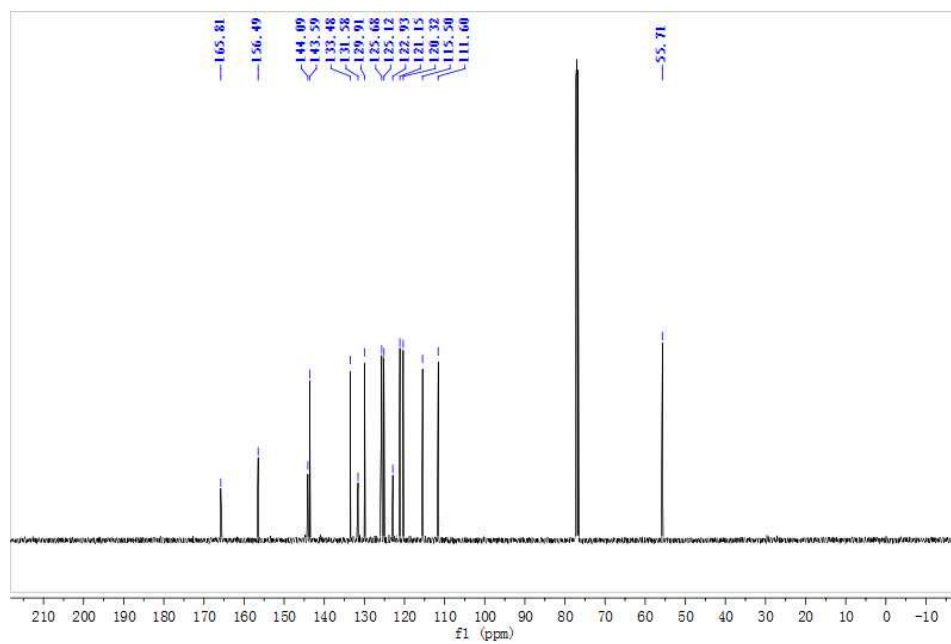
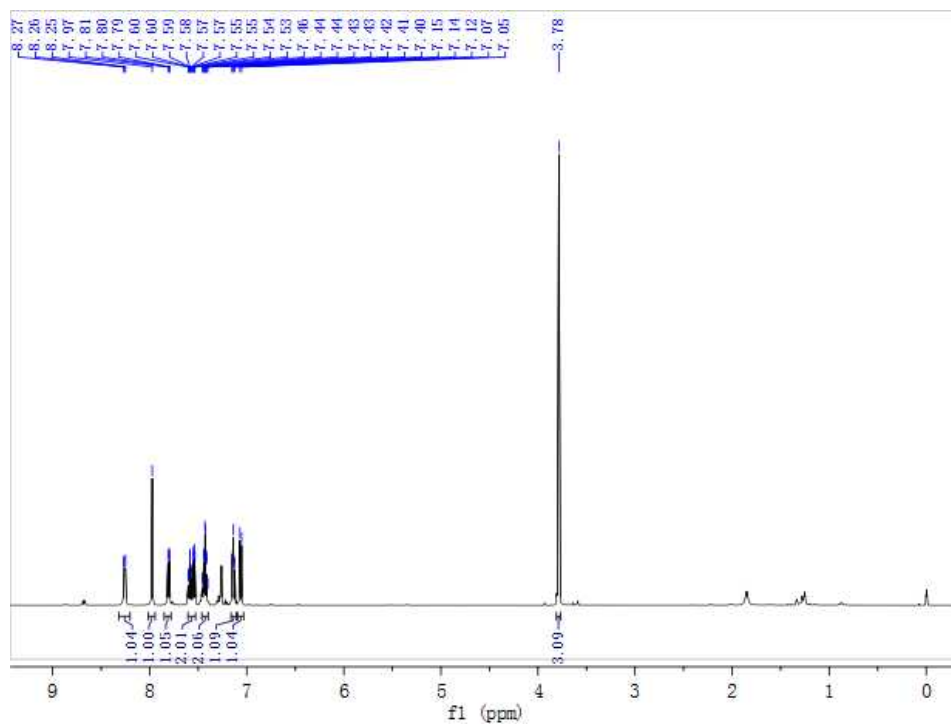
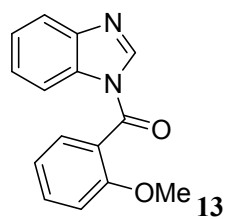
(1H-benzo[d]imidazol-1-yl)(4-chlorophenyl)methanone (CAS: 71589-37-2) <sup>9</sup>



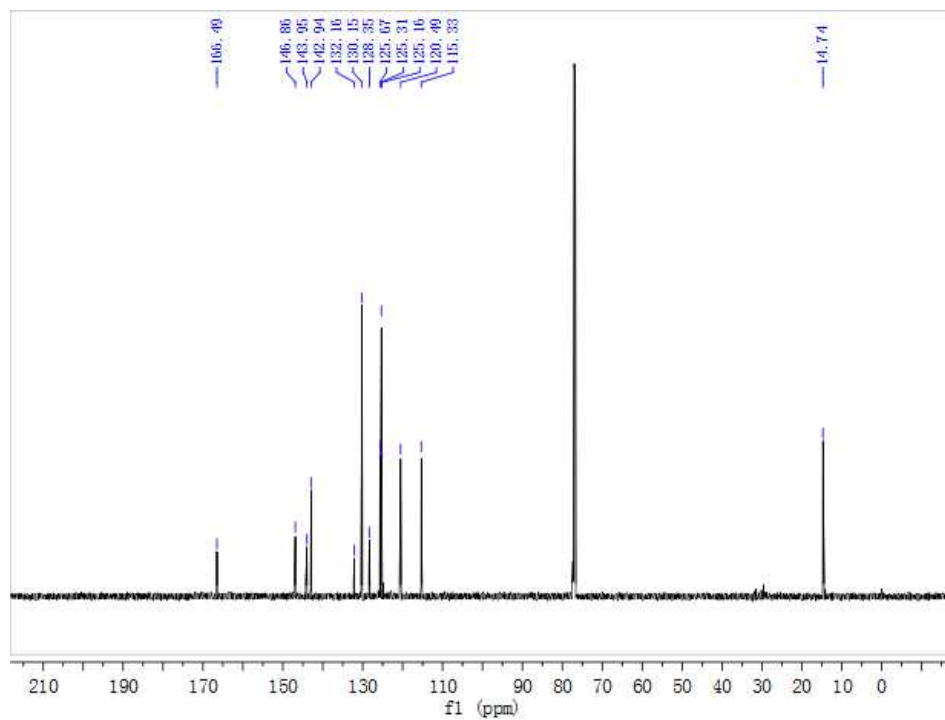
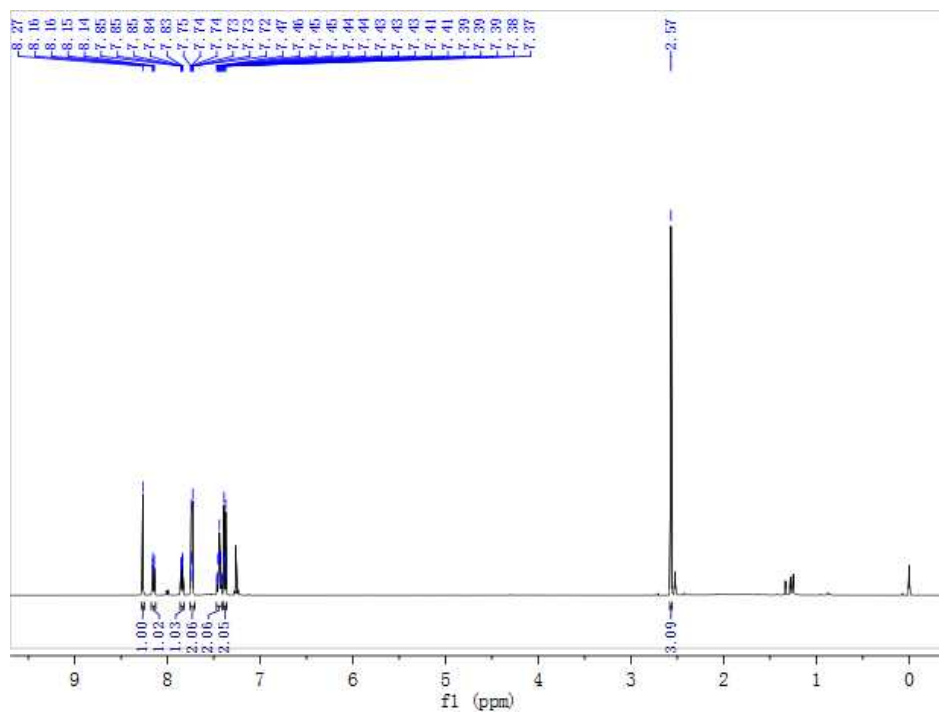
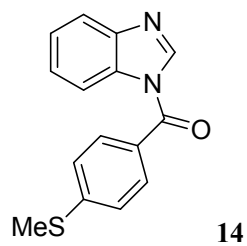
(1H-benzo[d]imidazol-1-yl)(4-bromophenyl)methanone (CAS: 304668-33-5) <sup>1</sup>



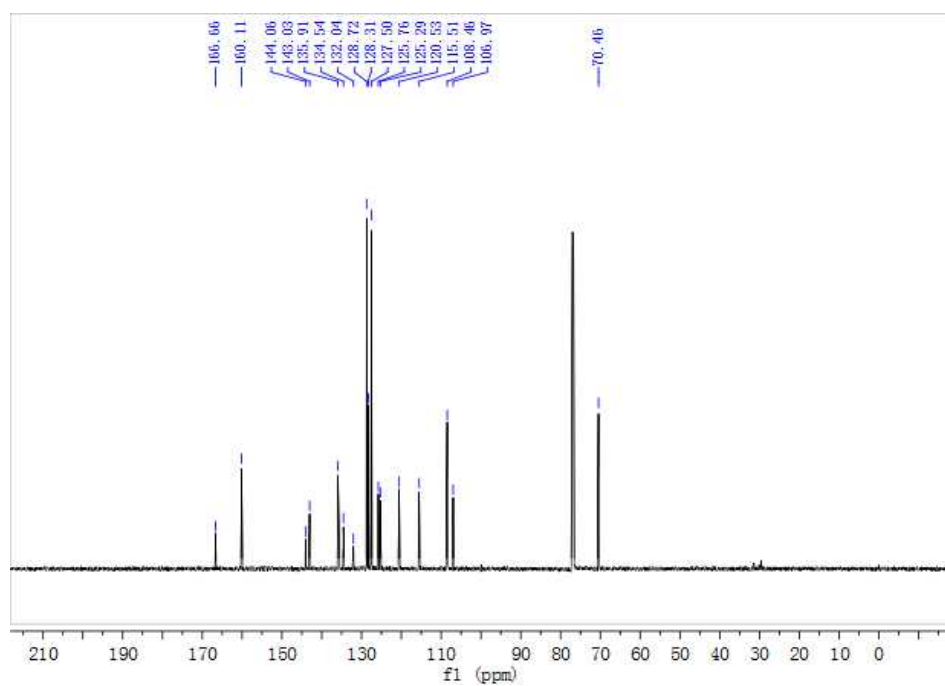
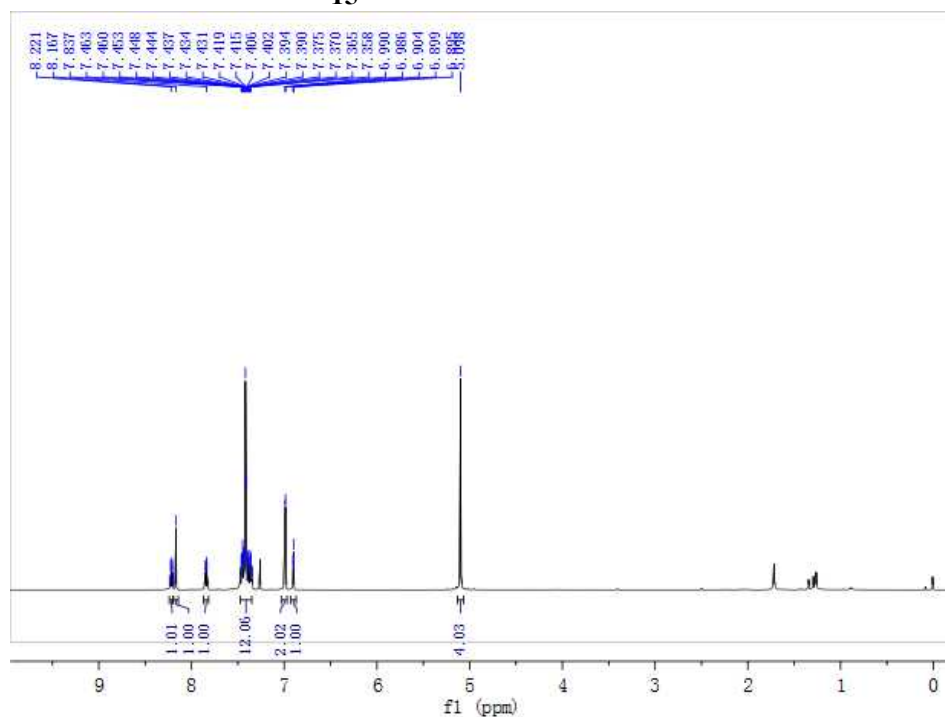
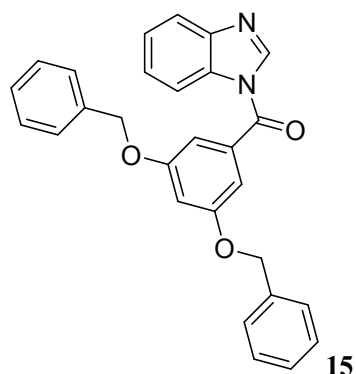
(1H-benzo[d]imidazol-1-yl)(2-methoxyphenyl)methanone (CAS: 816441-32-4) <sup>1</sup>



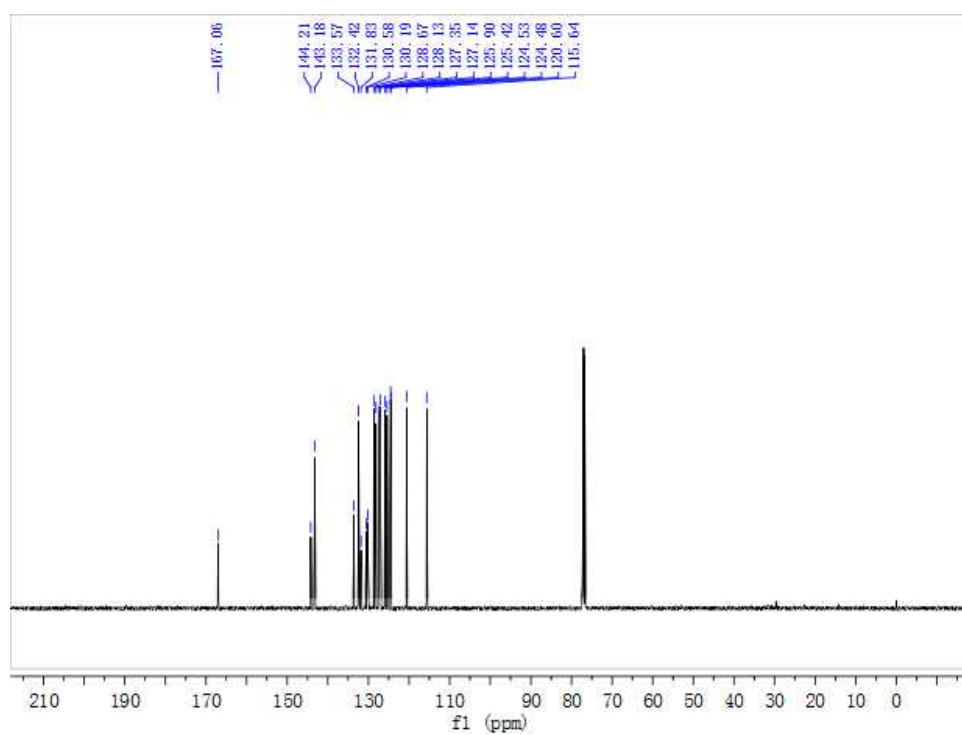
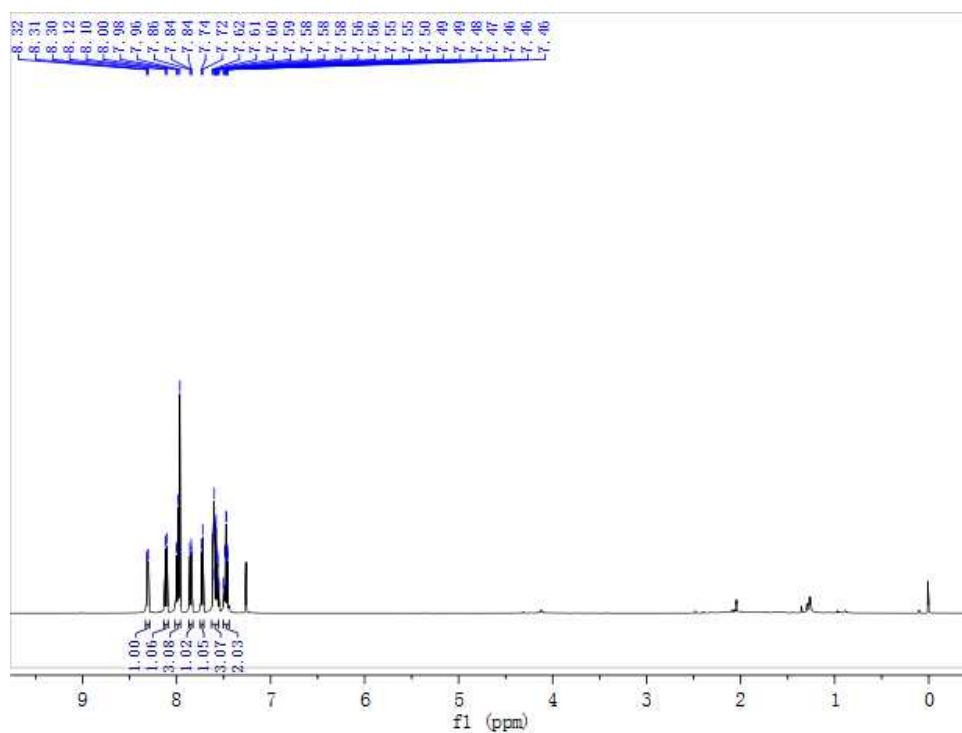
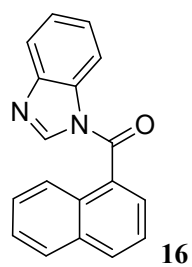
(1H-benzo[d]imidazol-1-yl)(4-(methylthio)phenyl)methanone ( new compound )



(1H-benzo[d]imidazol-1-yl)(3,5-bis(benzyloxy)phenyl)methanone ( new compound )

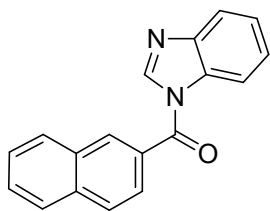


(1H-benzo[d]imidazol-1-yl)(naphthalen-1-yl)methanone (CAS: 26670-22-4) <sup>1</sup>

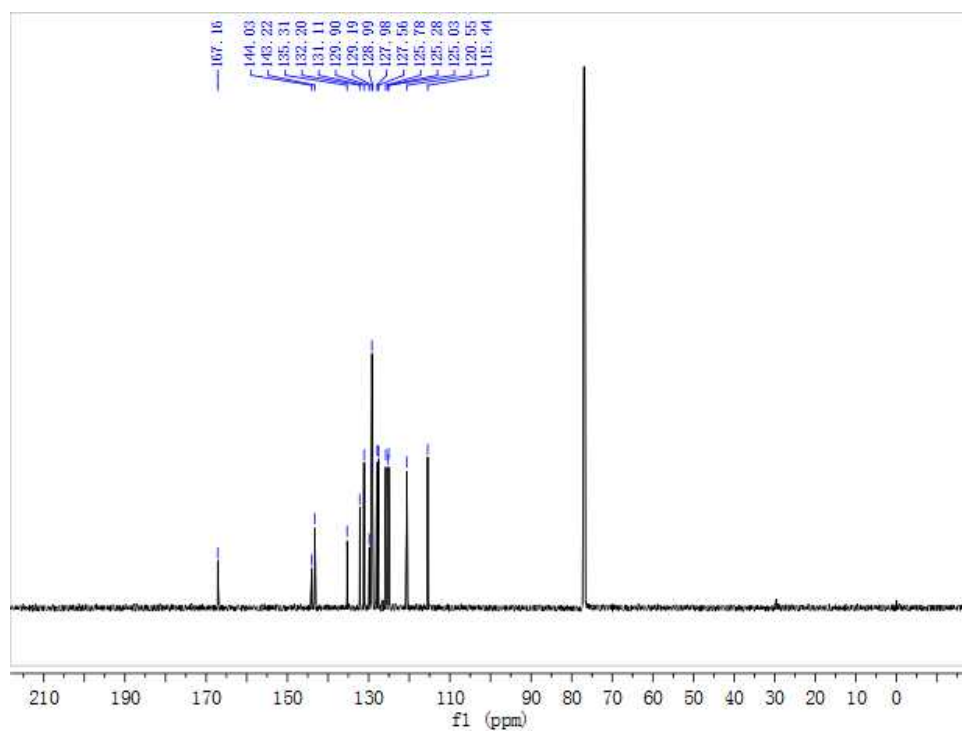
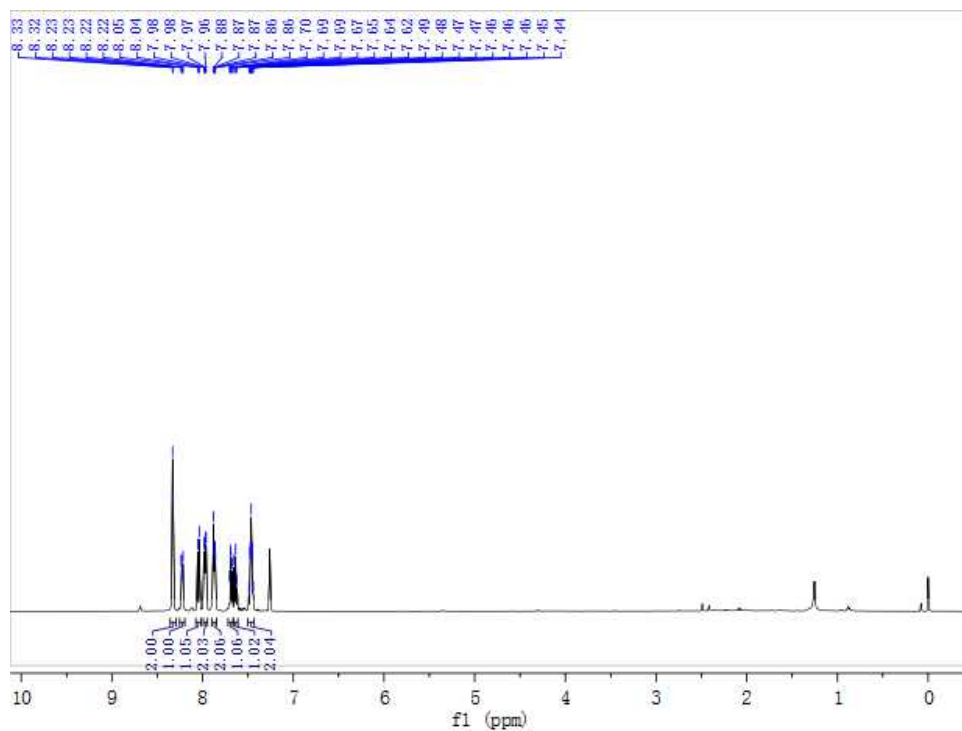




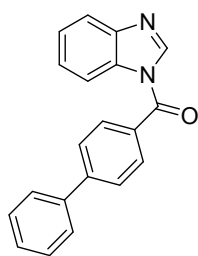
(1H-benzo[d]imidazol-1-yl)(naphthalen-2-yl)methanone ( new compound )



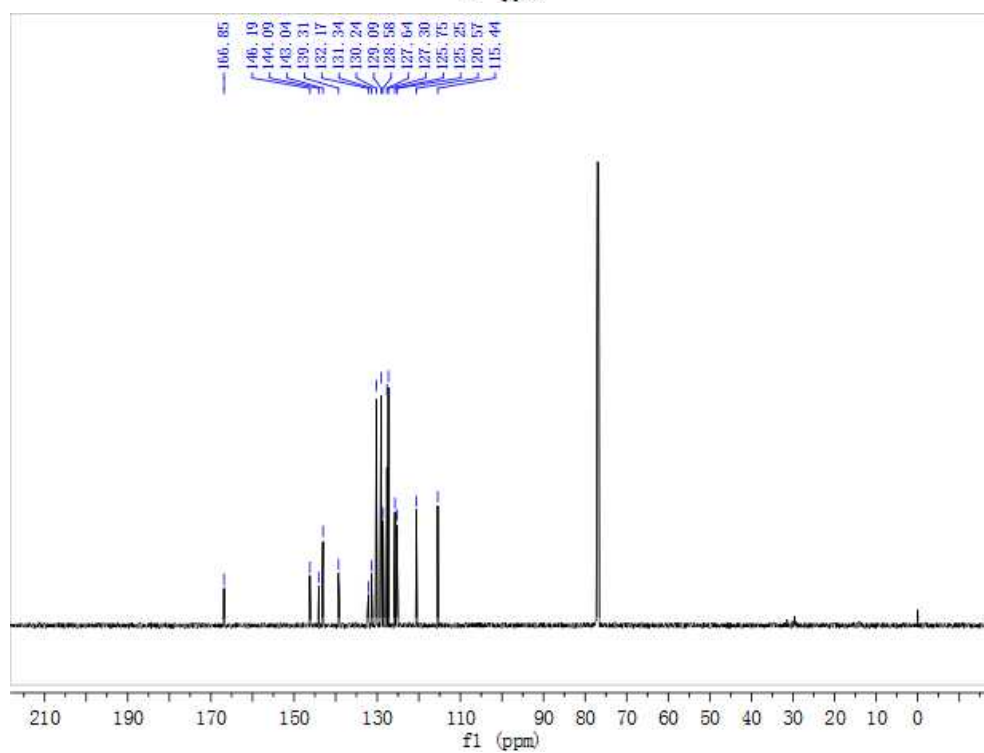
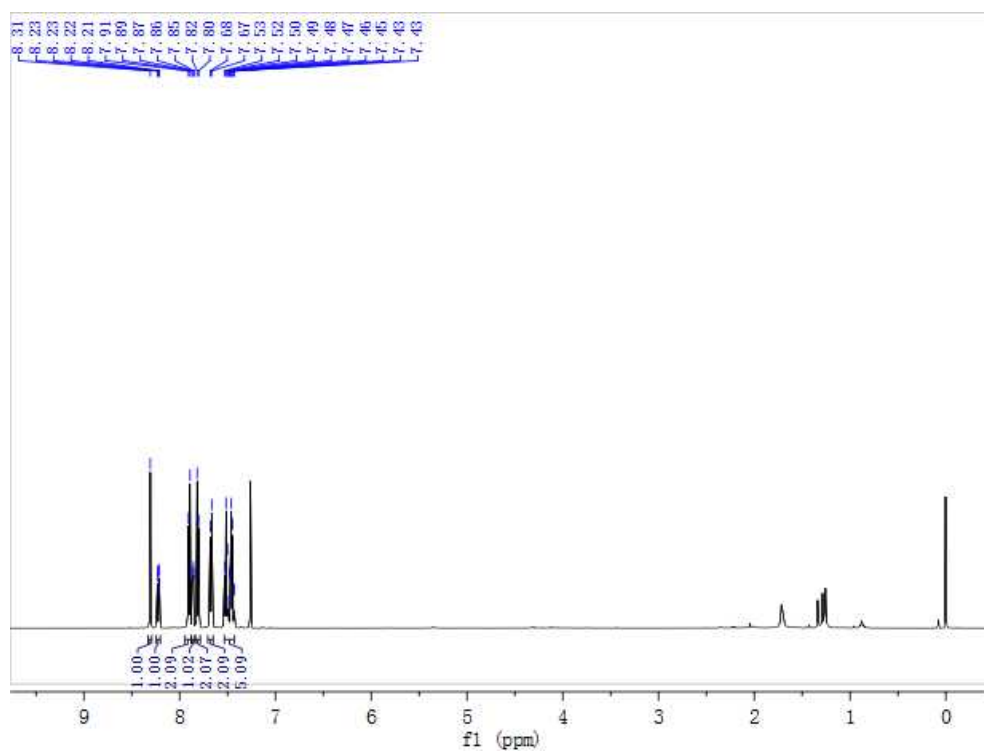
17



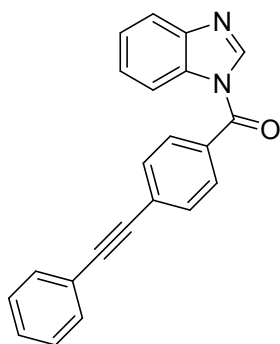
[1,1'-biphenyl]-4-yl(1H-benzo[d]imidazol-1-yl)methanone (CAS: 349407-41-6) <sup>11</sup>



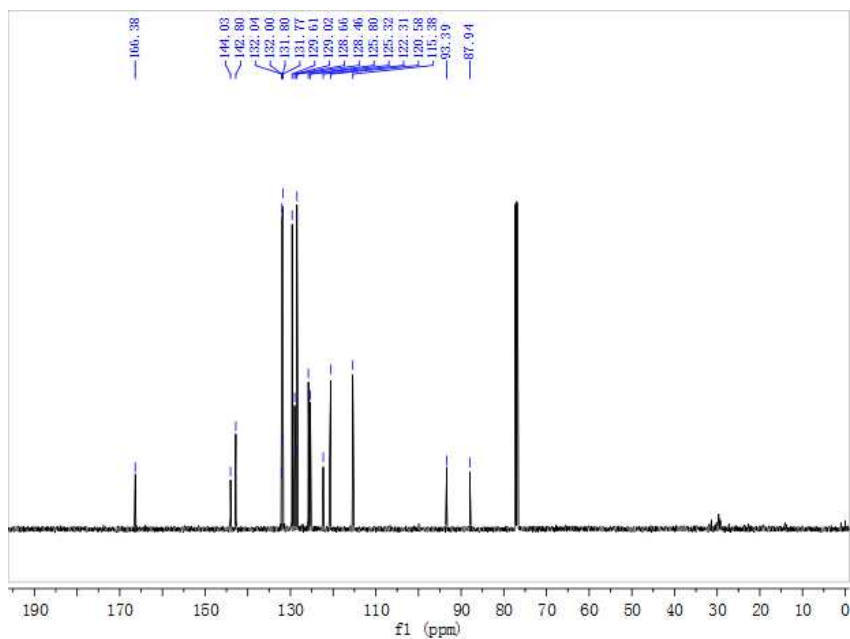
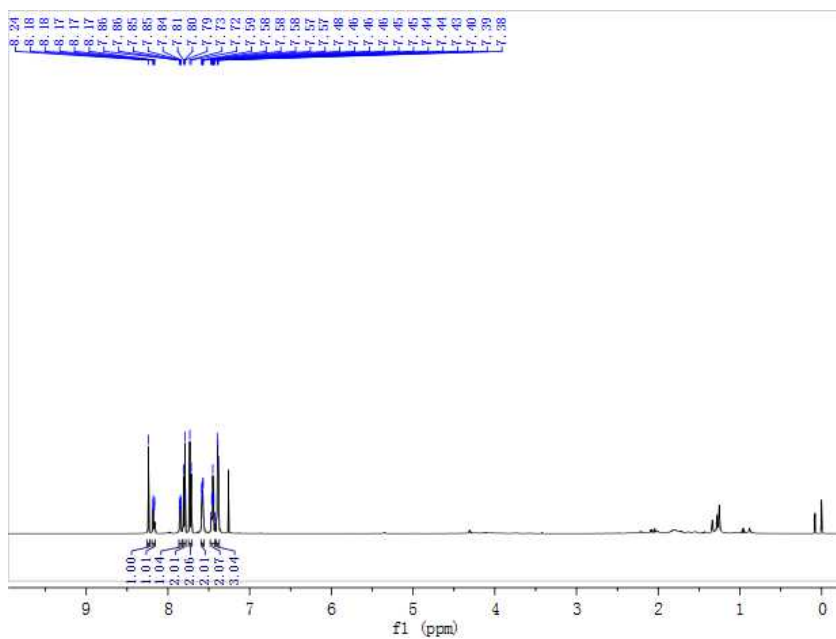
18



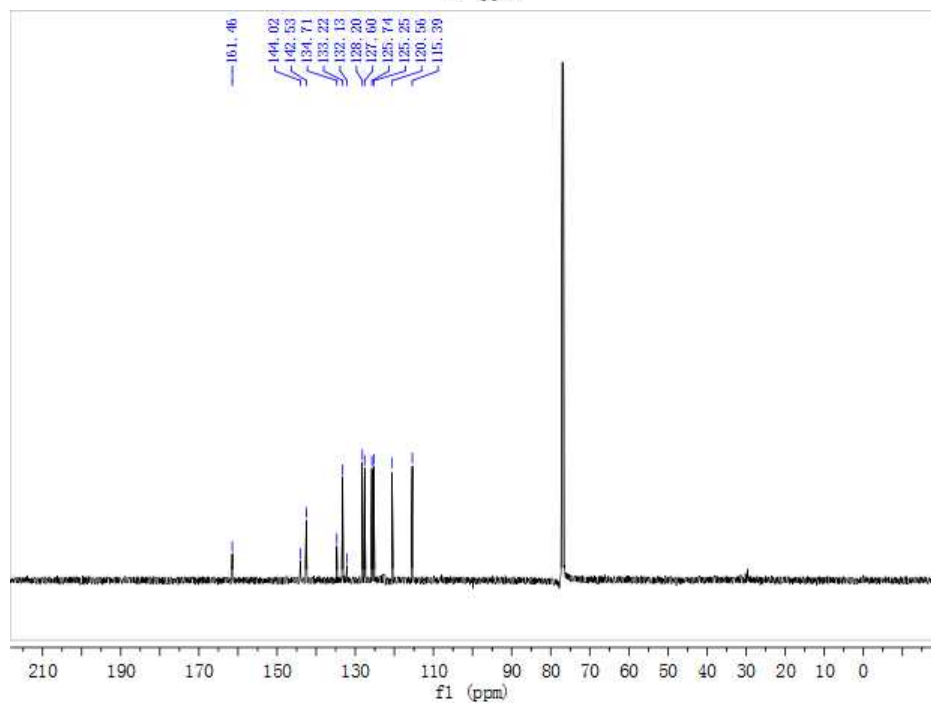
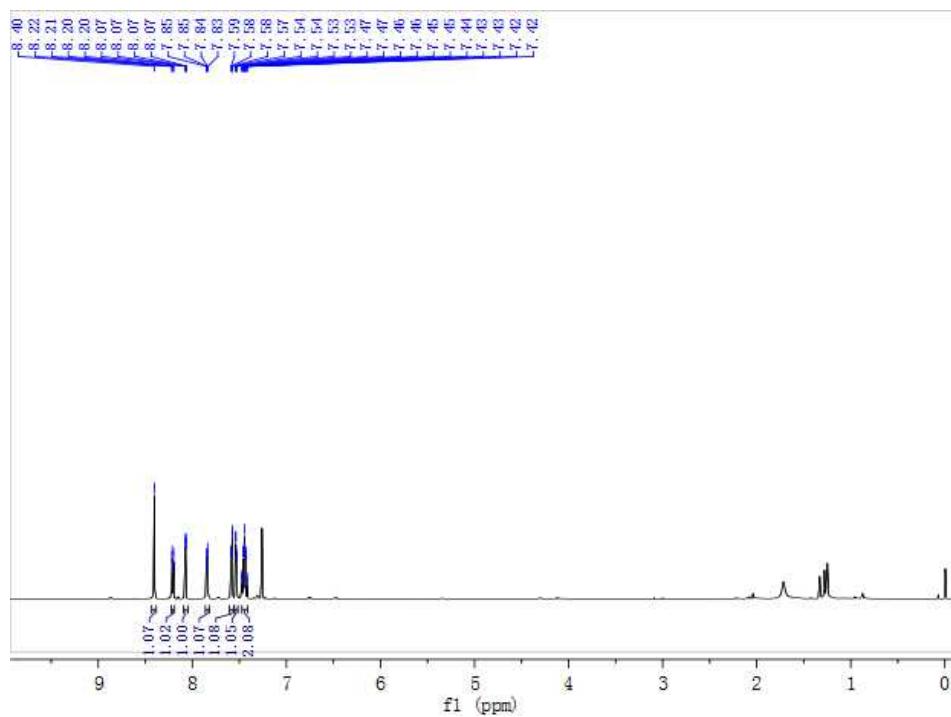
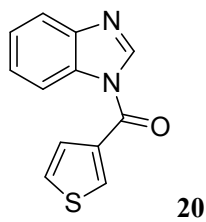
(1H-benzo[d]imidazol-1-yl)(4-(phenylethynyl)phenyl)methanone ( new compound )



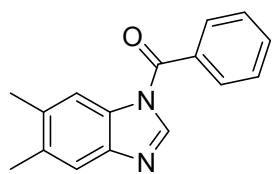
19



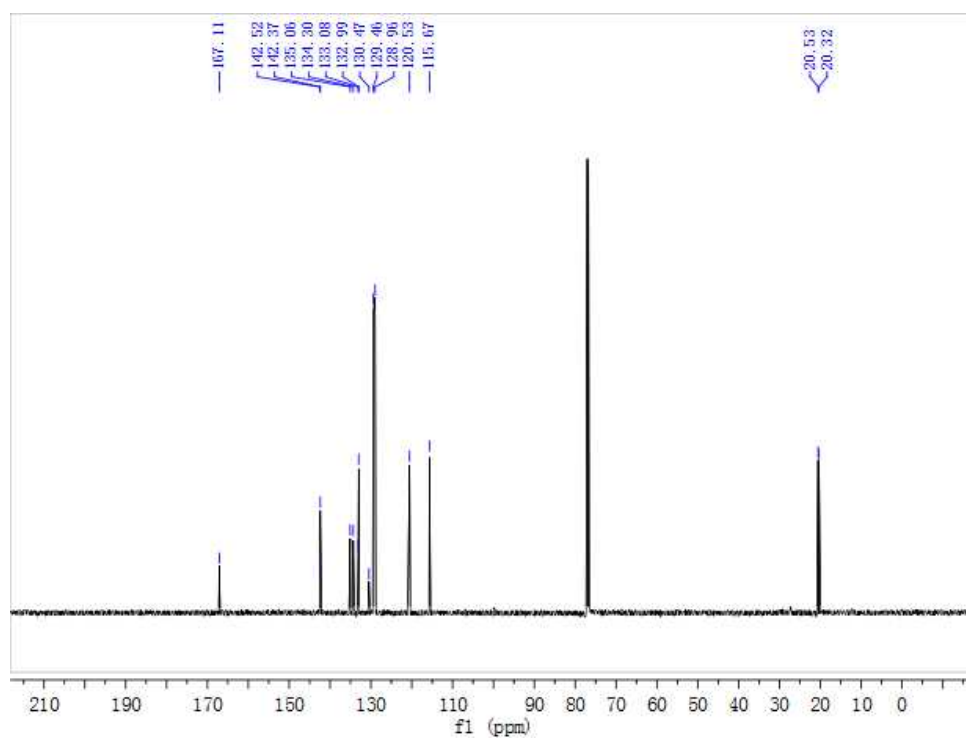
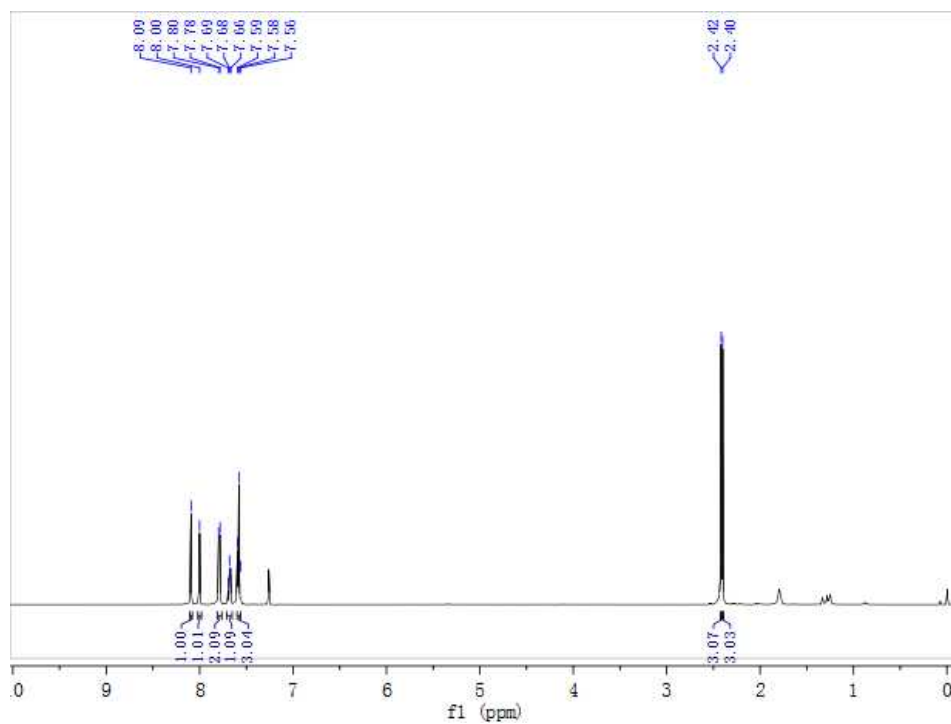
(1H-benzo[d]imidazol-1-yl)(thiophen-3-yl)methanone ( new compound )



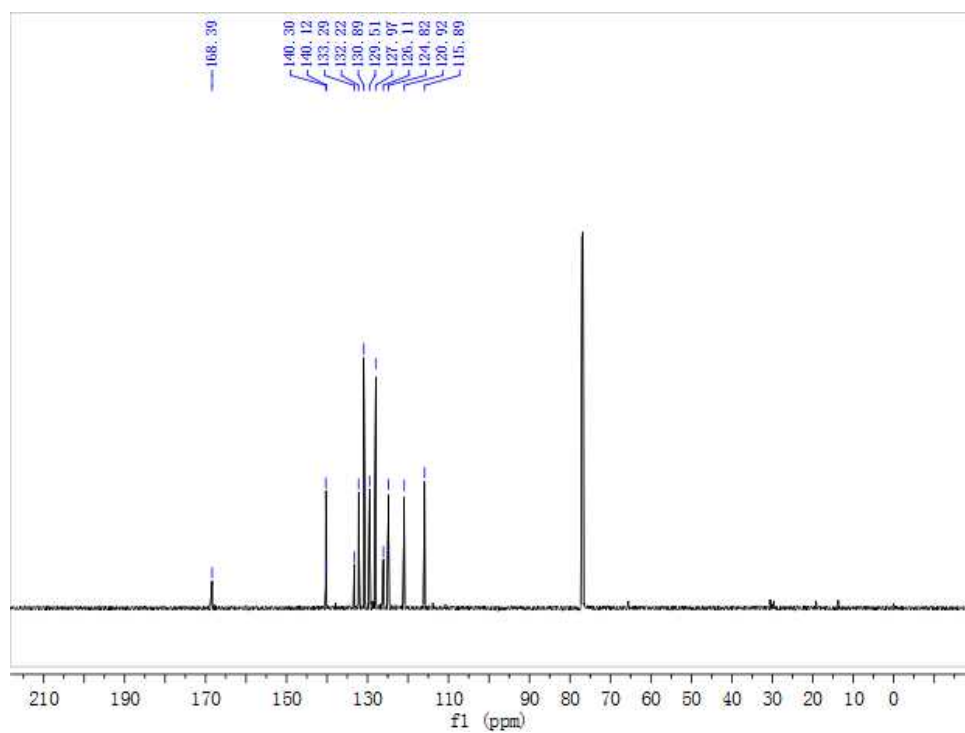
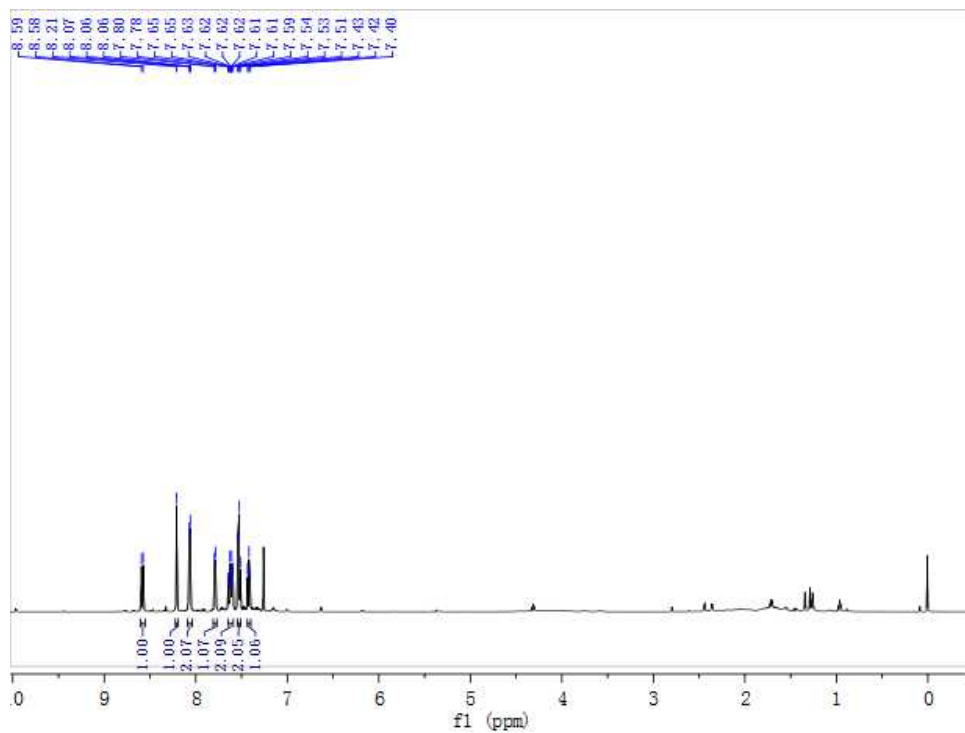
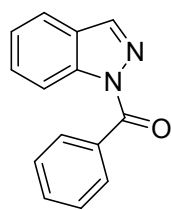
(5,6-dimethyl-1H-benzo[d]imidazol-1-yl)(phenyl)methanone (CAS: 16109-46-9) <sup>5</sup>



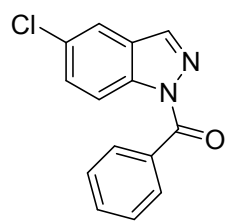
21



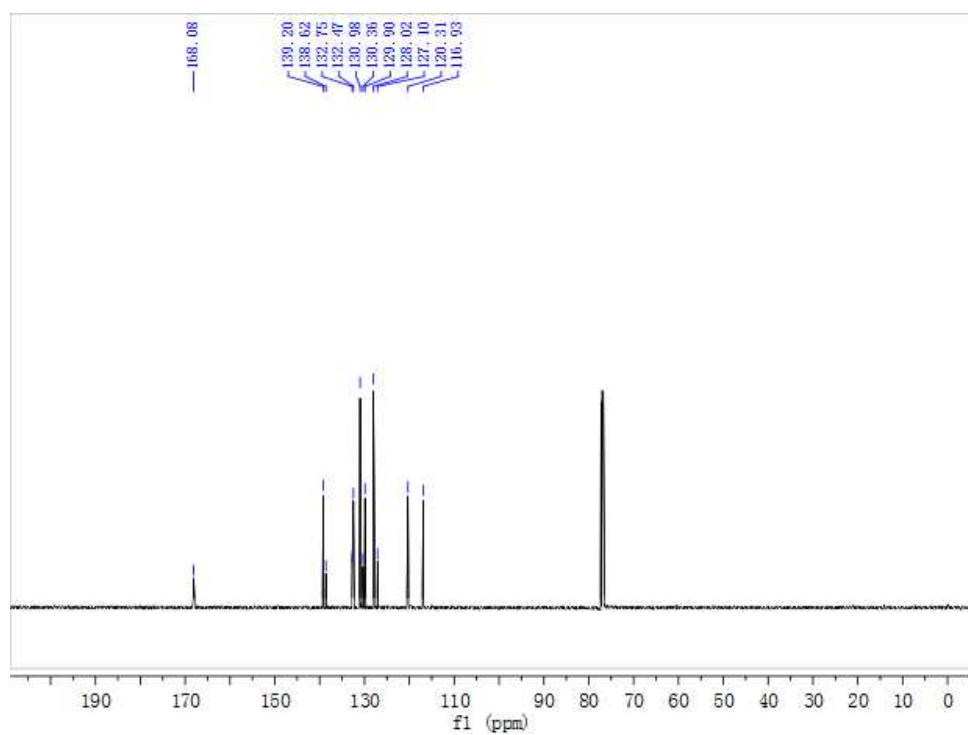
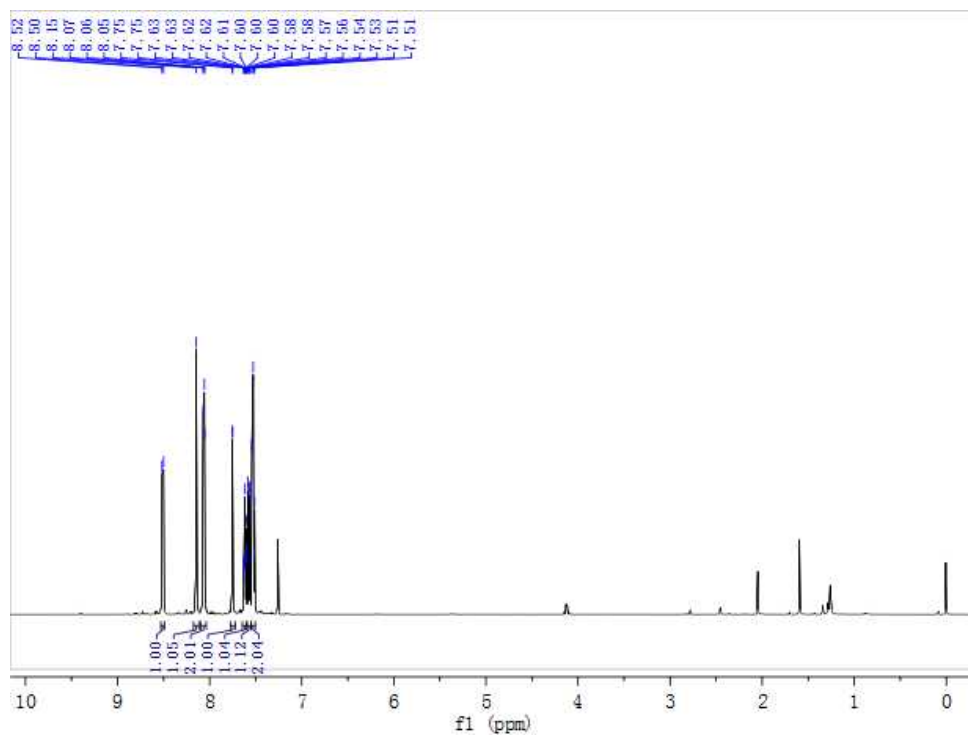
(1H-indazol-1-yl)(phenyl)methanone (CAS: 23301-00-0) <sup>3</sup>



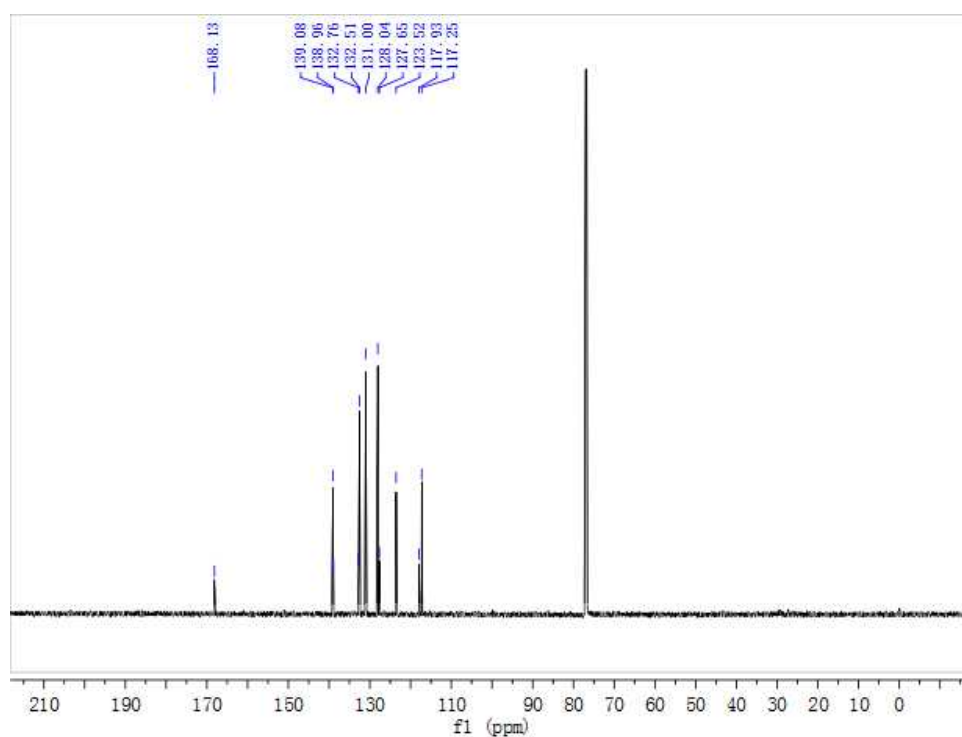
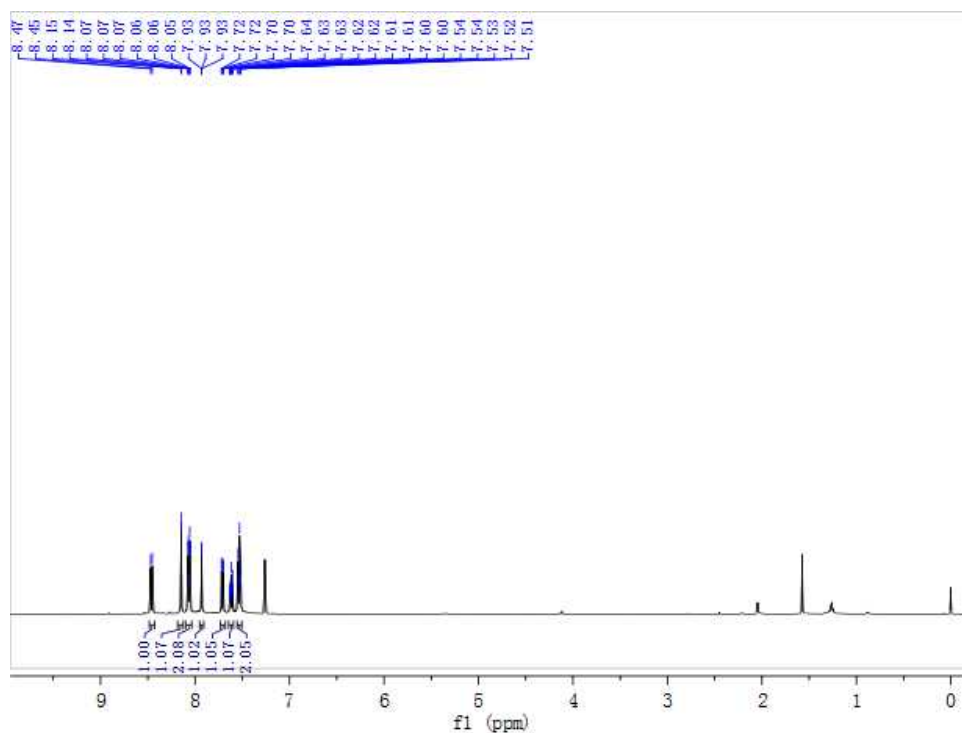
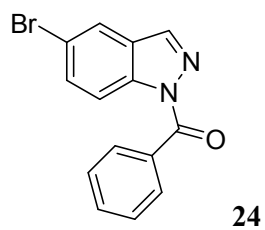
**(5-chloro-1H-indazol-1-yl)(phenyl)methanone ( new compound )**



**23**

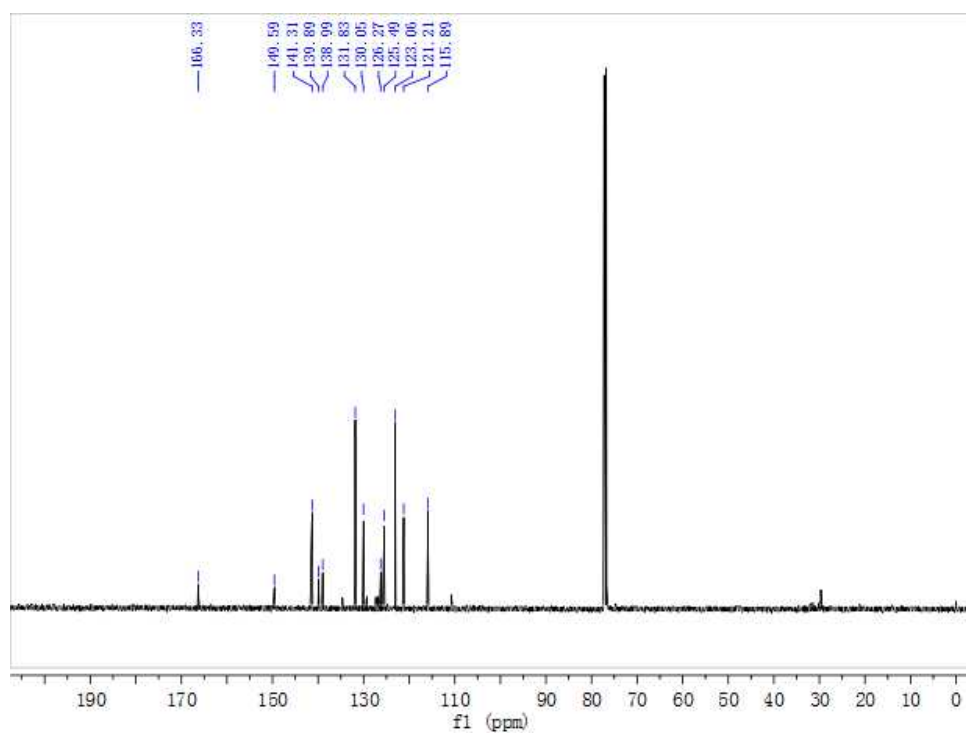
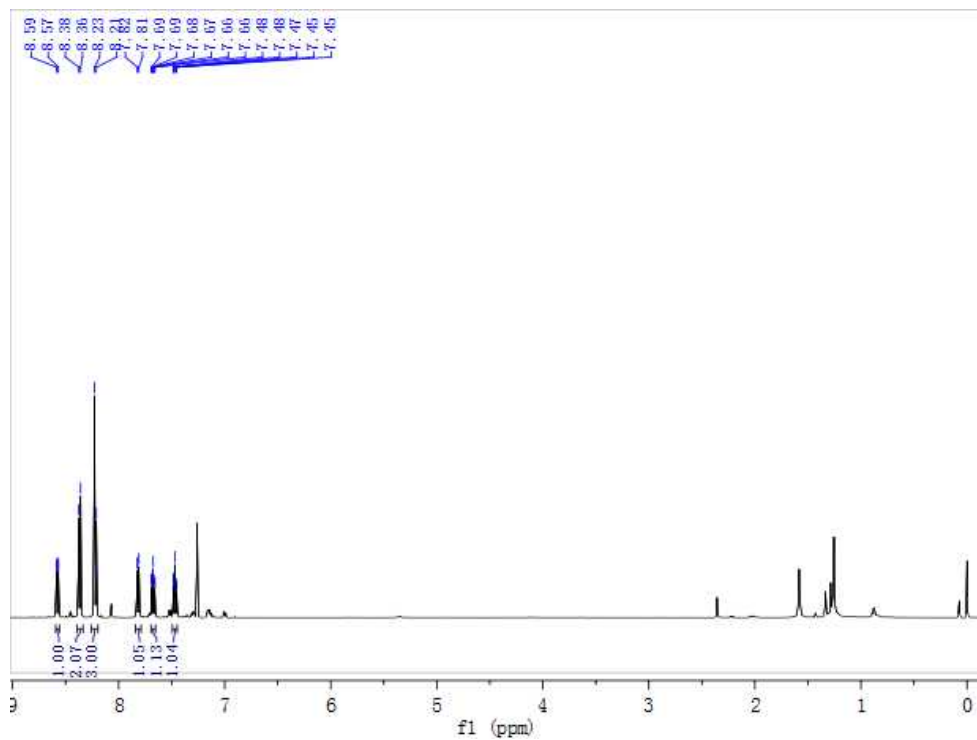
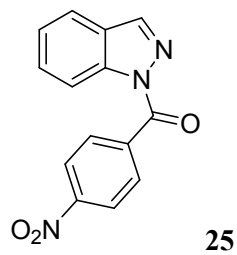


(5-bromo-1H-indazol-1-yl)(phenyl)methanone ( CAS : 936846-01-4 ) <sup>2</sup> 915

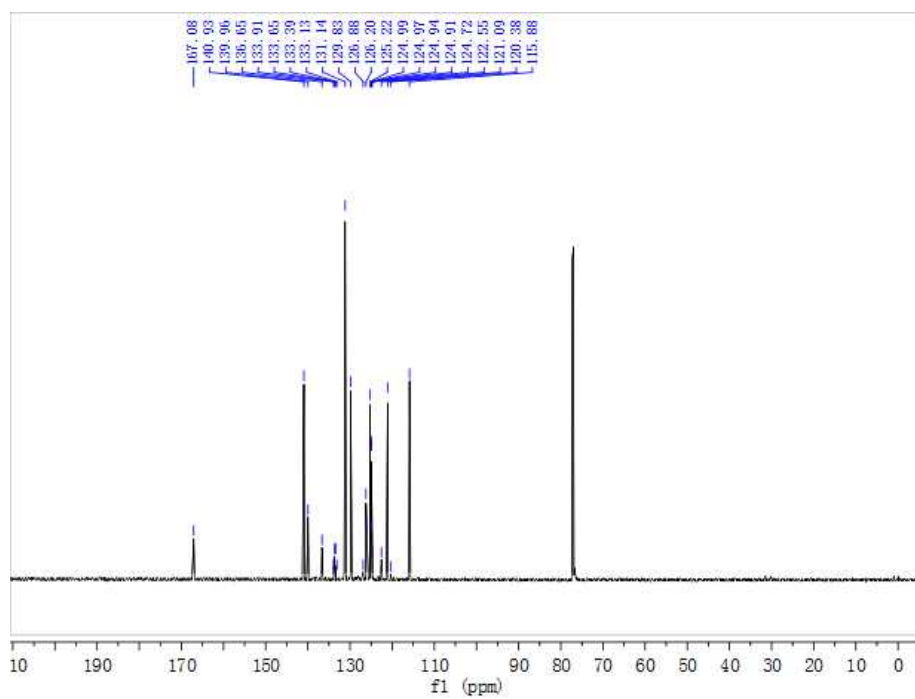
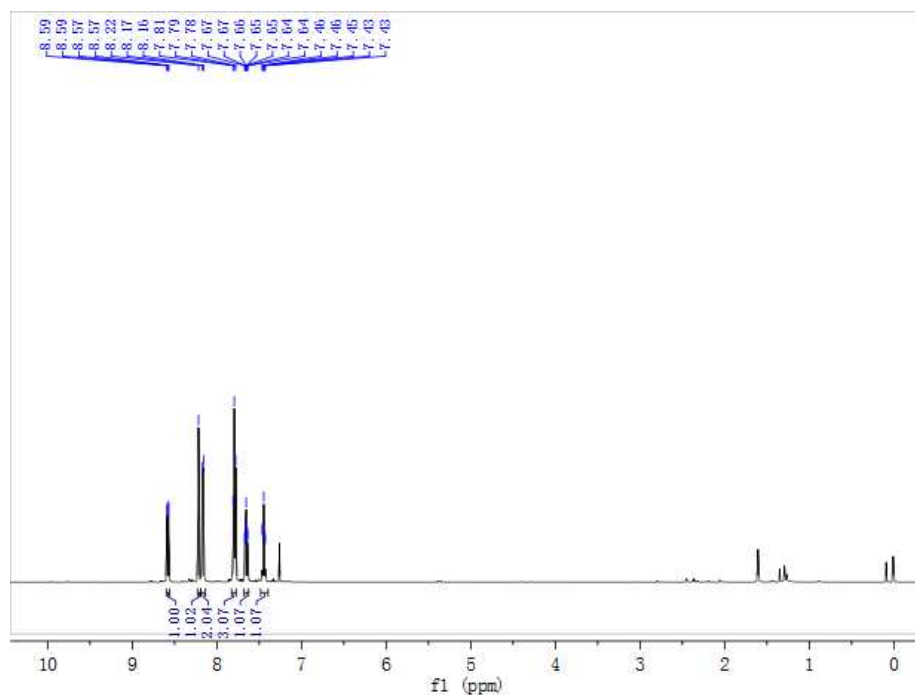
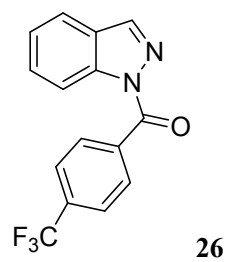




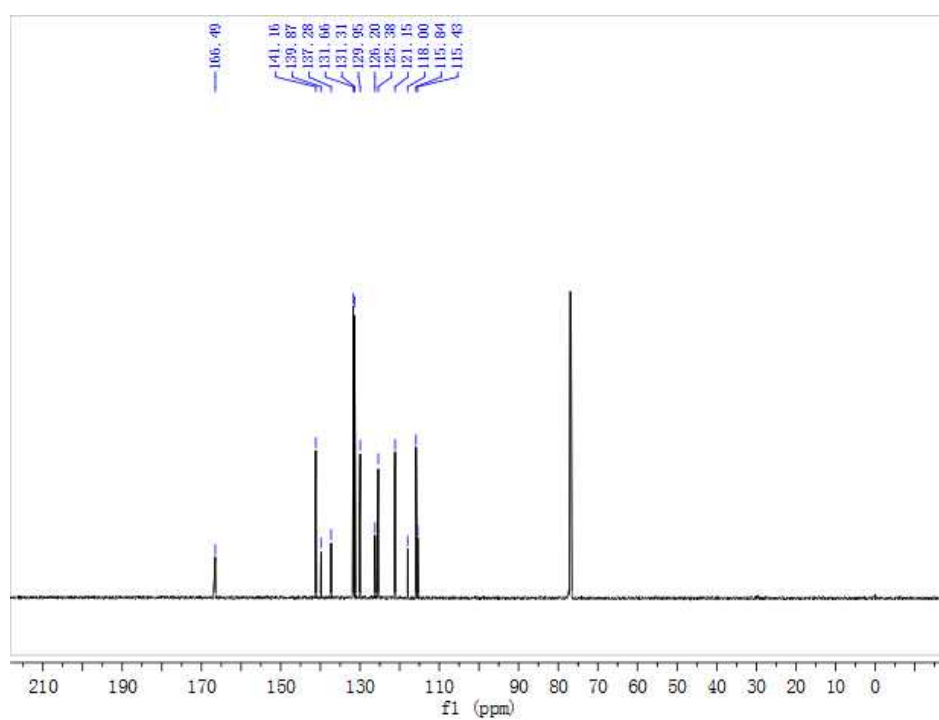
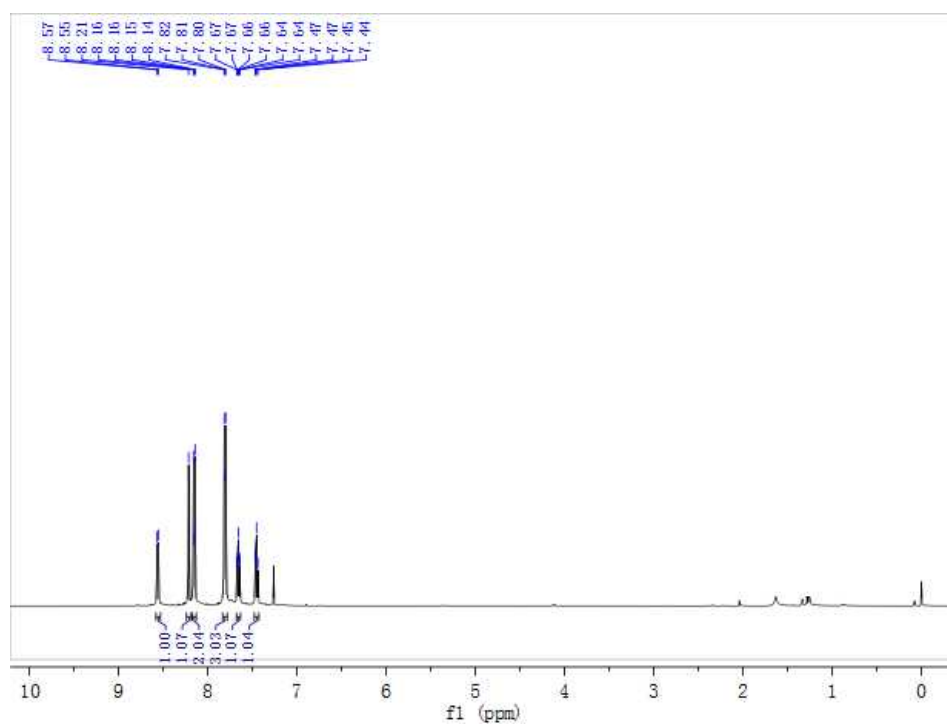
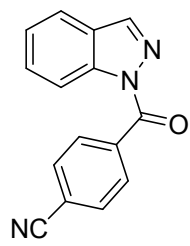
(1H-indazol-1-yl)(4-nitrophenyl)methanone ( CAS : 500900-65-2 ) <sup>4</sup>



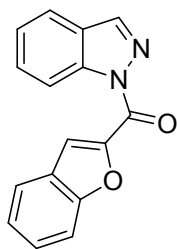
(1H-indazol-1-yl)(4-(trifluoromethyl)phenyl)methanone ( new compound )



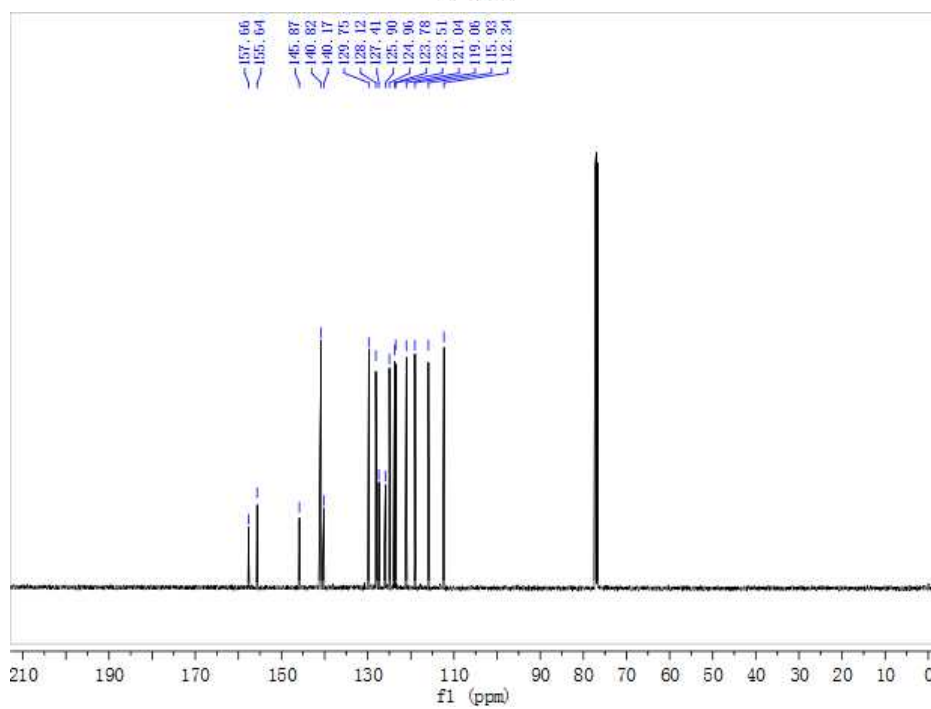
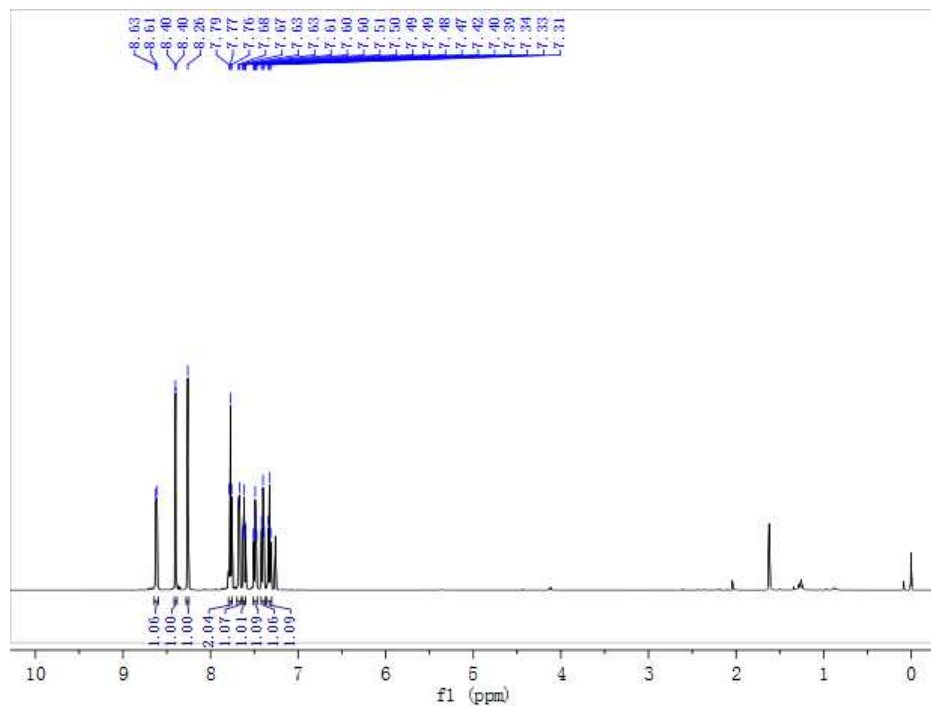
4-(1H-indazole-1-carbonyl)benzonitrile ( new compound )



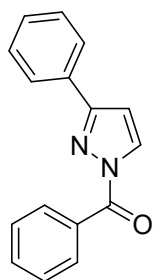
benzofuran-2-yl(1H-indazol-1-yl)methanone ( new compound )



28



phenyl(3-phenyl-1H-pyrazol-1-yl)methanone (CAS: 126382-89-6) <sup>1</sup>



29

