

Electronic Supplementary Information

Photocatalytic mineralization of anionic dyes using Bismuth doped CdS-Ta₂O₅ composite

Sachin G. Ghugal^a, Suresh S. Umare^{*a}, Rajamma Sasikala^{b**}

^aDepartment of Chemistry, Visvesvaraya National Institute of Technology, Nagpur 440 010, India.

^bChemistry Division, Bhabha Atomic Research Centre Trombay, Mumbai - 400 085, India.

* Corresponding author. Tel No. +91 22 25590289; Fax: +91 22 25505151.

** Corresponding author. Tel No. +91 712 2801316; Fax: +91 712 2223230.

E-mail addresses: ssumare@chm.vnit.ac.in (S. S. Umare), sasikala@barc.gov.in (R. Sasikala)

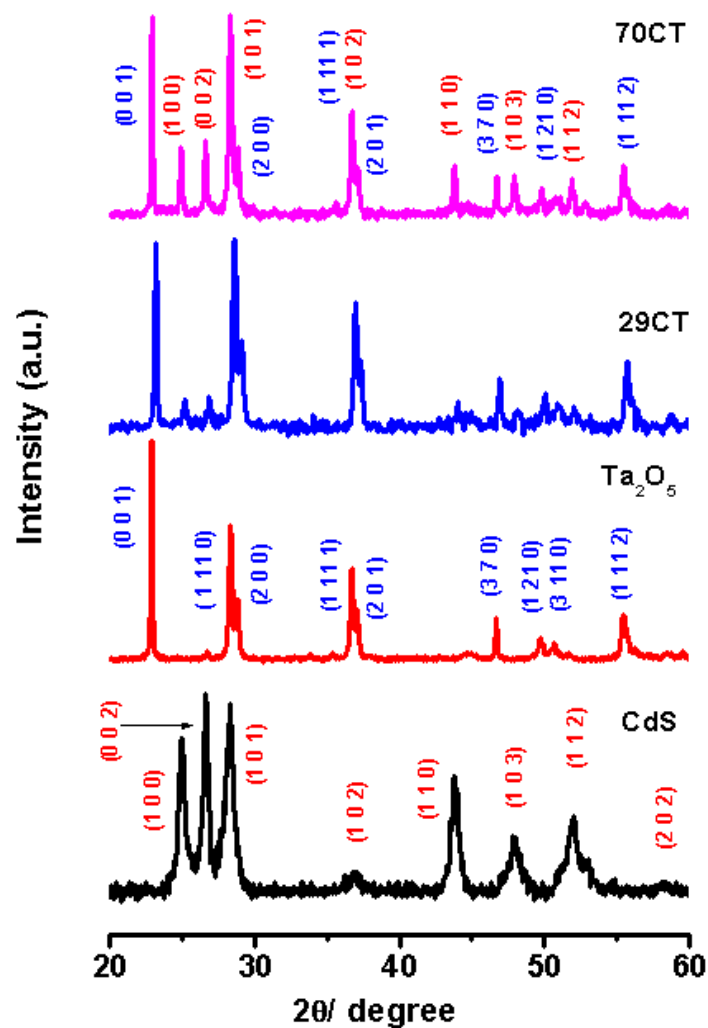


Fig. S1. XRD patterns of CdS, Ta₂O₅, 29CT and 70CT.

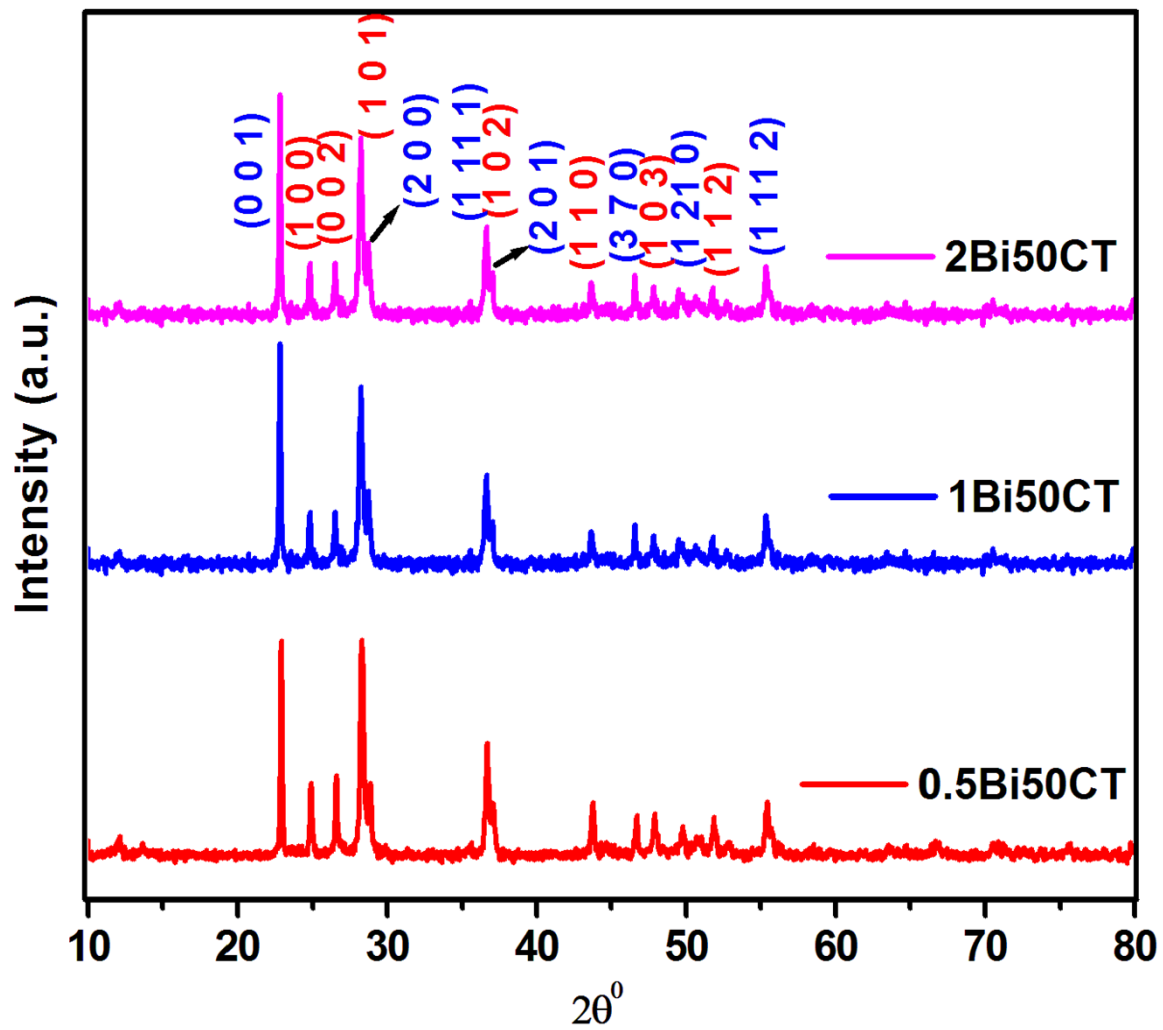


Fig. S2 XRD patterns of 0.5Bi50CT, 1Bi50CT and 2Bi50CT composites.




Fig. S3 SEM images of CdS, Ta₂O₅ and 1Bi50CT.

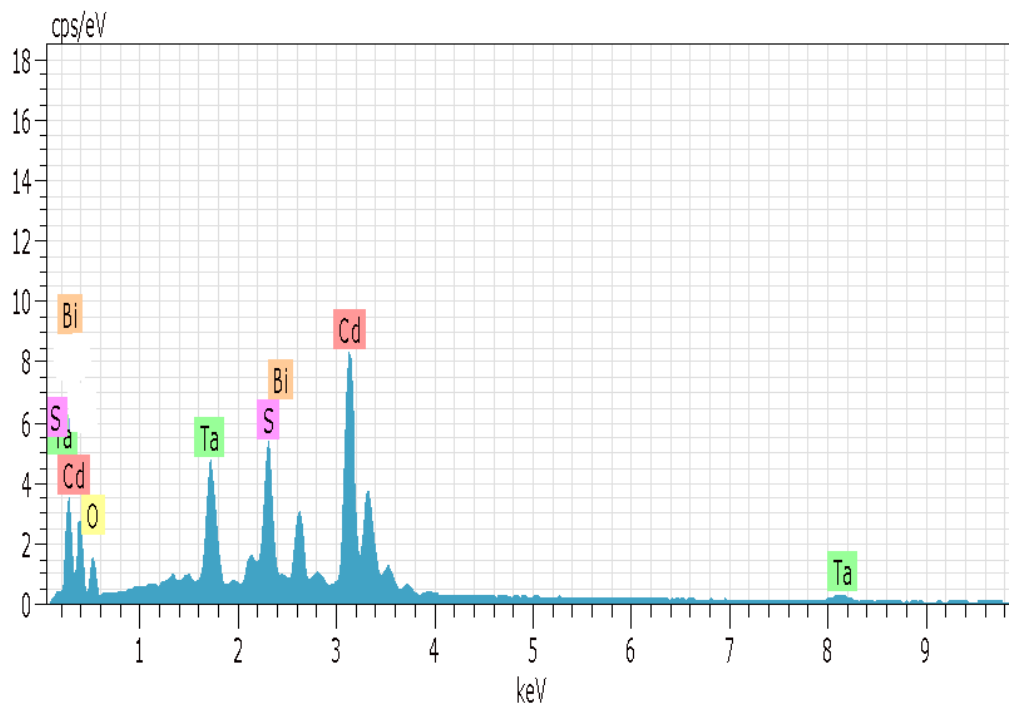


Fig. S4 EDX spectrum of 1Bi5OCT.




Fig: S5 (a) SEM image and EDS mapping of (b) Ta, (c) Bi, (d) O, (e) Cd and (f) S in 1Bi50CT.

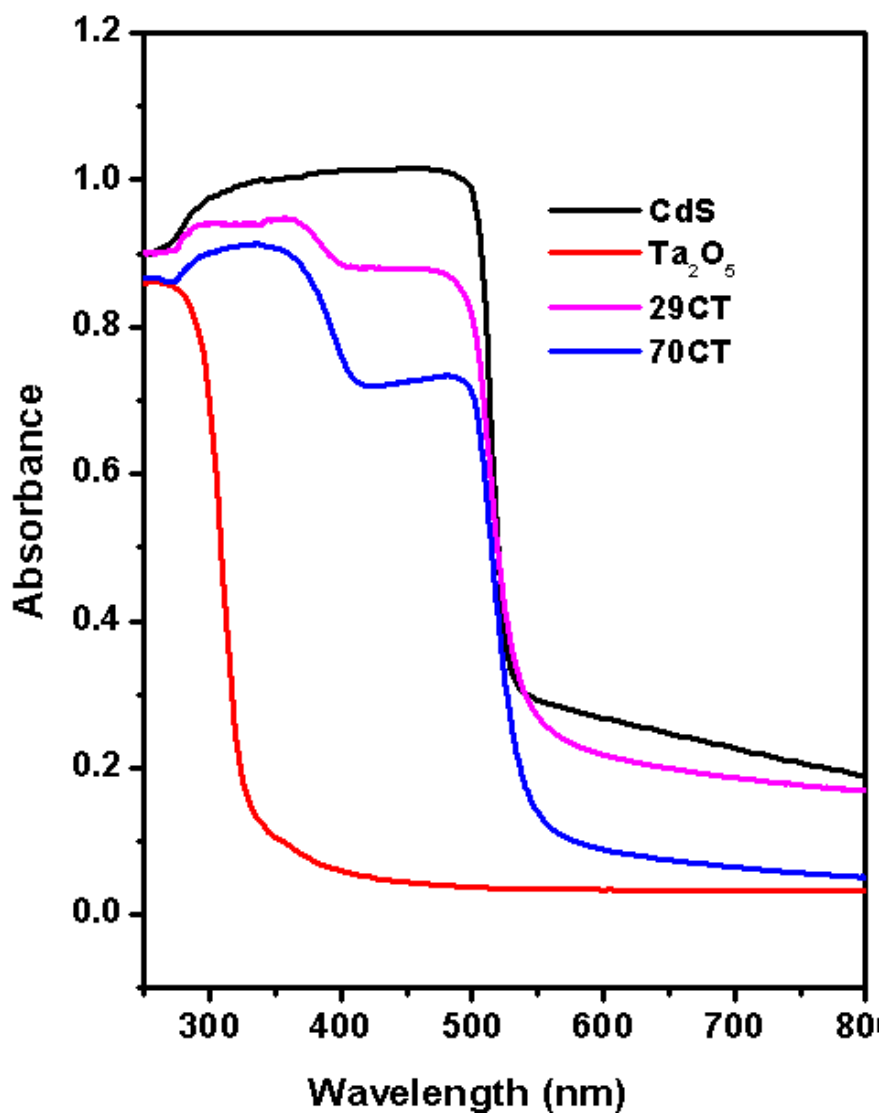


Fig. S6 UV-visible absorption spectra for CdS, Ta₂O₅, 29CT and 70CT.

S.N.	Catalysts	Rate k (min ⁻¹) (30 min)	Degradation efficiency (%) (60 min)
1.	0.5Bi50CT	0.048	98.74
2.	1Bi50CT	0.105	99.88
3.	2Bi50CT	0.026	88.98

S7. Table: Kinetic Data for the photocatalytic degradation of AV 7 (50 ppm) by Bi50CT catalyst containing different Bi concentration.

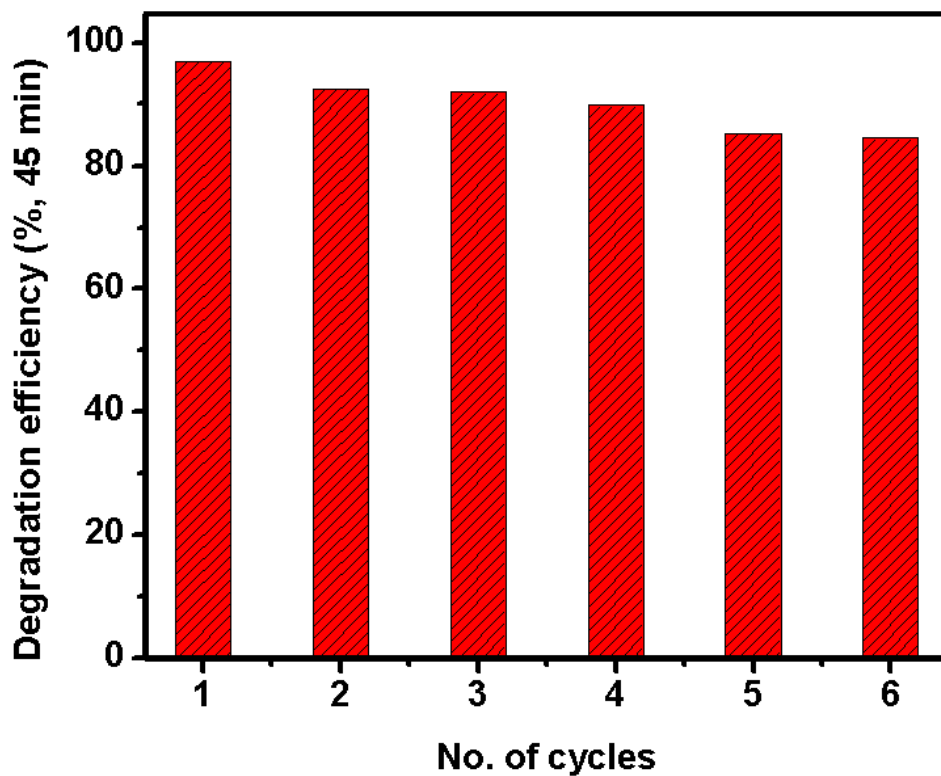


Fig. S8 Degradation efficiency (% , 45 min) of 1Bi50CT catalyst for repeated cycles.

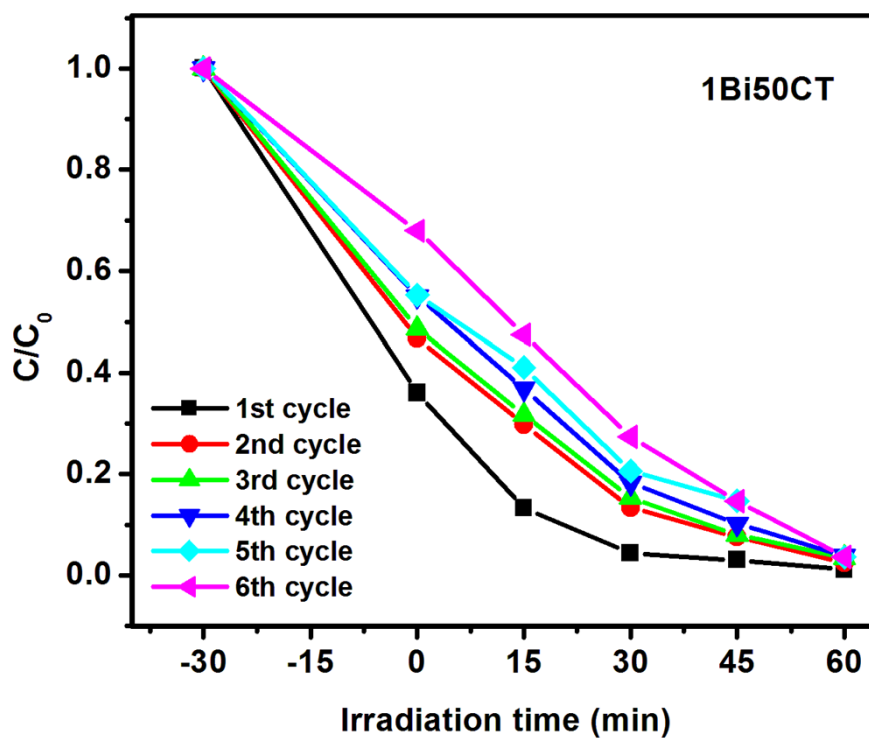


Fig. S9 Photodegradation of AV 7 (50 ppm) over 1Bi50CT for repeated cycles (six).

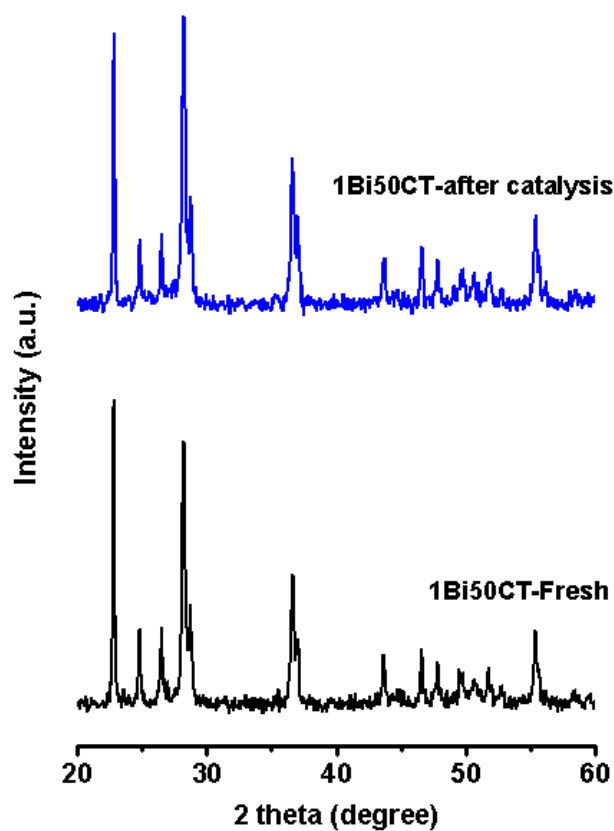


Fig. S10 XRD patterns of 1Bi50CT before and after photocatalysis.

S.N.	Catalyst	Dye	Rate K (min ⁻¹) (30 min)	Degradation efficiency (%) (30 min)
1.	CdS	IC	0.107	96
2.	Ta ₂ O ₅	IC	-	-
3.	1Bi50CT	IC	0.112	97
4.	CdS	MO	0.007	35
5.	Ta ₂ O ₅	MO	-	-
6.	1Bi50CT	MO	0.048	95

S11. Table: Kinetic data for the photocatalytic degradation of IC (50 ppm) and MO (20 ppm) using 1Bi50CT catalyst.