

Supporting Information

Influence of Benzene Ring Number Attached on 3,4-Ethylenedioxythiophene Derivatives for Solid State Polymerization

Lili Huang, Kai Peng, Tong Pei, Jiangbin Xia*

College of Chemistry and Molecular Science, Wuhan University, Wuhan 430072, China

Corresponding author. E-mail: jbxia@whu.edu.cn

Tel & Fax: 86-27-67856707

Figure S1. ^1H NMR (CDCl_3) spectrum of 2-**{[Benzhydryl-(7-iodo-2,3-dihydrothieno[3,4-b][1,4]dioxin-5-ylmethyl)-amino]-methyl}-5-iodo-thiophene-3,4-diol (I₂-3-Ph-EDOT)**

Figure S2. ^{13}C NMR (CDCl_3) spectrum of 2-**{[Benzhydryl-(7-iodo-2,3-dihydrothieno[3,4-b][1,4]dioxin-5-ylmethyl)-amino]-methyl}-5-iodo-thiophene-3,4-diol (I₂-3-Ph-EDOT)**

Figure S3. ^1H NMR (CDCl_3) spectrum of **Benzhydryl-bis-(7-iodo-2,3-dihydrothieno[3,4-b][1,4]dioxin-5-ylmethyl)-amine (I₂-3-di-Ph-EDOT)**

Figure S4. ^{13}C NMR (CDCl_3) spectrum of **Benzhydryl-bis-(7-iodo-2,3-dihydrothieno[3,4-b][1,4]dioxin-5-ylmethyl)-amine (I₂-3-di-Ph-EDOT)**

Figure S1. ^1H NMR (CDCl_3) spectrum of 2-**{[Benzhydryl-(7-iodo-2,3-dihydrothieno[3,4-b][1,4]dioxin-5-ylmethyl)-amino]-methyl}-5-iodo-thiophene-3,4-diol**

(I₂-3-Ph-EDOT)

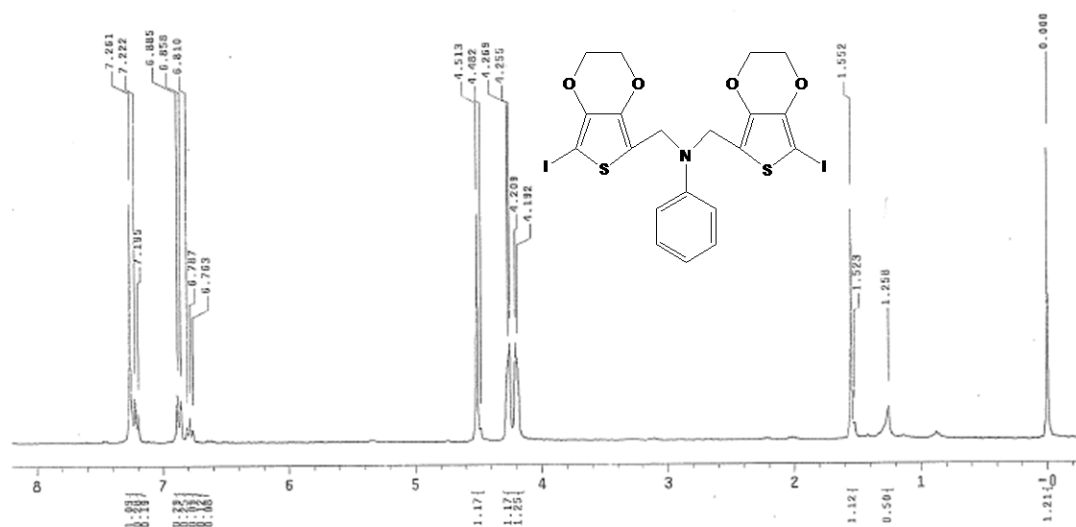


Figure S2. ¹³C NMR (CDCl₃) spectrum of 2-**{[Benzhydryl-(7-iodo-2,3-dihydrothieno[3,4-b][1,4]dioxin-5-ylmethyl)-amino]-methyl}**-5-iodo-thiophene-3,4-diol (I₂-3-Ph-EDOT)

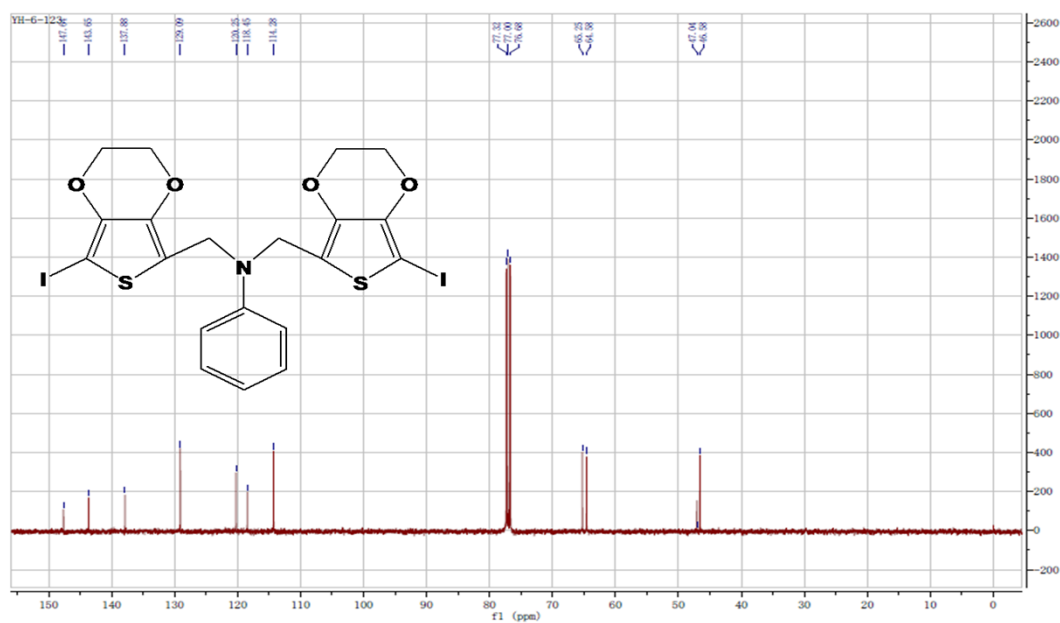


Figure S3. ¹H NMR (CDCl₃) spectrum of **Benzhydryl-bis-(7-iodo-2,3-dihydrothieno[3,4-b][1,4]dioxin-5-ylmethyl)-amine** (I₂-3-di-Ph-EDOT)

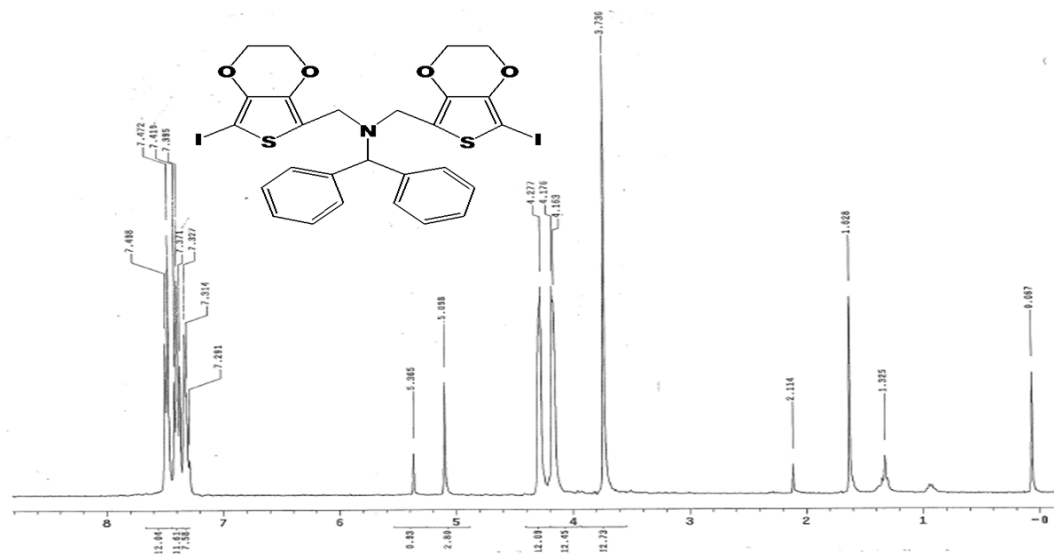


Figure S4. ¹³C NMR (CDCl₃) spectrum of Benzhydryl-bis-(7-iodo-2,3-dihydrothieno[3,4-b][1,4]dioxin-5-ylmethyl)-amine (I₂-3-di-Ph-EDOT)

