


***Electronic Supporting Information (ESI)***

**Flexible and Mechanically-stable MIL-101(Cr)@PFs for Efficient Benzene Vapor and CO<sub>2</sub> Adsorption**

**Zhenyu Zhou<sup>a</sup>, Baihua Cheng<sup>a</sup>, Chen Ma<sup>a</sup>, Feng Xu<sup>b</sup>, Jing XIAO<sup>b\*\*</sup>, Qinbin Xi<sup>b</sup>,  
Zhong LI<sup>a\*</sup>**

*a. School of Chemistry and Chemical Engineering, South China University of Technology, Guangzhou, 510640, China*

*b. Key Laboratory of Enhanced Heat Transfer and Energy Conservation of the Ministry of Education, South China University of Technology, Guangzhou, 510640, China*



**Fig. S1** Pictures of 50MIL-101(Cr)@PFs(a) and its flexibility performance(b);67MIL-101(Cr)@PFs(c) and its flexibility performance (d).

\*\* Corresponding authors; E-mail addresses: [cejingxiao@scut.edu.cn](mailto:cejingxiao@scut.edu.cn) (Jing Xiao)

\* Corresponding authors; E-mail addresses: [cezhli@scut.edu.cn](mailto:cezhli@scut.edu.cn) (Zhong Li);

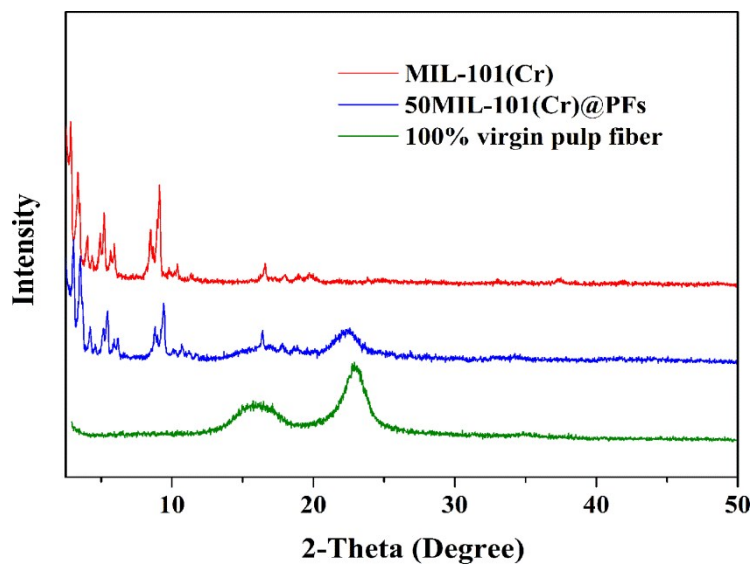


Fig. S2 PXR D pattern of MIL-101(Cr)@PFs

Table S1 Textural properties of MIL-101(Cr) and MIL-101(Cr)@PFs

Samples	BET surface area (m <sup>2</sup> /g)	Langmuir surface area (m <sup>2</sup> /g)
25MIL-101(Cr)@PFs	812	1188
40 MIL-101(Cr)@PFs	1256	1703
50 MIL-101(Cr)@PFs	1630	2318
67 MIL-101(Cr)@PFs	2174	2974
MIL-101(Cr)	3347	4687

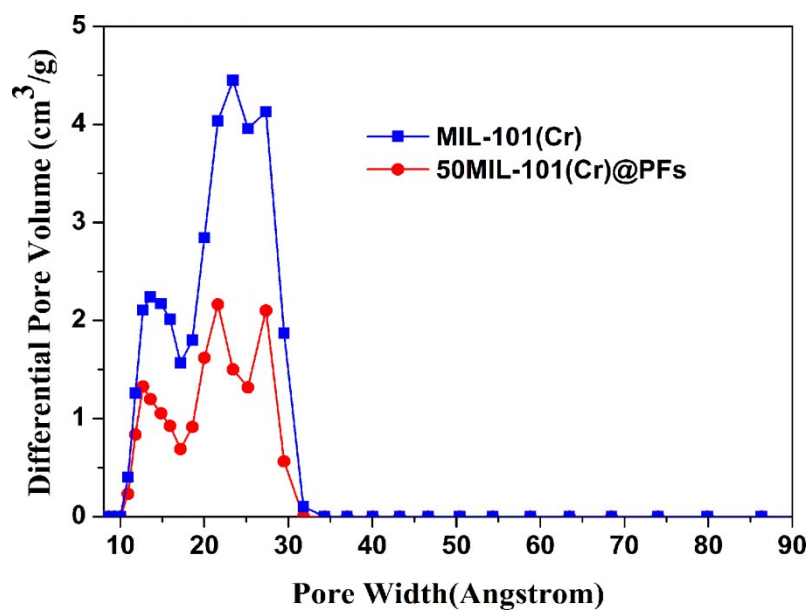


Fig. S3 Pore size distribution of MIL-101(Cr) and 50MIL-101(Cr)@PFs




Fig. S4 SEM pictures of (a) MIL-101(Cr), (b) virgin pulp fibers, (c) 50MIL-101(Cr)@PFs

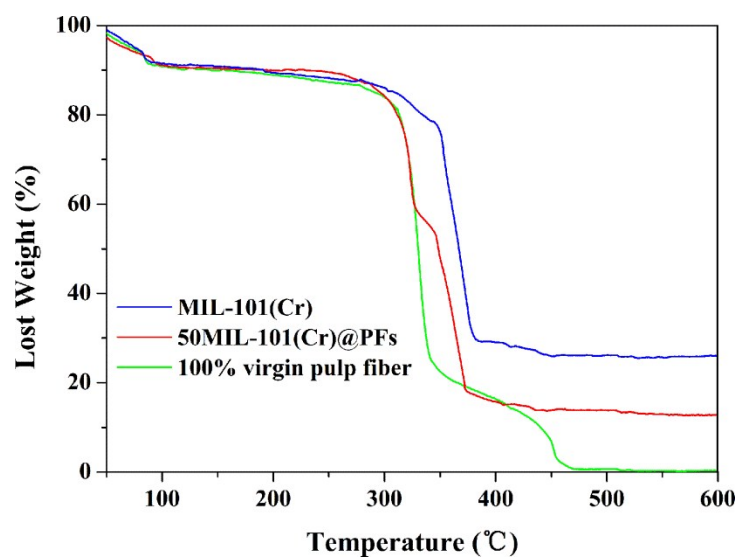


Fig.S5 TGA Curves of MIL-101(Cr)@PFs, MIL-101(Cr) and virgin pulp fiber

**Table S2** Benzene and CO<sub>2</sub> adsorption capacities of MIL-101(Cr) and MIL-101(Cr)@PFs at 298 K

Samples	Benzene vapor uptake when P ≈ 25 mbar (mmol/g)	The percentages of benzene vapor uptake on MIL-101(Cr)@PFs to MIL-101(Cr)	CO <sub>2</sub> uptake at 1 bar (mmol/g)	The percentages of CO <sub>2</sub> uptake on MIL-101(Cr)@PFs to MIL-101(Cr)
25MIL-101(Cr)@PFs	4.1	24.8%	0.80	24.7%
40MIL-101(Cr)@PFs	6.47	39.1%	1.25	38.6%
50MIL-101(Cr)@PFs	8.06	48.7%	1.56	48.1%
67MIL-101(Cr)@PFs	10.29	62.2%	2.13	65.7%
MIL-101(Cr)	16.54	100%	3.24	100%

**Table S3** CO<sub>2</sub> uptakes of some MOFs and conventional adsorbents at 1 bar.

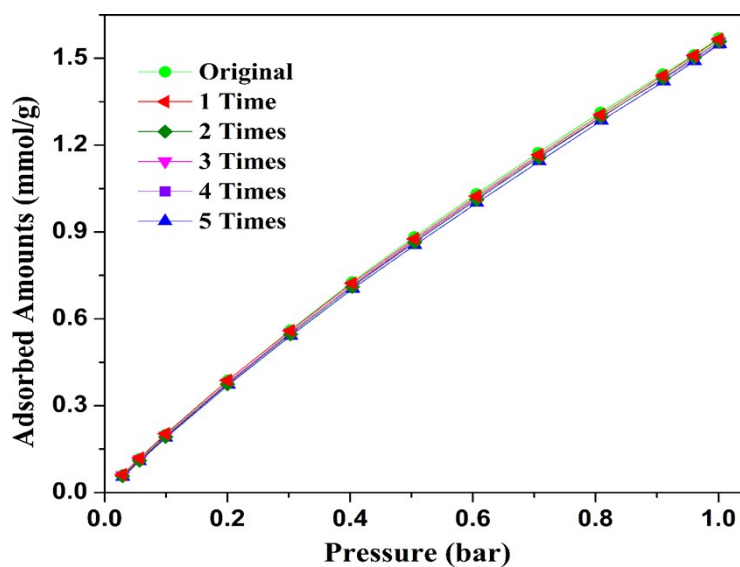
Adsorbent	Adsorption capacity (mmol/g)	Temperature (K)	Reference
MCM-41	0.67	298	1
Zeolite-13X	~1.70	298	2
ZSM-5	~1.50	303	3
Activated carbon	2.0	298	4
ZIF-68	1.69	298	5
UIO-66	1.79	298	6
MOF-5	2.10	296	7
MIL-100(Cr)	~2.23	298	8
67MIL-101(Cr)@Fs	2.13	298	This work
MIL-101(Cr)	3.24	298	This work

**Table S4** Fitting parameters of L-F model for benzene adsorption on MIL-101(Cr) and MIL-101(Cr)@PFs

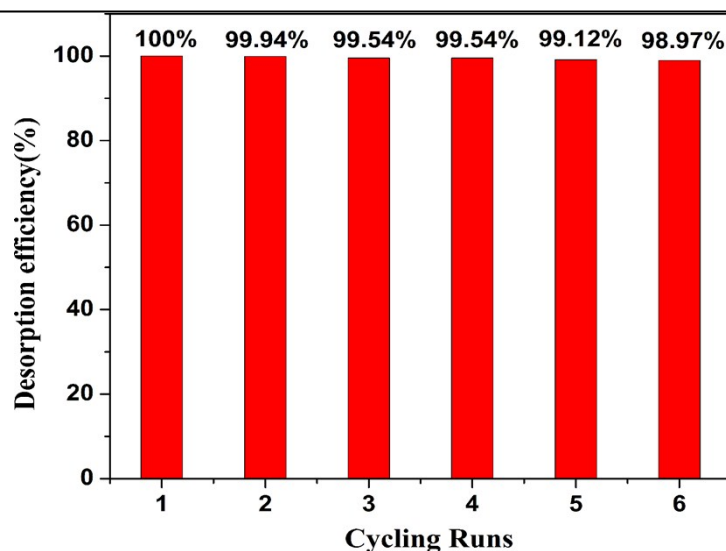
	MIL-101(Cr)	67MIL-101(Cr)@PFs	50MIL-101(Cr)@PFs	40MIL-101(Cr)@PFs	25MIL-101(Cr)@PFs
q	17.296	10.404	8.518	7.056	5.091
b	0.0140	0.0347	0.0344	0.0434	0.0566
c	2.424	2.033	2.070	1.914	1.626
R <sup>2</sup>	0.9826	0.9857	0.9865	0.9754	0.9747

**Table S5** Fitting parameters of L-F model for CO<sub>2</sub> adsorption on MIL-101(Cr) and MIL-101(Cr)@PFs

	MIL-101(Cr)	67MIL-101(Cr)@PFs	50MIL-101(Cr)@PFs	40MIL-101(Cr)@PFs	25MIL-101(Cr)@PFs
q	16.798	15.684	6.738	4.556	5.270
b	0.237	0.157	0.304	0.377	0.180
c	0.613	0.773	0.836	0.953	0.865
R <sup>2</sup>	0.9997	0.9999	0.9999	0.9999	0.9999



**Fig.S6** CO<sub>2</sub> isotherms of 50MIL-101(Cr)@PFs at 298 K(regeneration for five times).



**Fig.S7** Cycling adsorption/desorption runs of 50MIL-101(Cr)@PFs with the average value and standard error of desorption efficiency of 99.52% and 0.156%.

## REFERENCE

1. J. Zhou, H. Zhao, J. Li, Y. Zhu, J. Hu, H. Liu and Y. Hu, *Solid State Sciences*, 2013, **24**, 107-114.
2. J. McEwen, J.-D. Hayman and A. O. Yazaydin, *Chemical Physics*, 2013, **412**, 72-76.
3. Y. Li, H. Yi, X. Tang, F. Li and Q. Yuan, *Chemical Engineering Journal*, 2013, **229**, 50-56.
4. R.-L. Tseng, F.-C. Wu and R.-S. Juang, *Separation and Purification Technology*, 2015, **140**, 53-60.
5. R. Banerjee, H. Furukawa, D. Britt, C. Knobler, M. O’Keeffe and O. M. Yaghi, *Journal of the American Chemical Society*, 2009, **131**, 3875-3877.
6. Z. Hu, M. Khurana, Y. H. Seah, M. Zhang, Z. Guo and D. Zhao, *Chem. Eng. Sci.*, 2015, **124**, 61-69.
7. Z. Zhao, Z. Li and Y. Lin, *Industrial & Engineering Chemistry Research*, 2009, **48**, 10015-10020.
8. L. Li, J. Yang, J. Li, Y. Chen and J. Li, *Microporous Mesoporous Mat.*, 2014, **198**, 236-246.