

SUPPLEMENTARY INFORMATION

Facile synthesis of TaO_xN_y photocatalyst with enhanced visible photocatalytic activity

Ying Wang,^a Haiqiang Lu,^{*a} Yuanyang Wang,^a Jianhao Qiu,^{a,b} Jing Wen,^a Kang Zhou,^b Li Chen,^a Guanglei Song^a and Jianfeng Yao^{*b}

^aSchool of Chemical and Biological Engineering, Taiyuan University of Science and Technology, Taiyuan 030024, China. E-mail: luhaiqiang-1900@163.com

^bCollege of Chemical Engineering, Nanjing Forestry University, Nanjing 210037, China. E-mail: jfyao@njfu.edu.cn

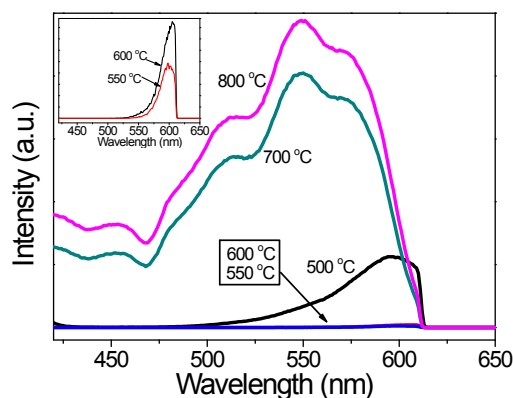


Fig. S1 Photoluminescence spectra of TaO_xN_y samples sintered at 500-800 °C; excitation wavelength: 325nm.




Fig. S2. TEM images of TaO_xN_y -550 sintered at 550 °C.

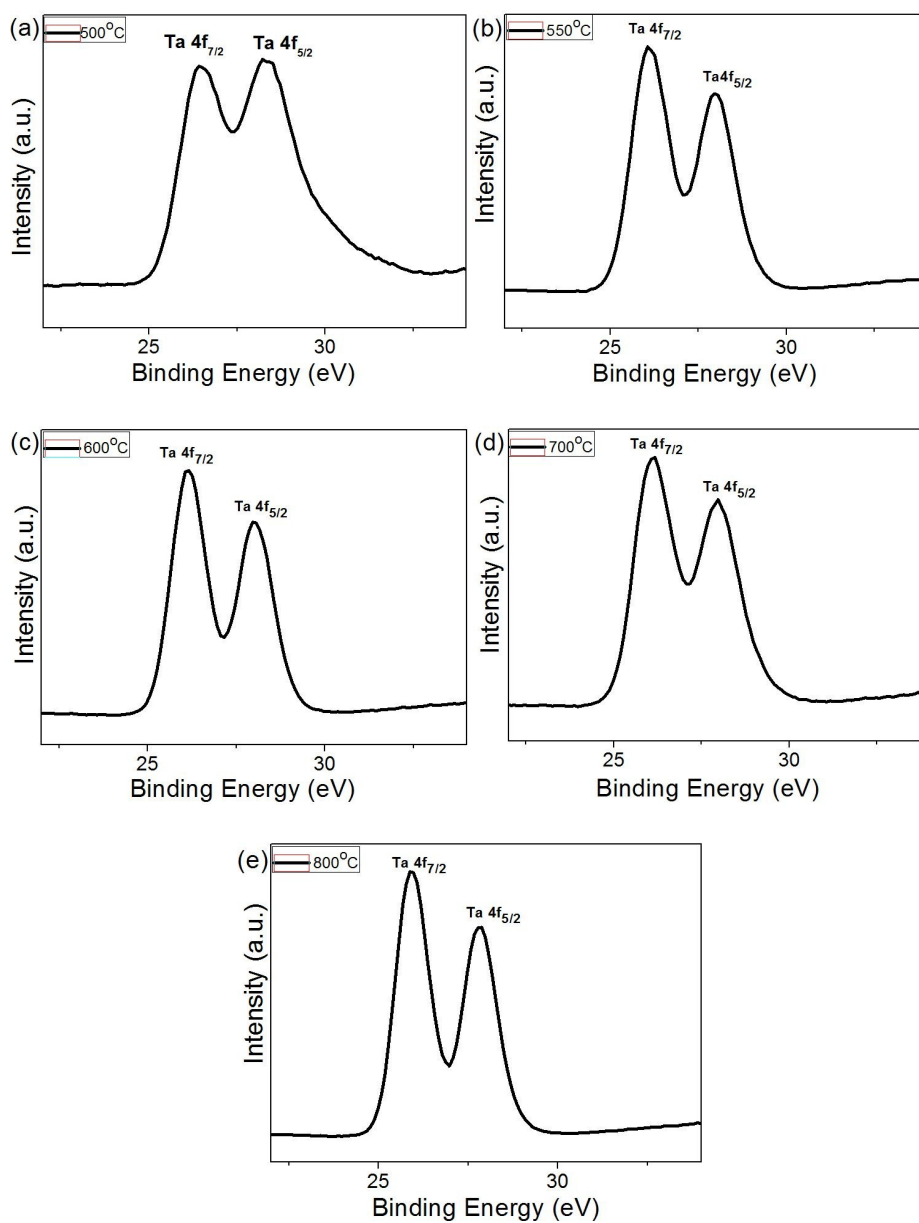


Fig. S3. XPS spectra of Ta (4f) of TaO_xN_y samples sintered at 500-800 °C.

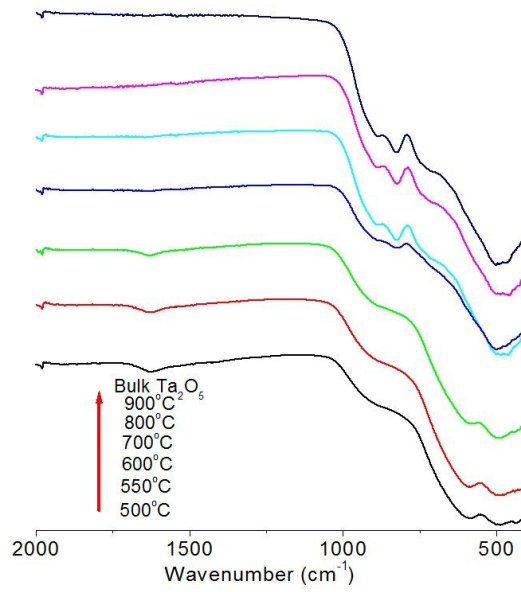


Fig. S4. FT-IR spectra of TaO_xN_y samples sintered at 500-900 °C.

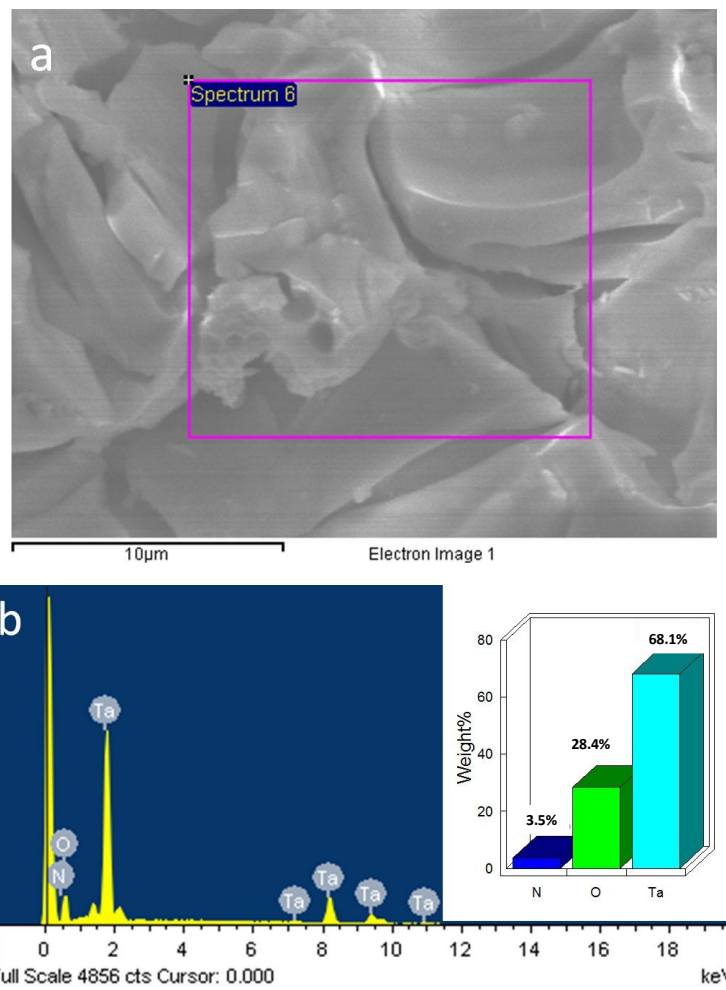


Fig. S5. SEM image (a) and EDAX spectrum (b) of TaO_xN_y sample sintered at 550°C.