

## Supporting Information

# Surface charge-reversible polyelectrolyte complex nanoparticles for hepatoma-targeting delivery of doxorubicin

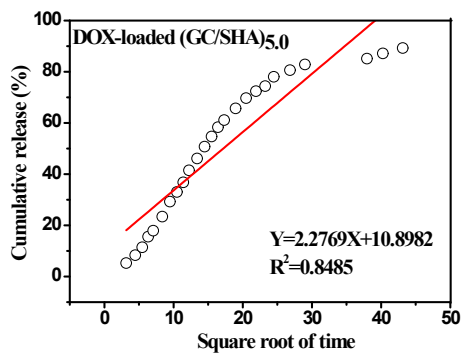
*Xubo Zhao<sup>a</sup>, Peng Liu<sup>a,\*</sup>, Qilei Song<sup>a</sup>, Nan Gong<sup>a</sup>, Liangwei Yang<sup>a</sup>, and Winston Duo*

*Wu<sup>b</sup>*

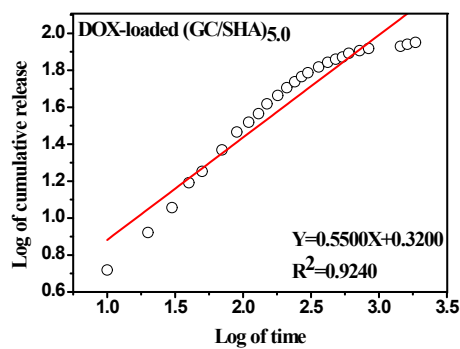
<sup>a</sup> State Key Laboratory of Applied Organic Chemistry and Key Laboratory of Nonferrous Metal Chemistry and Resources Utilization of Gansu Province, College of Chemistry and Chemical Engineering, Lanzhou University, Lanzhou 730000, China

<sup>b</sup> Department of Chemical Engineering, Monash University, VIC 3800, Australia

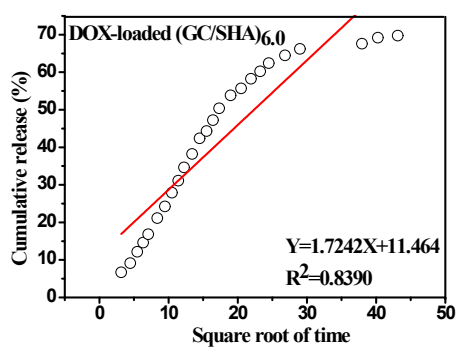
\* Corresponding Author. Tel./Fax: 86 0931 8912582. Email: [pliu@lzu.edu.cn](mailto:pliu@lzu.edu.cn).



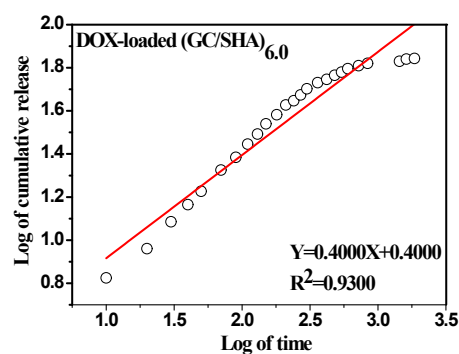
a



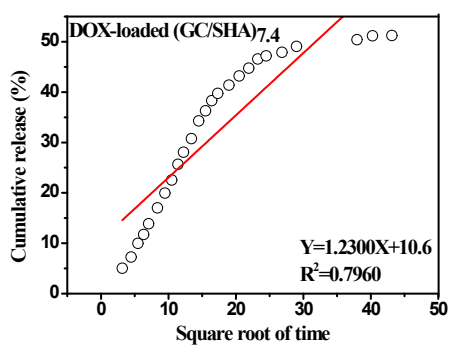
b



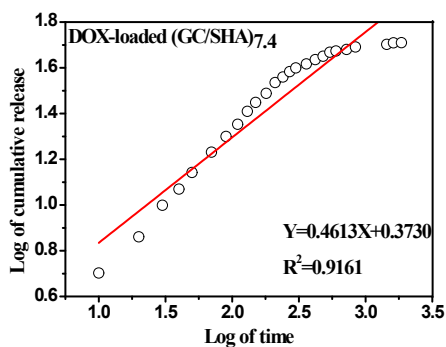
c



d



e



f

**Figure S1.** The curves of the Higuchi (a<sub>pH=7.4</sub>, c<sub>pH=6.0</sub> and e<sub>pH=5.0</sub>) and Korsmeyer-Peppas (b<sub>pH=7.4</sub>, d<sub>pH=6.0</sub> and f<sub>pH=5.0</sub>) equation models of drug release from the DOX-loaded GC/HA NPs.