

Polymer grafted layered double hydroxides (LDHs-g-POEGMA): a highly efficient reusable solid catalyst for the synthesis of chromene incorporated dihydroquinoline derivatives under solvent-free conditions

Mudumala Veeranarayana Reddy^a, Nguyen Thi Kim Lien^a, Gangireddy Chandra Sekhar Reddy^b, Kwon Taek Lim^{a*} and Yeon Tae Jeong^{*a}

^{a*}*Department of Image Science and Engineering, Pukyong National University, Busan 608-737, Republic of Korea, Corresponding author: Tel.: +82-51-629-6411; fax: +82-51-629-6408; E-mail: ytjeong@pknu.ac.kr (Yeon Tae Jeong) and E-mail: ktlim@pknu.ac.kr (Kwon Taek Lim)*

^b*Fire Chemistry Section, State Key Laboratory of Fire Science, University of Science and Technology of China, Hefei 230026, Anhui, People's Republic of China.*

Content

S. No	Title	Page No.
1	Experimental	
i	Synthesis of LDHs-BTPT	1
ii	Synthesis of LDHs-g-POEGMA	1
iii	Preparation of 9-methoxy-7-o-tolyl-7H-chromeno[4,3-b]quinolin-6(12H)-one (4a)	1
2	Physical and spectral data of intermediates, enamine (A) and imines (B)	2
i	4-(4-Methoxyphenylamino)-2H-chromen-2-one (A)	2
ii	(E)-4-Methoxy-N-(2-methylbenzylidene)aniline (B)	3
3	Calculation of green chemistry metrics	4
4	Physical and spectral data of titled compounds (4a-z, 4a'-d')	5-12
5	¹ H and ¹³ C-NMR spectra of titled compounds (4a-z , 4a'-d')	13-72

1. Experimental

i). Anchoring of BTPT onto LDHs surface (LDHs-BTPT)

The mixture of 0.7g of LDHs and 20 mL of dry toluene was stirred at 100 °C. Then, 0.724 g (2 mmol) of BTPT in 10 mL dry toluene was injected into the flask under N₂. The reaction was conducted for 24 h. The crude product was filtered off and washed with DCM for three times to remove all unreacted BTPT. The final product was dried under vacuum overnight.

ii). Preparation of LDHs-g-POEGMA by RAFT polymerization

2 g of PEGMA, 0.3 g of LDHs-BTPT, 20 mg of AIBN, and 4 mL of dry toluene were placed in a round bottom flask. The polymerization reaction was performed at 80 °C for 24 h under N₂. The mixture was precipitated in diethyl ether and washed three times with methanol. The product was dried under vacuum at 40 °C overnight (yield, 60%).

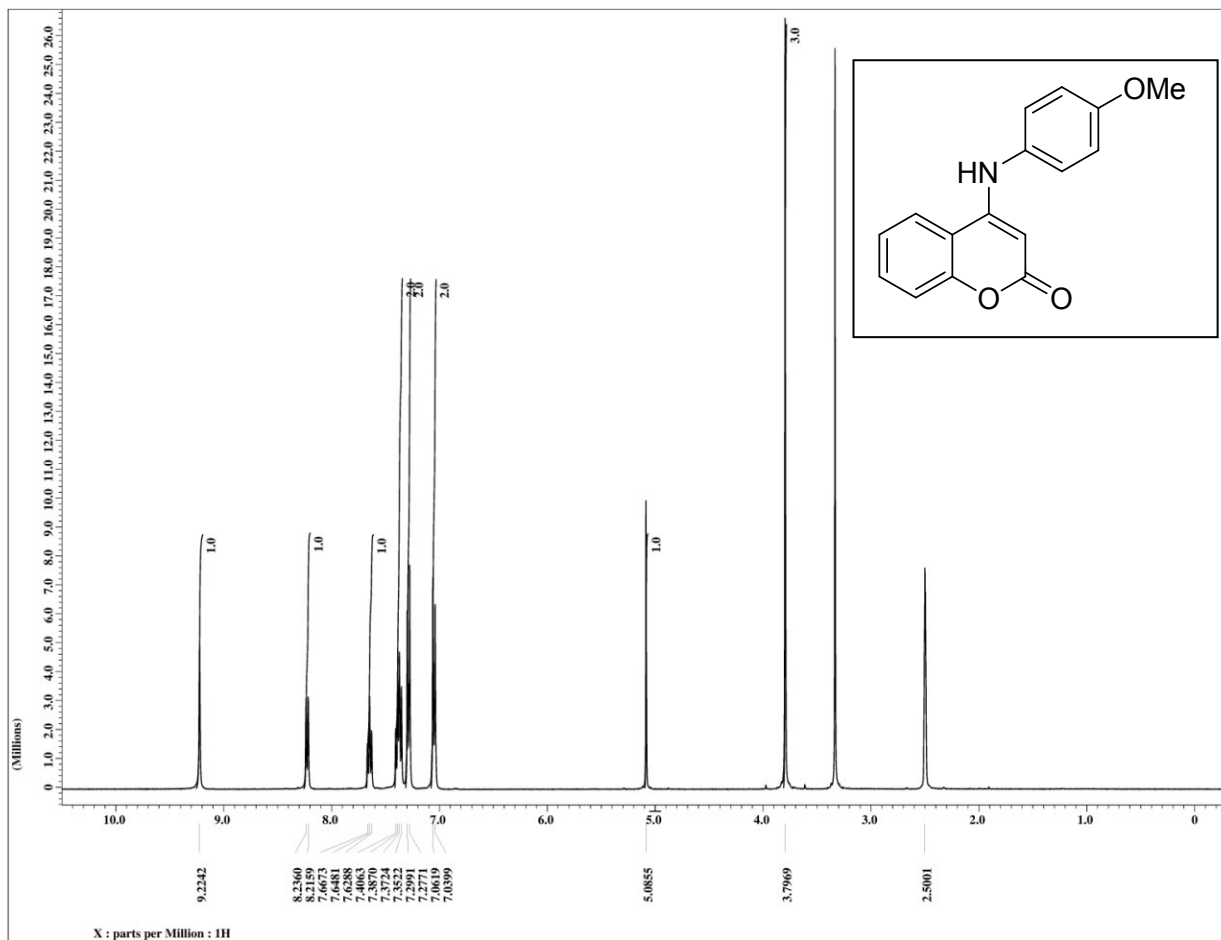
iii). Preparation of 9-methoxy-7-o-tolyl-7H-chromeno[4,3-b]quinolin-6(12H)-one (4a)

LDHs-g-POEGMA (5 mg) was added to a mixture of 4-hydroxy-2H-chromen-2-one1 (**1**, 1 mmol), 4-methoxybenzenamine (**2a** 1 mmol), and 2-methylbenzaldehyde (**3a**, 1 mmol), was stirred at 60 °C under solvent-free conditions for 10 min (Table 2, **entry 4a**). After the completion of the reaction (confirmed by TLC), and cooled to RT, then EA (15 mL) was added and the reaction mixture was filtered. The solid catalyst was washed with acetone (2 × 10 mL) and dried under vacuum before reuse. Pure **4a** was afforded by evaporation of the solvent followed by recrystallization from ethanol.

2. Physical and spectral data of intermediates, enamine (A) and imines (B).

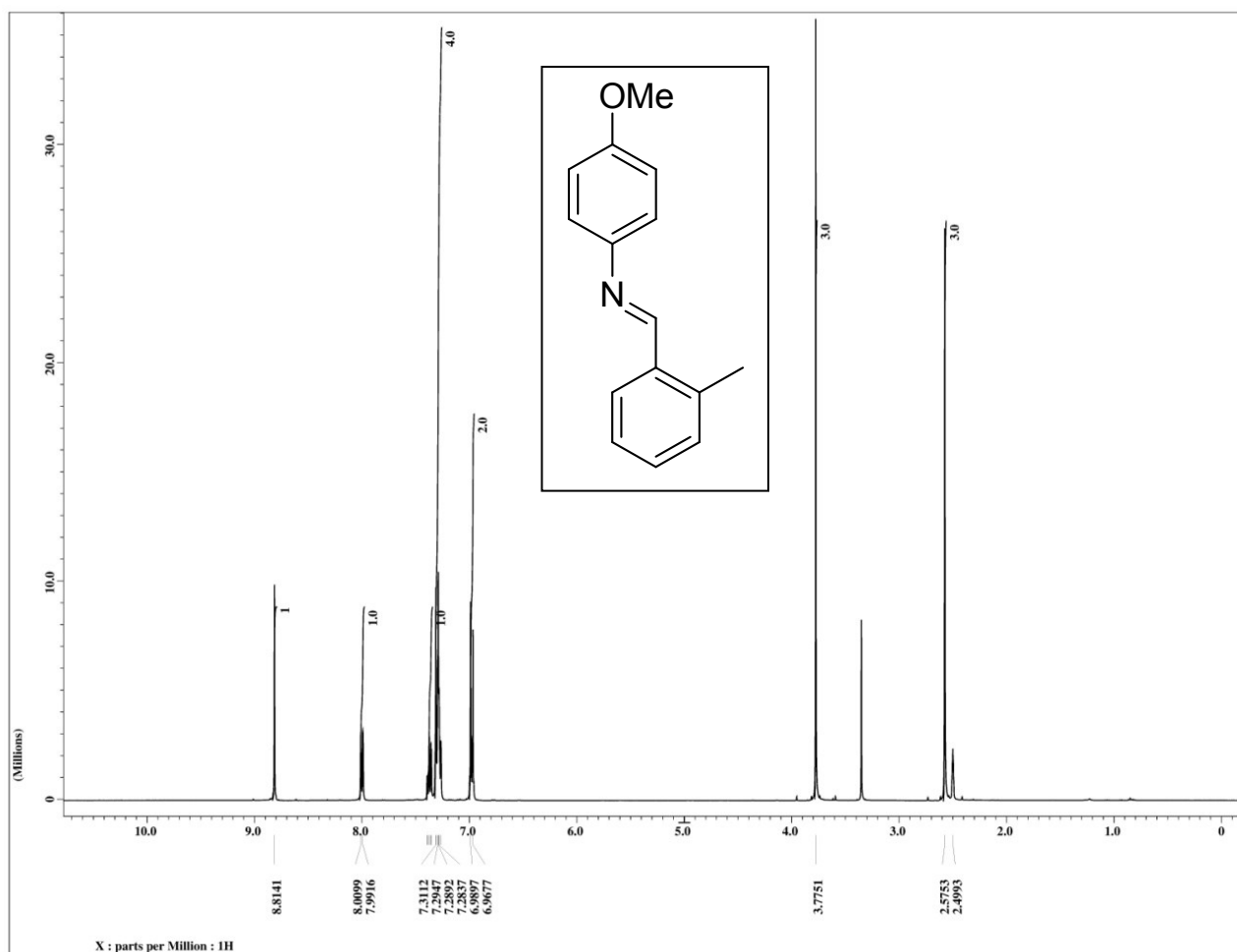
i). 4-(4-Methoxyphenylamino)-2*H*-chromen-2-one (A)

Yield 95%; white solid; mp 240-243 °C. ¹H-NMR (400 MHz, DMSO-*d*₆): δ 9.22 (s, 1H), 8.22 (d, *J* = 8.0 Hz, 1H), 7.64 (t, *J* = 7.6 Hz, 1H), 7.40-7.35 (m, 2H), 7.28 (d, *J* = 8.8 Hz, 2H), 7.04 (d, *J* = 8.8 Hz, 2H), 5.08 (s, 1H), 3.79 (s, 3H).



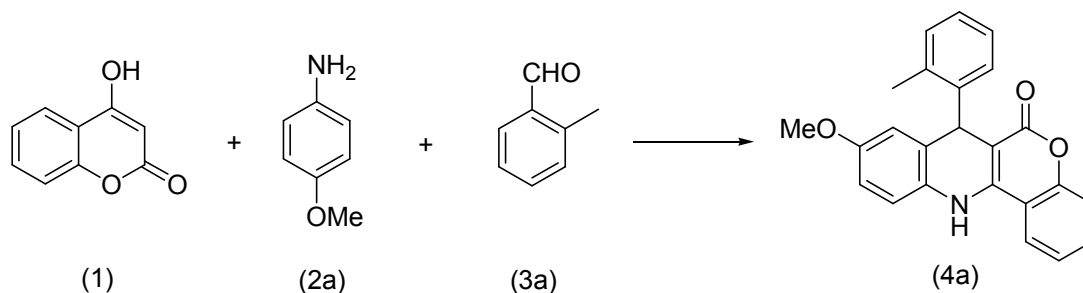
ii. (*E*)-4-Methoxy-*N*-(2-methylbenzylidene)aniline (**B**).

Yield 85%; white solid; mp 58-60 °C. ¹H-NMR (400 MHz, DMSO-*d*₆): δ 8.81 (s, 1H), 8.00 (d, *J* = 7.3 Hz, 1H), 7.39-7.35 (m, 1H), 7.31-7.26 (m, 4H), 6.97 (d, *J* = 8.8 Hz, 2H), 3.77 (s, 3H), 2.57 (s, 3H).



3. Calculation of green chemistry metrics

Green chemistry calculations for **LDHs-g-POEGMA** catalyzed 9-methoxy-7-o-tolyl-7H-chromeno[4,3-b]quinolin-6(12H)-one (**4a**):



E-factor = [0.162 g (4-hydroxy-2H-chromen-2-one **1**) + 0.123 g (4-methoxybenzenamine **2a**) + 0.120 g (2-methylbenzaldehyde **3a**) – 0.351 g (product **4a**)]/ 0.351 g

E-factor = 0.15

Process mass intensity (PMI) = E-factor + 1

$$= 0.15 + 1$$

PMI = 1.15

Atom economy (AE) = MW of product ÷ \sum (MW of stoichiometric reactants) × 100
 = 369.14 (**4**) ÷ [162.03 (**1**) + 123.07 (**2a**) + 120.06 (**3a**)] × 100

AE = 91.11%

Reaction mass efficiency (RME) = mass of product / \sum (mass of stoichiometric reactants) × 100

$$= 0.351 \text{ g (4a)} / [0.16203 \text{ (1)} + 0.12307 \text{ (2a)} + 0.12006$$

(**3**)] × 100

$$= [0.351 / 0.40516] \times 100$$

RME = 86.63%

4. Physical and spectral data of titled compounds (4a-z, 4a'-d')

9-Methoxy-7-*o*-tolyl-7*H*-chromeno[4,3-*b*]quinolin-6(12*H*)-one (**4a**): Yield 95%; Light yellow solid; mp 274-276 °C. ¹H-NMR (400 MHz, DMSO-*d*₆): δ 9.80 (s, 1H), 8.30 (dd, *J* = 1.1, 8.2 Hz, 1H), 7.63-7.59 (m, 1H), 7.46-7.42 (m, 1H), 7.35-7.28 (m, 2H), 7.09-7.04 (m, 2H), 7.69-6.96 (m, 2H), 6.79 (dd, *J* = 2.0, 9.3 Hz, 1H), 6.50 (d, *J* = 6.9 Hz, 1H), 5.43 (s, 1H), 3.63 (s, 3H), 2.63 (s, 3H); ¹³C NMR (100. MHz, DMSO-*d*₆) δ:160.5, 155.6, 152.1, 147.2, 143.8, 133.7, 131.6, 129.9, 128.8, 128.7, 126.5, 126.3, 125.9, 123.6, 122.6, 117.5, 116.8, 95.9, 55.1, 37.1, 19.7; HRMS (ESI, *m/z*): calcd for C₂₄H₁₉NO₃ (M+H⁺) 369.1365, found: 369.1361.

7-(3-Chlorophenyl)-9-fluoro-7*H*-chromeno[4,3-*b*]quinolin-6(12*H*)-one (**4b**): Yield 92%; White solid; mp 326-328 °C. ¹H-NMR (400 MHz, DMSO-*d*₆): δ 9.99 (s, 1H), 8.30 (d, *J* = 7.3 Hz, 1H), 7.64-7.60 (m, 1H), 7.44 (t, *J* = 7.3 Hz, 1H), 7.40-7.35 (m, 3H), 7.25-7.13 (m, 4H), 7.10-7.05 (m, 1H), 5.30 (s, 1H); ¹³C NMR (100. MHz, DMSO-*d*₆) δ:160.3, 158.5 (d, *J* = 238.2 Hz), 152.2, 149.1, 143.9, 133.0, 131.9, 130.4, 126.9, 126.4, 125.8, 125.4, 125.3, 123.7, 122.7, 118.0, 117.9, 116.9, 115.6, 115.4, 114.8, 114.6, 113.2, 94.6, 40.6 ; HRMS (ESI, *m/z*): calcd for C₂₂H₁₃ClFNO₂ (M+H⁺) 377.0619, found: 377.0612.

7-(4-Chlorophenyl)-8,10-dimethoxy-7*H*-chromeno[4,3-*b*]quinolin-6(12*H*)-one (**4c**): Yield 94%; Light yellow solid; mp 279-281 °C. ¹H-NMR (400 MHz, DMSO-*d*₆): δ 9.84 (s, 1H), 8.29 (d, *J* = 7.3 Hz, 1H), 7.61 (t, *J* = 6.9 Hz, 1H), 7.43 (t, *J* = 6.9 Hz, 1H), 7.35 (d, *J* = 7.7 Hz, 1H), 7.26-7.18 (m, 4H), 6.62 (d, *J* = 1.8 Hz, 1H), 6.24 (d, *J* = 1.8 Hz, 1H), 5.23 (s, 1H), 3.77 (s, 3H), 3.68 (s, 3H); ¹³C NMR (100. MHz, DMSO-*d*₆) δ:160.4, 159.7, 157.5, 152.1, 145.5, 143.6, 137.2, 131.7, 130.5, 129.2, 127.8, 123.7, 122.6, 116.8, 113.3, 104.6, 91.7, 94.1, 93.3, 55.5, 55.1, 34.7 ; HRMS (ESI, *m/z*): calcd for C₂₄H₁₈ClNO₄ (M+H⁺) 419.0924, found: 419.0928.

7-(2-Chlorophenyl)-9-methoxy-7*H*-chromeno[4,3-*b*]quinolin-6(12*H*)-one (**4d**): Yield 93%; Light yellow solid; mp 278-280 °C. ¹H-NMR (400 MHz, DMSO-*d*₆): δ 9.88 (s, 1H), 8.32 (d, *J* = 7.6 Hz, 1H), 7.64 (t, *J* = 6.9 Hz, 1H), 7.46 (t, *J* = 7.3 Hz, 1H), 7.40-7.36 (m, 2H), 7.29 (d, *J* = 8.0 Hz, 1H), 7.25-7.23 (m, 1H), 7.19-7.12 (m, 2H), 6.83 (dd, *J* = 2.1, 8.0 Hz, 1H), 6.75 (d, *J* = 6.9 Hz, 1H), 5.15 (s, 1H), 3.64 (s, 3H); ¹³C NMR (100. MHz, DMSO-*d*₆) δ:160.2,

155.6, 152.3, 145.2, 144.1, 131.8, 130.1, 129.3, 127.9, 127.8, 124.9, 123.7, 117.7, 116.1, 113.4, 113.2, 94.2, 55.1, 38.0; HRMS (ESI, m/z): calcd for C₂₃H₁₆ClNO₃ (M+H⁺) 389.0819, found: 389.0811.

9-Fluoro-7-*o*-tolyl-7*H*-chromeno[4,3-*b*]quinolin-6(12*H*)-one (**4e**): Yield 95%; White solid; mp 287-289 °C. ¹H-NMR (400 MHz, DMSO-*d*₆): δ 9.87 (s, 1H), 8.29 (d, *J* = 7.7 Hz, 1H), 7.60 (t, *J* = 6.9 Hz, 1H), 7.43 (t, *J* = 6.9 Hz, 1H), 7.37-7.31 (m, 2H), 7.10-6.97 (m, 5H), 6.74 (dd, *J* = 2.1, 8.2 Hz, 1H), 5.41 (s, 1H), 2.62 (s, 3H); ¹³C NMR (100. MHz, DMSO-*d*₆) δ: 160.3, 158.3 (d, *J* = 236.2 Hz), 146.9, 143.4, 133.8, 131.8, 129.9, 128.8, 126.8, 126.5, 126.1, 123.6, 122.6, 118.0, 117.9, 116.8, 115.1, 114.9, 114.4, 114.2, 113.2, 96.3, 37.0, 19.6; HRMS (ESI, m/z): calcd for C₂₃H₁₆FNO₂ (M+H⁺) 357.1165, found: 357.1160.

7-(3-Chlorophenyl)-9-methoxy-7*H*-chromeno[4,3-*b*]quinolin-6(12*H*)-one (**4f**): Yield 91%; Light yellow solid; mp 265-267 °C. ¹H-NMR (400 MHz, DMSO-*d*₆): δ 9.86 (s, 1H), 8.32 (d, *J* = 7.3 Hz, 1H), 7.63 (t, *J* = 7.2 Hz, 1H), 7.44 (t, *J* = 7.2 Hz, 1H), 7.39-7.22 (m, 4H), 7.15 (s, 2H), 6.81 (d, *J* = 8.0 Hz, 1H), 6.74 (s, 1H), 5.74 (s, 1H), 3.63 (s, 3H); ¹³C NMR (100. MHz, DMSO-*d*₆) δ: 160.2, 155.6, 152.3, 145.2, 144.1, 131.8, 130.1, 129.3, 127.9, 127.8, 124.9, 123.7, 117.7, 116.1, 113.4, 113.2, 94.2, 55.1, 38.0; HRMS (ESI, m/z): calcd for C₂₃H₁₆ClNO₃ (M+H⁺) 389.0819, found: 389.0824.

7-(3-Fluorophenyl)-9-methoxy-7*H*-chromeno[4,3-*b*]quinolin-6(12*H*)-one (**4g**) Yield 91%; Light yellow solid; mp 255-257 °C. ¹H-NMR (400 MHz, DMSO-*d*₆): δ 9.89 (s, 1H), 8.30 (d, *J* = 7.6 Hz, 1H), 7.63 (t, *J* = 7.3 Hz, 1H), 7.44 (t, *J* = 7.3 Hz, 1H), 7.37-7.24 (m, 3H), 7.07 (t, *J* = 7.3 Hz, 2H), 6.97-6.92 (m, 1H), 6.85-6.82 (m, 2H), 5.28 (s, 1H), 3.67 (s, 3H); ¹³C NMR (100. MHz, DMSO-*d*₆) δ: 160.3, 155.9, 152.2, 150.0, 143.7, 131.8, 130.2, 128.9, 124.8, 123.7, 123.1, 122.7, 117.5, 116.9, 114.1, 113.5, 113.4, 112.9, 94.2, 55.2, 40.9; HRMS (ESI, m/z): calcd for C₂₃H₁₆FNO₃ (M+H⁺) 373.1114, found: 373.1120.

9-Methoxy-7-(2-nitrophenyl)-7*H*-chromeno[4,3-*b*]quinolin-6(12*H*)-one (**4h**): Yield 93%; Yellow solid; mp 263-265 °C. ¹H-NMR (400 MHz, DMSO-*d*₆): δ 9.98 (s, 1H), 8.32 (d, *J* = 7.6 Hz, 1H), 8.11-8.10 (m, 1H), 8.00-7.97 (m, 1H), 7.71 (d, *J* = 8.0 Hz, 1H), 7.64-7.60 (m, 1H), 7.52 (t, *J* = 7.3 Hz, 1H), 7.44 (t, *J* = 7.3 Hz, 1H), 7.36-7.33 (m, 2H), 6.87-6.84 (m, 2H),

5.43 (s, 1H), 3.65 (s, 3H); ¹³C NMR (100. MHz, DMSO-*d*₆) δ:160.5, 156.0, 152.2, 149.2, 147.7, 143.8, 134.0, 131.9, 129.9, 128.9, 124.3, 123.7, 122.8, 121.6, 121.4, 117.7, 116.9, 114.2, 113.8, 113.3, 94.0, 55.2, 40.8; HRMS (ESI, m/z): calcd for C₂₃H₁₆N₂O₅ (M+H⁺) 400.1059, found: 400.1053.

7-(2-Bromophenyl)-9-methoxy-7*H*-chromeno[4,3-*b*]quinolin-6(12*H*)-one (**4i**): Yield 90%; Light yellow solid; mp 302-304 °C. ¹H-NMR (400 MHz, DMSO-*d*₆): δ 9.86 (s, 1H), 8.30 (d, *J* = 7.6 Hz, 1H), 7.59 (t, *J* = 7.2 Hz, 1H), 7.43-7.39 (m, 3H), 7.35-7.30 (m, 2H), 7.21 (d, *J* = 7.8 Hz, 2H), 6.84-6.79 (m, 2H), 5.24 (s, 1H), 3.69 (s, 3H); ¹³C NMR (100. MHz, DMSO-*d*₆) δ:160.4, 155.9, 152.2, 146.6, 143.6, 131.6, 131.1, 129.3, 128.9, 124.9, 123.6, 122.7, 119.3, 117.5, 116.8, 114.0, 113.4, 94.3, 55.2, 40.7; HRMS (ESI, m/z): calcd for C₂₃H₁₆BrNO₃ (M+H⁺) 434.2820, found: 434.2825.

9-Fluoro-7-(4-isopropylphenyl)-7*H*-chromeno[4,3-*b*]quinolin-6(12*H*)-one (**4j**): Yield 96%; White solid; mp 322-324 °C. ¹H-NMR (400 MHz, DMSO-*d*₆): δ 9.95 (s, 1H), 8.30 (d, *J* = 7.3 Hz, 1H), 7.66-7.61 (m, 1H), 7.45 (t, *J* = 7.3 Hz, 1H), 7.38-7.35 (m, 2H), 7.16-7.03 (m, 6H), 5.22 (s, 1H), 2.78-2.71 (m, 1H), 1.09 (d, *J* = 6.9 Hz, 6H); ¹³C NMR (100. MHz, DMSO-*d*₆) δ:160.3, 158.5 (d, *J* = 238.2 Hz), 152.2, 146.4, 144.3, 143.7, 131.8, 126.9, 126.3, 123.7, 122.7, 117.8, 116.9, 115.6, 115.3, 114.5, 114.2, 113.3, 95.4, 40.9, 32.9, 23.7 ; HRMS (ESI, m/z): calcd for C₂₅H₂₀FNO₂ (M+H⁺) 385.1478, found: 385.1472

9-Fluoro-7-(3,4,5-trimethoxyphenyl)-7*H*-chromeno[4,3-*b*]quinolin-6(12*H*)-one (**4k**): Yield 95%; White solid; mp 328-330 °C. ¹H-NMR (400 MHz, DMSO-*d*₆): δ 9.95 (s, 1H), 8.30 (dd, *J* = 1.0, 8.0 Hz, 1H), 7.65-7.61 (m, 1H), 7.46-7.42 (m, 1H), 7.38-7.35 (m, 2H), 7.20 (d, *J* = 8.2 Hz, 1H), 7.09-7.04 (m, 1H), 6.55 (s, 2H), 5.22 (s, 1H), 3.65 (s, 6H), 3.56 (s, 3H); ¹³C NMR (100. MHz, DMSO-*d*₆) δ:160.4 158.0 (d, *J* = 240.2 Hz), 152.8, 152.2, 143.7, 142.7, 136.2, 131.9, 131.8, 126.1, 123.7, 122.7, 117.8, 117.6, 116.8, 115.3, 114.5, 114.3, 113.3, 104.5, 95.1, 59.8. 55.8, 41.1; HRMS (ESI, m/z): calcd for C₂₅H₂₀FNO₅ (M+H⁺) 433.1326, found: 433.1319.

7-(4-Chlorophenyl)-9-methoxy-7*H*-chromeno[4,3-*b*]quinolin-6(12*H*)-one (**4l**):

Yield 93%; Light yellow solid; mp 274-276 °C. ¹H-NMR (400 MHz, DMSO-*d*₆): δ 9.85 (s, 1H), 8.29 (d, *J* = 7.7 Hz, 1H), 7.64-7.57 (m, 2H), 7.43-7.39 (m, 2H), 7.34-7.29 (m, 2H), 7.26 (br s, 2H), 6.83-6.78 (m, 2H), 5.24 (s, 1H), 3.65 (s, 3H); ¹³C NMR (100. MHz, DMSO-*d*₆) δ:160.4, 155.9, 152.2, 146.2, 143.6, 137.7, 130.8, 130.0, 128.9, 128.3, 124.9, 123.6, 122.7, 117.5, 116.8, 114.0, 113.4, 94.4, 55.2, 40.6; HRMS (ESI, *m/z*): calcd for C₂₃H₁₆ClNO₃ (M+H⁺) 389.0819, found: 389.0810.

7-(4-Ethoxyphenyl)-9-methoxy-7*H*-chromeno[4,3-*b*]quinolin-6(12*H*)-one (**4m**): Yield 96%; Light yellow solid; mp 265-267 °C. ¹H-NMR (400 MHz, DMSO-*d*₆): δ 9.81 (s, 1H), 8.29 (dd, *J* = 1.0, 8.0 Hz, 1H), 7.62-7.58 (m, 1H), 7.44-7.40 (m, 1H), 7.34 (d, *J* = 7.2 Hz, 1H), 7.29 (d, *J* = 7.7 Hz, 1H), 7.12 (d, *J* = 8.0 Hz, 2H), 6.82-6.78 (m, 2H), 6.74 (d, *J* = 8.1 Hz, 2H), 5.16 (s, 1H), 3.91-3.87 (q, 2H), 3.66 (s, 3H), 1.23 (t, *J* = 6.9 Hz, 3H); ¹³C NMR (100. MHz, DMSO-*d*₆) δ:160.4, 156.9, 155.8, 152.1, 143.3, 139.5, 131.5, 129.0, 128.0, 125.8, 123.6, 122.6, 117.2, 116.8, 114.1, 114.0, 113.5, 113.1, 95.1, 62.8, 55.1, 40.3, 14.5; HRMS (ESI, *m/z*): calcd for C₂₅H₂₁NO₄ (M+H⁺) 399.1471, found: 399.1465.

9-Methoxy-7-(4-methoxyphenyl)-7*H*-chromeno[4,3-*b*]quinolin-6(12*H*)-one (**4n**): Yield 95%; Light yellow solid; mp 279-281 °C. ¹H-NMR (400 MHz, DMSO-*d*₆): δ 9.82 (s, 1H), 8.29 (d, *J* = 7.3 Hz, 1H), 7.61 (t, *J* = 6.9 Hz, 1H), 7.43 (t, *J* = 7.3 Hz, 1H), 7.34 (d, *J* = 8.0 Hz, 1H), 7.29 (d, *J* = 7.9 Hz, 1H), 7.14 (d, *J* = 7.7 Hz, 2H), 6.83-6.75 (m, 4H), 5.16 (s, 1H), 3.66 (s, 3H), 3.64 (s, 3H); ¹³C NMR (100. MHz, DMSO-*d*₆) δ:160.5, 155.8, 155.7, 152.2, 143.2, 138.0, 131.5, 129.0, 128.0, 123.6, 122.7, 117.2, 116.8, 115.0, 113.7, 95.3, 55.2, 54.9, 40.3; HRMS (ESI, *m/z*): calcd for C₂₄H₁₉NO₄ (M+H⁺) 385.1314, found: 385.1311.

7-(4-Chlorophenyl)-9-fluoro-7*H*-chromeno[4,3-*b*]quinolin-6(12*H*)-one (**4o**): Yield 94%; White solid; mp 273-275 °C. ¹H-NMR (400 MHz, DMSO-*d*₆): δ 9.98 (s, 1H), 8.31 (d, *J* = 7.7 Hz, 1H), 7.84-7.82 (m, 1H), 7.69-7.63 (m, 1H), 7.54-7.46 (m, 2H), 7.40-7.35 (m, 2H), 7.28 (br s, 2H), 7.14-7.05 (m, 2H), 5.30 (s, 1H); ¹³C NMR (100. MHz, DMSO-*d*₆) δ:160.3, 15.3 (d, *J* = 236.2 Hz), 146.9, 143.4, 133.8, 131.8, 129.9, 128.8, 126.8, 126.5, 126.1, 123.6, 122.6, 118.0, 117.9, 116.8, 115.1, 114.9, 114.4, 114.2, 113.2, 94.6, 41.2; HRMS (ESI, *m/z*): calcd for C₂₂H₁₃ClFNO₂ (M+H⁺) 377.0619, found: 377.0612.

9-Fluoro-7-(4-nitrophenyl)-7*H*-chromeno[4,3-*b*]quinolin-6(12*H*)-one (**4p**): Yield 92%; White solid; mp 280-282 °C. ¹H-NMR (400 MHz, DMSO-*d*₆): δ 10.05 (s, 1H), 8.30 (d, *J* = 7.3 Hz, 1H), 8.11 (d, *J* = 8.2 Hz, 2H), 7.67-7.63 (m, 1H), 7.55 (d, *J* = 8.1 Hz, 2H), 7.48-7.36 (m, 3H), 7.15-7.07 (m, 2H), 5.46 (s, 1H); ¹³C NMR (100. MHz, DMSO-*d*₆) δ:160.3, 158.3 (d, *J* = 240.2 Hz), 153.8, 152.3, 146.1, 144.0, 132.0, 131.9, 128.4, 123.7, 122.8, 118.2, 118.1, 116.9, 115.5, 115.1, 114.8, 113.1, 94.2, 40.8; HRMS (ESI, *m/z*): calcd for C₂₂H₁₃FN₂O₄ (M+H⁺) 388.0859, found: 388.0853.

9-Methoxy-7-(3,4,5-trimethoxyphenyl)-7*H*-chromeno[4,3-*b*]quinolin-6(12*H*)-one (**4q**): Yield 96%; Light yellow solid; mp 278-280 °C. ¹H-NMR (400 MHz, DMSO-*d*₆): δ 9.86 (s, 1H), 8.30 (d, *J* = 7.3 Hz, 1H), 7.65-7.60 (m, 1H), 7.44 (t, *J* = 7.3 Hz, 1H), 7.37 (d, *J* = 8.0 Hz, 1H), 7.29 (d, *J* = 8.0 Hz, 1H), 6.91 (d, *J* = 6.9 Hz, 1H), 6.83 (dd, *J* = 2.1, 8.2 Hz, 1H), 6.54 (s, 2H), 5.19 (s, 1H), 3.68 (s, 3H), 3.63 (s, 6H), 3.56 (s, 3H); ¹³C NMR (100. MHz, DMSO-*d*₆) δ:160.5, 155.8, 152.7, 152.2, 143.6, 143.0, 136.1, 131.6, 128.9, 125.3, 123.6, 122.6, 117.3, 116.8, 114.1, 104.5, 94.6, 59.8, 55.7, 55.2, 41.3; HRMS (ESI, *m/z*): calcd for C₂₆H₂₃NO₆ (M+H⁺) 445.1525, found: 445.1518.

7-(*o*-Tolyl)-9,10,11,13-tetrahydrochromeno[4,3-*b*]cyclopenta[*g*]quinolin-6(7*H*)-one (**4r**): Yield 94%; White solid; mp 271-273 °C. ¹H-NMR (400 MHz, DMSO-*d*₆): δ 9.72 (s, 1H), 8.32 (d, *J* = 8.0 Hz, 1H), 7.61 (t, *J* = 7.3 Hz, 1H), 7.44 (t, *J* = 6.9 Hz, 1H), 7.33 (d, *J* = 8.0 Hz, 1H), 7.18 (s, 1H), 7.18-7.03 (m, 2H), 6.95 (d, *J* = 8.0 Hz, 2H), 6.82 (s, 1H), 5.38 (s, 1H), 2.78 (t, *J* = 7.3 Hz, 2H), 2.74-2.68 (m, 2H), 2.62 (s, 3H), 1.93-1.86 (m, 2H); ¹³C NMR (100. MHz, DMSO-*d*₆) δ:160.5, 152.3, 147.8, 142.9, 139.3, 133.6, 130.1, 128.8, 125.6, 124.3, 123.1, 122.5, 116.8, 113.4,112.3, 97.0, 36.9, 32.1, 31.7, 25.1, 19.7; HRMS (ESI, *m/z*): calcd for C₂₆H₂₁NO₂ (M+H⁺) 379.1572, found: 379.1565.

7-(4-Methoxyphenyl)-9-nitro-7*H*-chromeno[4,3-*b*]quinolin-6(12*H*)-one (**4s**): Yield 92%; Yellow solid; mp 246-248 °C. ¹H-NMR (400 MHz, DMSO-*d*₆): δ 9.93 (s, 1H), 8.31 (d, *J* = 7.7 Hz, 1H), 8.09 (d, *J* = 8.0 Hz, 2H), 7.69-7.60 (m, 2H), 7.53 (d, *J* = 8.2 Hz, 2H), 7.47-7.31 (m, 3H), 6.85-6.82 (m, 1H), 5.42 (s, 1H), 3.65 (s, 3H); ¹³C NMR (100. MHz, DMSO-*d*₆) δ:160.5, 156.0, 154.4, 152.3, 151.7, 147.2, 146.0, 143.9, 136.3, 131.9, 129.6, 128.4, 123.7,

123.4, 117.9, 116.8, 114.2, 93.7, 55.2, 41.1; HRMS (ESI, m/z): calcd for C₂₃H₁₆N₂O₅ (M+H⁺) 400.1059, found: 400.1053.

4-(7,12-Dihydro-9-methoxy-6-oxo-6*H*-chromeno[4,3-*b*]quinolin-7-yl)benzotrile (**4t**): Yield 93%; Light yellow solid; mp 301-303 °C. ¹H-NMR (400 MHz, DMSO-*d*₆): δ 9.92 (s, 1H), 8.31 (d, *J* = 7.7 Hz, 1H), 7.69 (d, *J* = 8.2 Hz, 2H), 7.61 (t, *J* = 6.9 Hz, 1H), 7.47-7.41 (m, 3H), 7.33 (t, *J* = 7.4 Hz, 2H), 6.85-6.81 (m, 2H), 5.35 (s, 1H), 3.65 (s, 3H); ¹³C NMR (100. MHz, DMSO-*d*₆) δ:160.4, 155.9, 152.4, 152.2, 143.9, 132.4, 131.8, 128.9, 128.2, 124.2, 123.7, 122.8, 118.8, 117.6, 116.9, 114.2, 113.7, 113.3, 109.1, 93.8, 55.2, 41.3; HRMS (ESI, m/z): calcd for C₂₄H₁₆N₂O₃ (M+H⁺) 380.1161, found: 380.1155.

7-(3-Bromophenyl)-9,10,11,13-tetrahydrochromeno[4,3-*b*]cyclopenta[*g*]quinolin-6(7*H*)-one (**4u**): Yield 92%; Light yellow solid; mp 281-283 °C. ¹H-NMR (400 MHz, DMSO-*d*₆): δ 9.82 (s, 1H), 8.32 (dd, *J* = 1.0, 8.0 Hz, 1H), 7.65-7.61 (m, 1H), 7.46-7.42 (m, 2H), 7.37-7.35 (m, 1H), 7.31-7.28 (m, 1H), 7.22-7.16 (m, 3H), 7.05 (s, 1H), 5.21 (s, 1H), 2.81 (t, *J* = 7.3 Hz, 2H), 2.76-2.68 (m, 2H), 1.99-1.92 (m, 2H); ¹³C NMR (100. MHz, DMSO-*d*₆) δ:160.5, 152.5, 150.3, 143.9, 143.5, 139.8, 134.2, 132.0, 129.9, 129.1, 126.3, 124.8, 122.9, 121.6, 116.9, 113.4, 112.2, 95.2, 41.2, 32.1, 31.7, 25.1; HRMS (ESI, m/z): calcd for C₂₅H₁₈BrNO₂ (M+H⁺) 444.3199, found: 444.3192.

7-(3-Methoxyphenyl)-9,10,11,13-tetrahydrochromeno[4,3-*b*]cyclopenta[*g*]quinolin-6(7*H*)-one (**4v**): Yield 94%; White solid; mp 263-265 °C. ¹H-NMR (400 MHz, DMSO-*d*₆): δ 9.79 (s, 1H), 8.32 (dd, *J* = 1.1, 8.0 Hz, 1H), 7.64-7.60 (m, 1H), 7.46-7.43 (m, 1H), 7.35 (d, *J* = 8.0 Hz, 1H), 7.20 (s, 1H), 7.10 (t, *J* = 7.3 Hz, 1H), 7.07 (s, 1H), 6.79 (s, 1H), 6.75 (d, *J* = 6.9 Hz, 1H), 6.68 (dd, *J* = 2.1, 8.2 Hz, 1H), 5.14 (s, 1H), 3.65 (s, 3H), 2.81 (t, *J* = 7.3 Hz, 2H), 2.77-2.68 (m, 2H), 1.98-1.93 (m, 2H); ¹³C NMR (100. MHz, DMSO-*d*₆) δ:160.6, 159.3, 152.9, 149.5, 143.9, 139.3, 133.7, 131.9, 129.3, 124.7, 123.7, 122.8, 122.2, 119.6, 116.8, 113.5, 113.4, 112.0, 110.6, 95.6, 54.9, 41.2, 32.1, 31.8, 25.3; HRMS (ESI, m/z): calcd for C₂₆H₂₁NO₃ (M+H⁺) 395.1521, found: 395.1515.

7-(3-Bromophenyl)-9-methoxy-7*H*-chromeno[4,3-*b*]quinolin-6(12*H*)-one (**4w**): Yield 92%; Light yellow solid; mp 260-262 °C. ¹H-NMR (400 MHz, DMSO-*d*₆): δ 9.90 (s, 1H), 8.30 (d,

$J = 7.3$ Hz, 1H), 7.63 (t, $J = 7.2$ Hz, 1H), 7.46-7.42 (m, 2H), 7.36 (d, $J = 6.9$ Hz, 1H), 7.31 (d, $J = 8.0$ Hz, 2H), 7.23-7.18 (m, 2H), 6.85 (s, 2H), 5.26 (s, 1H), 3.67 (s, 3H); ^{13}C NMR (100. MHz, DMSO- d_6) δ : 160.4, 155.9, 152.2, 149.8, 143.7, 137.7, 131.8, 130.7, 129.7, 129.1, 126.2, 124.7, 123.7, 122.7, 117.5, 116.9, 114.2, 113.5, 94.2, 55.2, 40.8; HRMS (ESI, m/z): calcd for $\text{C}_{23}\text{H}_{16}\text{BrNO}_3$ ($\text{M}+\text{H}^+$) 434.2820, found: 434.2814.

9-Methoxy-7-(4-nitrophenyl)-7*H*-chromeno[4,3-*b*]quinolin-6(12*H*)-one (**4x**): Yield 92%; Yellow solid; mp 266-268 °C. ^1H -NMR (400 MHz, DMSO- d_6): δ 9.94 (s, 1H), 8.23 (br s, 1H), 8.09 (d, $J = 8.2$ Hz, 2H), 7.63-7.34 (m, 6H), 6.83 (br s, 2H), 5.42 (s, 1H), 3.66 (s, 3H); ^{13}C NMR (100. MHz, DMSO- d_6) δ : 160.2, 155.6, 152.3, 145.2, 144.1, 131.8, 130.1, 129.3, 127.9, 127.8, 124.9, 123.7, 122.8, 117.7, 116.9, 113.4, 113.2, 94.2, 55.1, 38.2; HRMS (ESI, m/z): calcd for $\text{C}_{23}\text{H}_{16}\text{N}_2\text{O}_5$ ($\text{M}+\text{H}^+$) 400.1059, found: 400.1051.

7-(3,4,5-Trimethoxyphenyl)-9,10,11,13-tetrahydrochromeno[4,3-*b*]cyclopenta[*g*]quinolin-6(7*H*)-one (**4y**): Yield 96%; White solid; mp 330-332 °C. ^1H -NMR (400 MHz, DMSO- d_6): δ 9.80 (s, 1H), 8.31 (d, $J = 7.3$ Hz, 1H), 7.63 (d, $J = 7.3$ Hz, 1H), 7.44 (t, $J = 7.3$ Hz, 1H), 7.30 (d, $J = 7.9$ Hz, 1H), 7.20 (s, 1H), 7.12 (s, 1H), 6.52 (s, 2H), 5.13 (s, 1H), 3.63 (s, 6H), 3.55 (s, 3H), 2.81 (t, $J = 7.3$ Hz, 2H), 2.75 (t, $J = 7.3$ Hz, 2H), 2.00-1.93 (m, 2H); ^{13}C NMR (100. MHz, DMSO- d_6) δ : 160.5, 152.7, 151.1, 143.6, 143.0, 139.2, 136.2, 133.7, 131.6, 124.6, 123.7, 122.7, 116.8, 113.5, 112.0, 104.5, 96.1, 59.8, 55.7, 41.4, 32.0, 31.7, 25.1; HRMS (ESI, m/z): calcd for $\text{C}_{28}\text{H}_{25}\text{NO}_5$ ($\text{M}+\text{H}^+$) 455.1733, found: 455.1727.

7-(4-Chlorophenyl)-9,10,11,13-tetrahydrochromeno[4,3-*b*]cyclopenta[*g*]quinolin-6(7*H*)-one (**4z**): Yield 92%; White solid; mp 241-243 °C. ^1H -NMR (400 MHz, DMSO- d_6): δ 9.81 (s, 1H), 8.33 (d, $J = 7.7$ Hz, 1H), 7.65-7.61 (m, 1H), 7.46-7.43 (m, 1H), 7.36 (d, $J = 8.1$ Hz, 1H), 7.26-7.23 (m, 5H), 7.03 (s, 1H), 5.21 (s, 1H), 2.85-2.79 (m, 2H), 2.73-2.66 (m, 2H), 1.98-1.94 (m, 2H); ^{13}C NMR (100. MHz, DMSO- d_6) δ : 160.5, 152.2, 146.7, 143.2, 139.4, 133.6, 131.7, 128.9, 128.2, 124.7, 123.7, 122.7, 121.8, 116.8, 112.1, 95.5, 40.6, 32.1, 31.6, 25.1; HRMS (ESI, m/z): calcd for $\text{C}_{25}\text{H}_{18}\text{ClNO}_2$ ($\text{M}+\text{H}^+$) 399.1026, found: 399.1031.

7-(Thiophen-2-yl)-9,10,11,13-tetrahydrochromeno[4,3-*b*]cyclopenta[*g*]quinolin-6(7*H*)-one (**4a'**): Yield 90%; White solid; mp 280-282 °C. ^1H -NMR (400 MHz, DMSO- d_6): δ 9.89 (s,

1H), 8.30 (dd, $J = 1.1, 8.0$ Hz, 1H), 7.66-7.61 (m, 1H), 7.45-7.41 (m, 1H), 7.38 (d, $J = 8.2$ Hz, 1H), 7.20-7.16 (m, 3H), 6.83-6.79 (m, 2H), 5.49 (s, 1H), 2.85-2.75 (m, 4H), 2.00-1.94 (m, 2H); ^{13}C NMR (100. MHz, $\text{DMSO-}d_6$) δ :160.4, 152.2, 151.5, 143.5, 139.5, 133.7, 131.8, 126.6, 124.7, 124.1, 123.8, 123.1, 122.0, 116.9, 113.6, 112.0, 95.5, 36.1, 32.1, 31.7, 25.2; HRMS (ESI, m/z): calcd for $\text{C}_{23}\text{H}_{17}\text{NO}_2\text{S}$ ($\text{M}+\text{H}^+$) 371.098, found: 371.091.

7-(4-Hydroxyphenyl)-9-methoxy-7H-chromeno[4,3-*b*]quinolin-6(12*H*)-one (**4b'**): Yield 92%; Yellow solid; mp 295-297 °C. $^1\text{H-NMR}$ (400 MHz, $\text{DMSO-}d_6$): δ 9.77 (s, 1H), 9.18 (s, 1H), 8.28 (d, $J = 7.3$ Hz, 1H), 7.60 (t, $J = 6.9$ Hz, 1H), 7.42 (t, $J = 6.9$ Hz, 1H), 7.35 (d, $J = 7.2$ Hz, 1H), 7.26 (d, $J = 6.9$ Hz, 1H), 7.01 (d, $J = 8.0$ Hz, 2H), 6.80-6.77 (m, 2H), 6.59 (d, $J = 8.0$ Hz, 2H), 5.10 (s, 1H), 3.66 (s, 3H); ^{13}C NMR (100. MHz, $\text{DMSO-}d_6$) δ :160.5, 155.8, 152.2, 143.3, 138.1, 131.6, 129.0, 128.1, 127.9, 126.1, 117.3, 115.0, 114.0, 113.6, 113.0, 95.3, 55.2, 40.2; HRMS (ESI, m/z): calcd for $\text{C}_{23}\text{H}_{17}\text{NO}_4$ ($\text{M}+\text{H}^+$) 371.1158, found: 371.1153.

7-(4-Ethoxyphenyl)-7H-chromeno[4,3-*b*]quinolin-6(12*H*)-one (**4c'**): Yield 95%; White solid; mp 258-260 °C. $^1\text{H-NMR}$ (400 MHz, $\text{DMSO-}d_6$): δ 9.88 (s, 1H), 8.34 (d, $J = 7.3$ Hz, 1H), 7.64 (t, $J = 7.2$ Hz, 1H), 7.45 (t, $J = 6.9$ Hz, 1H), 7.39-7.33 (m, 2H), 7.21-7.16 (m, 2H), 7.11 (d, $J = 8.1$ Hz, 2H), 6.98 (d, $J = 6.9$ Hz, 1H), 6.74 (d, $J = 8.1$ Hz, 2H), 5.17 (s, 1H), 3.90-3.87 (q, 2H), 1.24 (t, $J = 6.9$ Hz, 3H); ^{13}C NMR (100. MHz, $\text{DMSO-}d_6$) δ :167.4, 159.6, 157.4, 148.6, 137.2, 136.3, 132.1, 131.6, 129.2, 128.1, 126.0, 123.7, 122.7, 121.6, 119.5, 117.7, 114.4, 96.2, 62.8, 40.1, 14.6; HRMS (ESI, m/z): calcd for $\text{C}_{24}\text{H}_{19}\text{NO}_3$ ($\text{M}+\text{H}^+$) 369.1365, found: 369.1359.

7-(3,4,5-Trimethoxyphenyl)-7H-chromeno[4,3-*b*]quinolin-6(12*H*)-one (**4d'**): Yield 96%; White solid; mp 337-339 °C. $^1\text{H-NMR}$ (400 MHz, $\text{DMSO-}d_6$): δ 9.90 (s, 1H), 8.42 (dd, $J = 1.0, 8.0$ Hz, 1H), 7.66-7.62 (m, 1H), 7.47-7.43 (m, 1H), 7.40-7.34 (m, 2H), 7.30 (t, $J = 8.0$ Hz, 1H), 7.23-7.19 (m, 1H), 7.03-6.99 (m, 1H), 6.52 (s, 2H), 5.21 (s, 1H), 3.63 (s, 6H), 3.56 (s, 3H); ^{13}C NMR (100. MHz, $\text{DMSO-}d_6$) δ :160.5, 152.7, 152.3, 143.8, 143.3, 136.0, 135.4, 131.9, 129.5, 127.4, 124.1, 123.8, 123.7, 122.9, 116.8, 116.3, 113.4, 104.4, 96.1, 59.9, 55.8, 41.6; HRMS (ESI, m/z): calcd for $\text{C}_{25}\text{H}_{21}\text{NO}_5$ ($\text{M}+\text{H}^+$) 415.1419, found: 415.1413.

