

## Supplementary information

### Organosoluble and high $T_g$ polyimides from asymmetric diamines containing *N*-amino and *N*-aminophenyl naphthalimide moieties

Figure S1:  $^{13}\text{C}$  NMR spectra of diamines **3** and **4**

Figure S2: FTIR spectra of diamines **3** and **4**

Figure S3: UV–Vis absorption spectra for diamines **3** and **4** in NMP ( $1 \times 10^{-5} \text{ mol L}^{-1}$ ) at room temperature

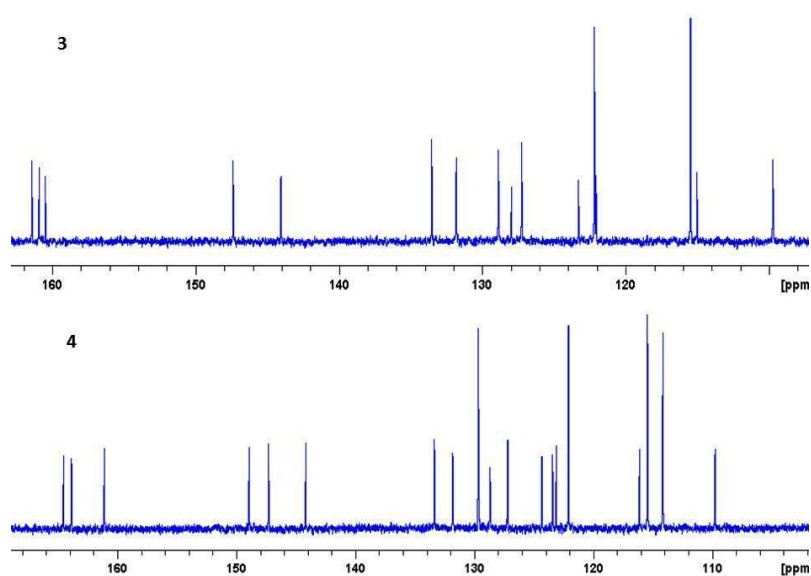


Figure S1:  $^{13}\text{C}$  NMR spectra of diamines **3** and **4**

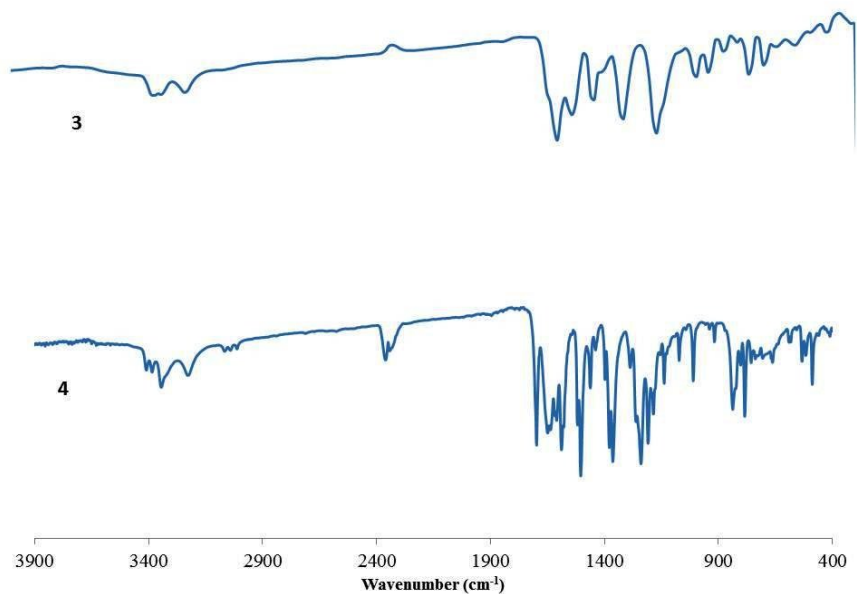


Figure S2: FTIR spectra of diamines **3** and **4**

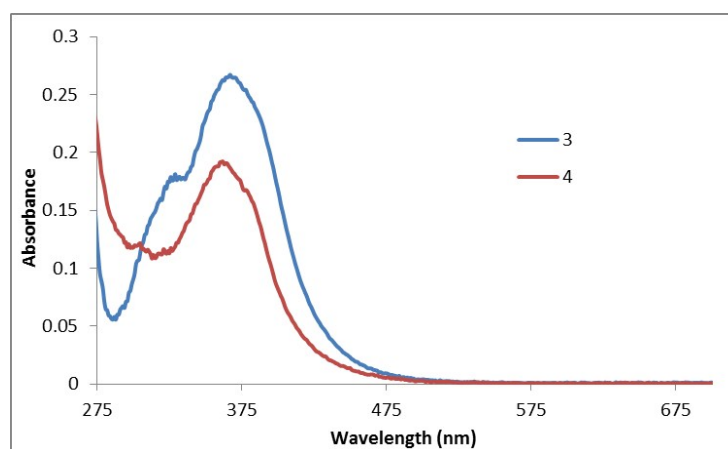


Figure S3: UV-Vis absorption spectra for diamines **3** and **4** in NMP ( $1 \times 10^{-5} \text{ mol L}^{-1}$ )