

Electronic Supplementary Material (ESI) for RSC Advances.
This journal is © The Royal Society of Chemistry 2016

Supporting Information

Synthesis, characterization and biological evaluation of a novel biscarboxymethyl-modified tetraphenylchlorin compound for photodynamic therapy

Pingyong Liao^a, Xianghua Zhang^b, Lijun Zhang^a, Xinrong Wang^a, Wei Zhu^a, Jingjian Sun^b, Yijia Yan^c, Lixin Zhang^c, Na Chen^c and Zhilong Chen^{a*}

^a Department of pharmaceutical Science & Technology, College of Chemistry and Biology, Donghua University, Shanghai 201620, P. R. China

^b Eastern Hepatobiliary Surgery Hospital, Second Military Medical University, Shanghai 200433, China

^c Shanghai Xianhui Pharmaceutical Co. Ltd., Shanghai 200433, China

* Corresponding author: Zhi-Long Chen, Tel/Fax: 86-21-67792654. E-mail: zlchen1967@qq.com

Table of contents

¹ HNMR spectrum of compound 2	S1
MS (MALDI-TOF) spectrum of compound 2	S2
¹ HNMR spectrum of compound 3	S3
MS (MALDI-TOF) spectrum of compound 3	S4
¹ HNMR spectrum of BCTC	S5
¹³ CNMR spectrum of BCTC	S6
MS (ESI) spectrum of BCTC	S7
HRMS (ESI) spectrum of BCTC	S8
Images of mice bearing Eca-109 tumors before and following PDT at each time point.....	S9

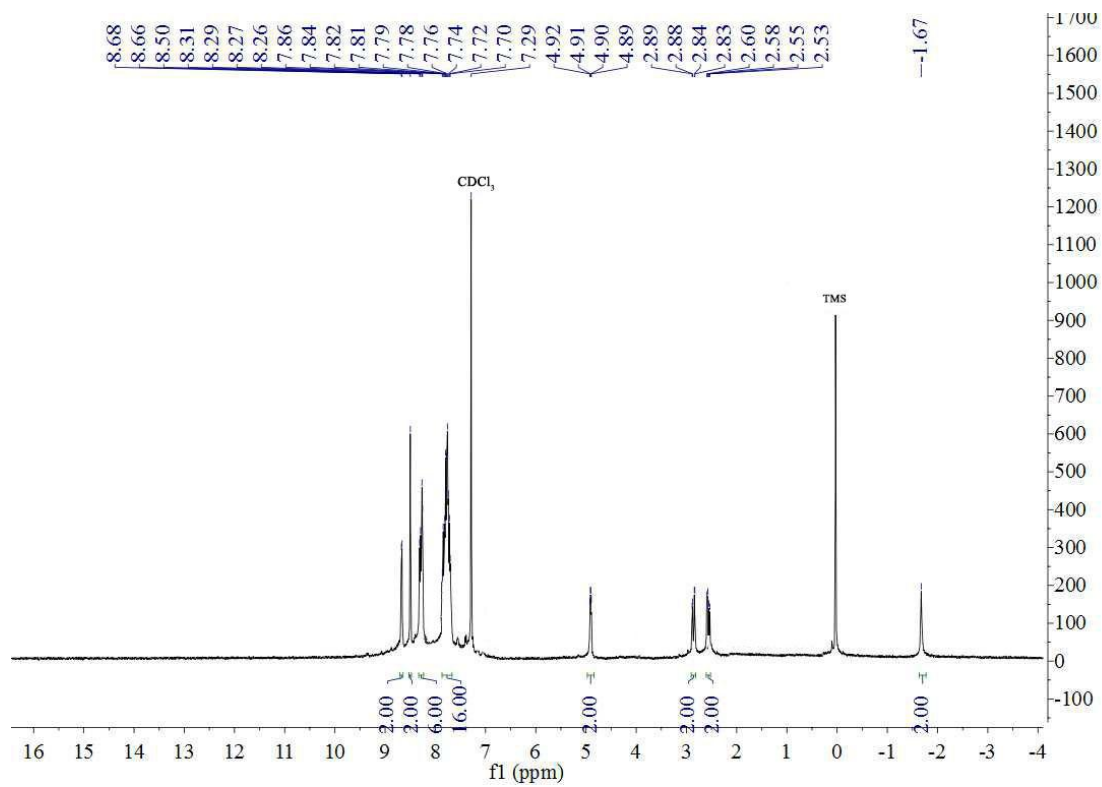


Figure S1. ¹H NMR of compound 2 in CDCl₃

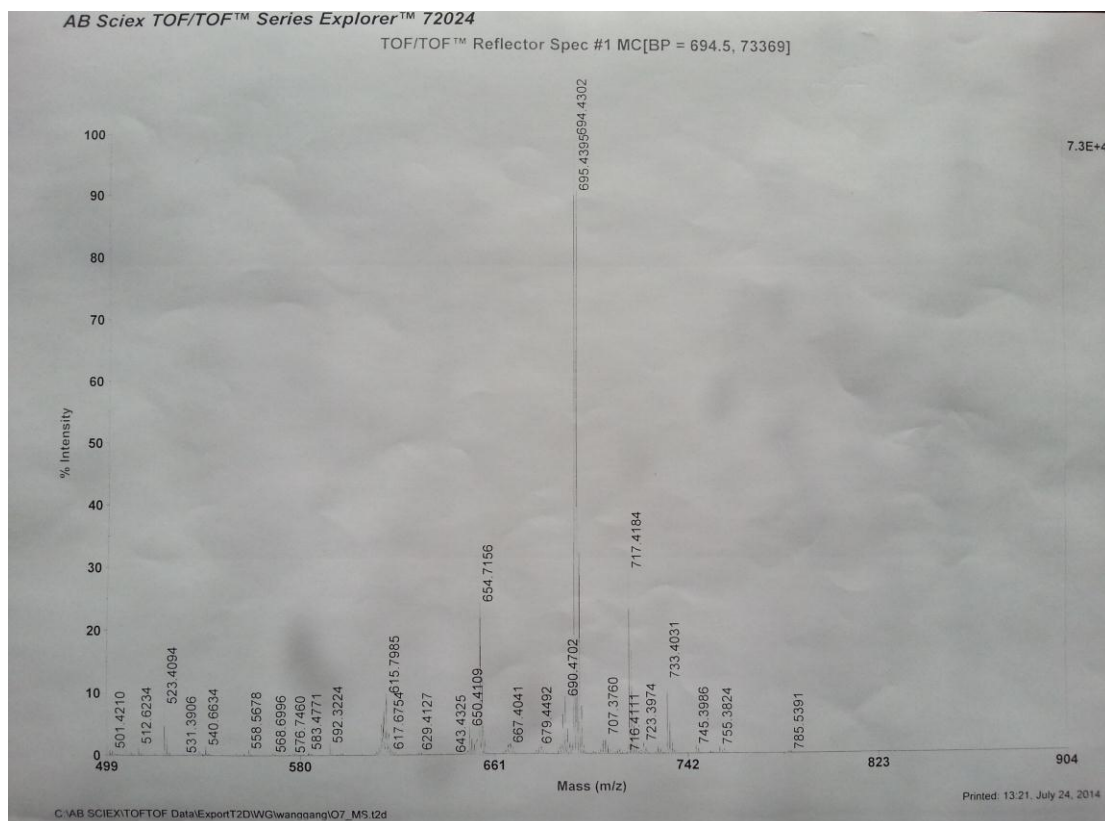


Figure S2. Ms (MALDI-TOF) of compound 2

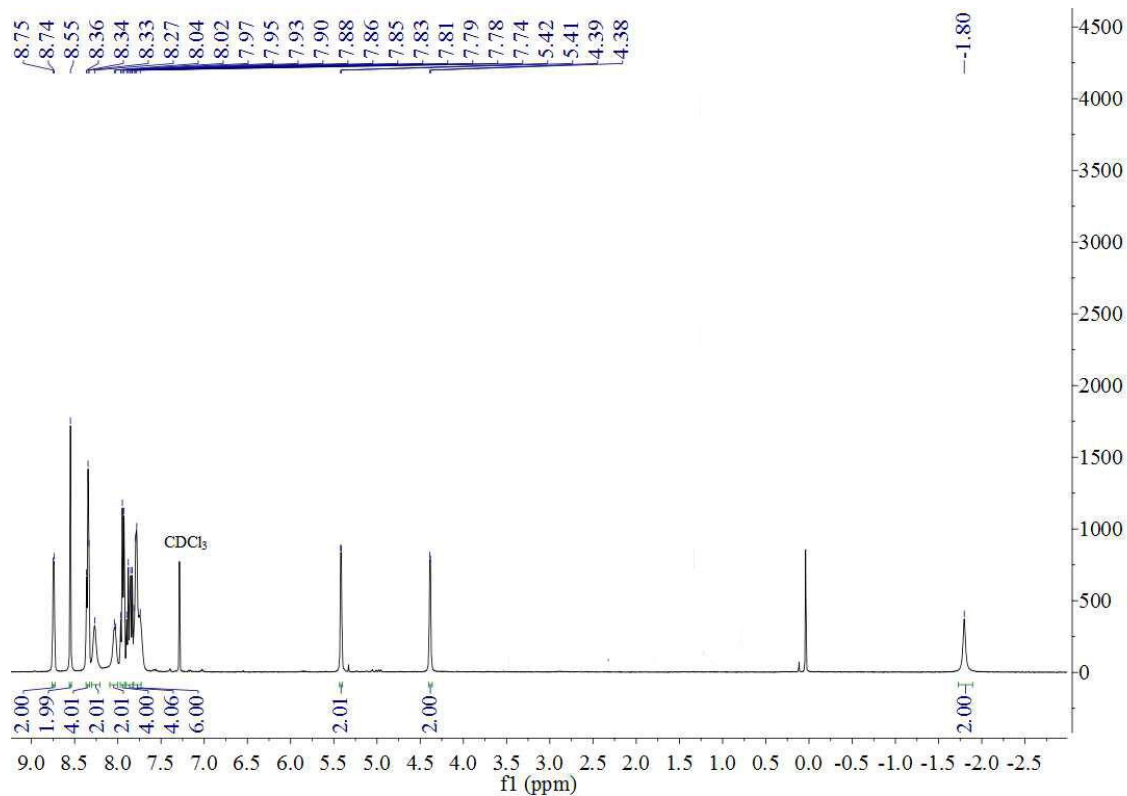


Figure S3. ^1H NMR of compound 3 in CDCl_3

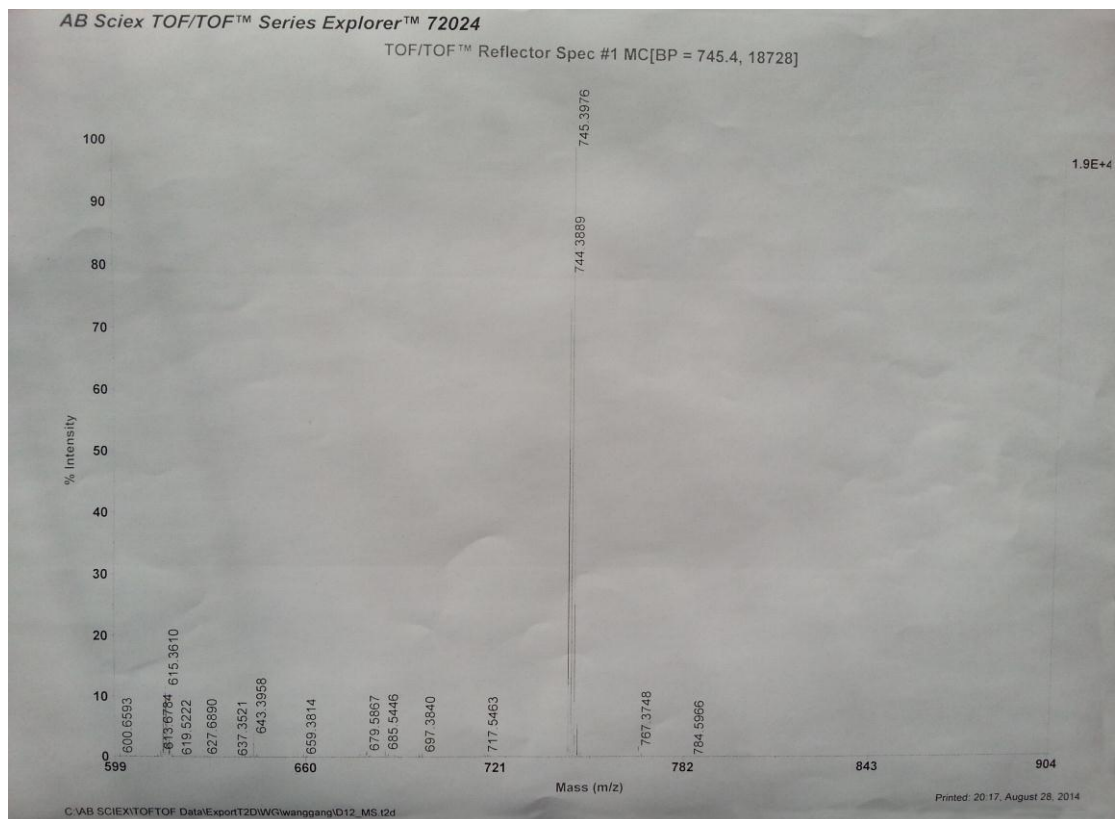


Figure S4. Ms (MALDI-TOF) of compound 3

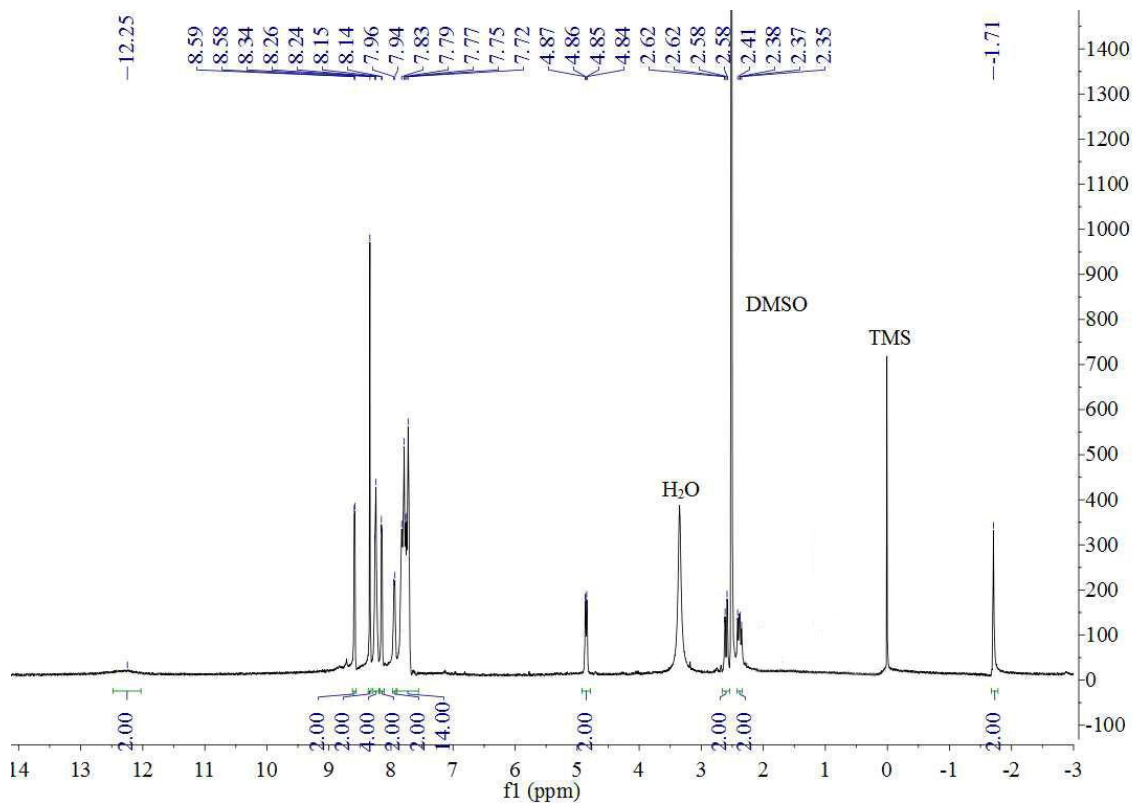


Figure S5. ^1H NMR of BCTC in $\text{DMSO-}d_6$

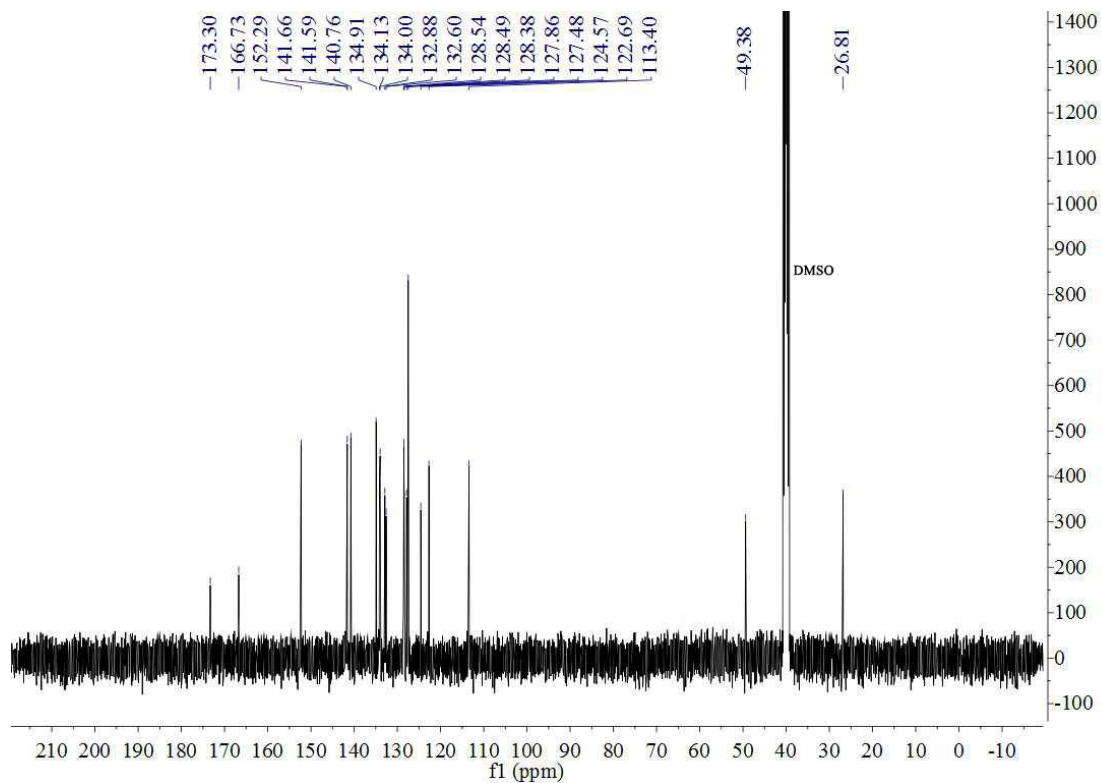


Figure S6. ^{13}C NMR of BCTC in $\text{DMSO-}d_6$

Display Report

Analysis Info

Analysis Name D:\Data\zjf\2015\20150413_000006.d
Method XMASS_Method
Sample Name 732
Comment

Acquisition Date 4/13/2015 10:15:19 AM

Operator FTMS_USER
Instrument apex-III

Acquisition Parameter

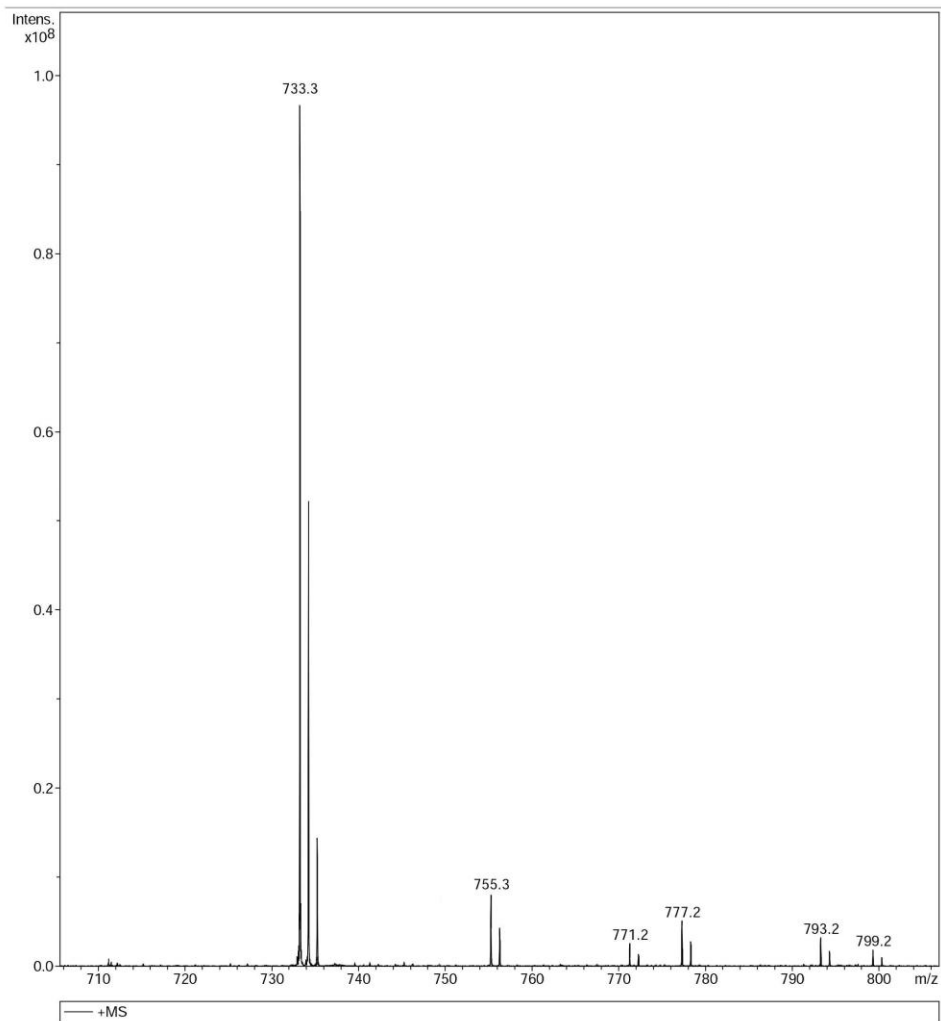


Figure S7. MS (ESI) of BCTC

National Center for Organic Mass Spectrometry
Shanghai Institute of Organic Chemistry
Chinese Academy of Sciences
High Resolution MS Data Report



Instrument



Bruker Daltonics, Inc. APEXIII 7.0 TESLA FTMS

Card Serial Number F150327
Analysis Name D:\Data\zjf\2015\20150413_000006.d
Sample Name 732
Acquisition Date 4/13/2015 10:15:19 AM
Operator: zjf
Ionization Mode ESI-Positive
Ion Mass (Measured) 733.2820

Sum Formula	Sigma	m/z	Err [ppm]	Mean Err [ppm]	Err [mDa]	rdb	N Rule	e ⁻
C 48 H 37 N 4 O 4	0.002	733.2809	-1.39	-1.45	-1.02	32.50	ok	even
C 50 H 39 N 1 O 5	0.008	733.2823	0.44	0.47	0.32	32.00	ok	odd
C 47 H 41 O 8	0.013	733.2796	-3.22	-3.16	-2.36	27.50	ok	even

Figure S8. HRMS (ESI) of BCTC

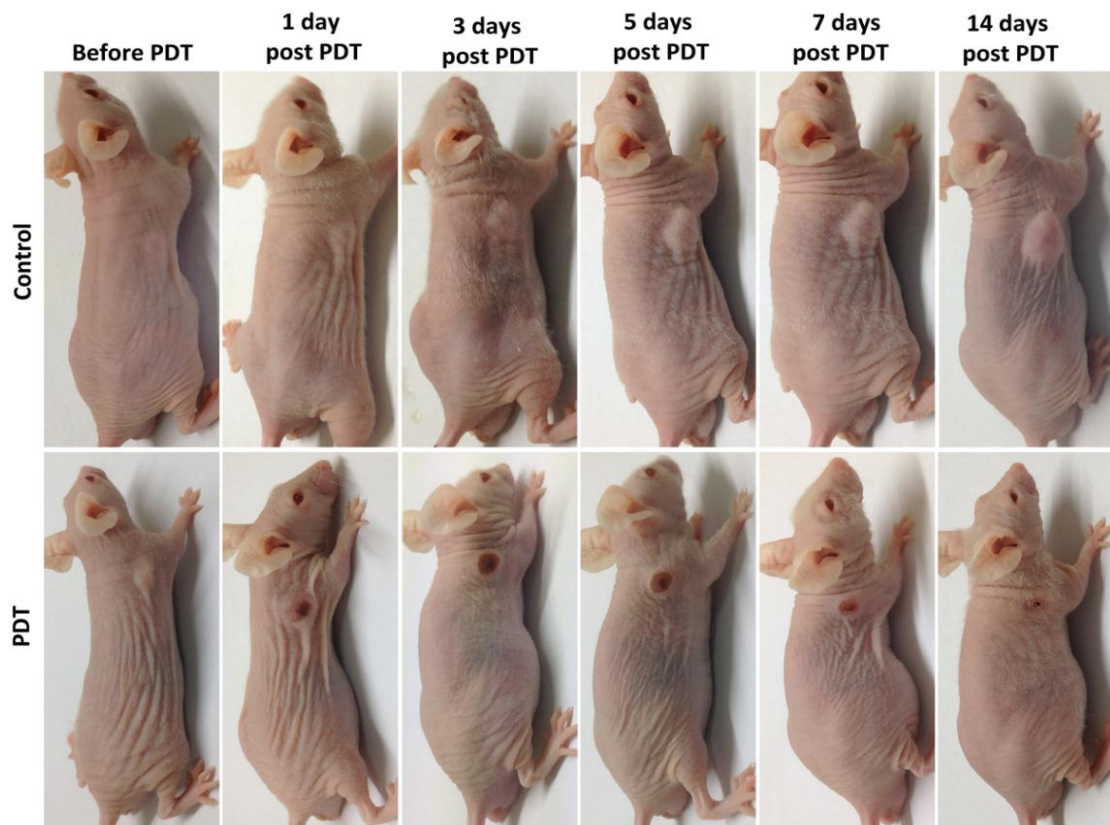


Figure S9. Efficacy of BTC against esophageal cancer in nude mice bearing Eca-109 tumors. Images of mice bearing Eca-109 tumors before and following PDT at each time point.