

Evolution of Reaction Mechanism During MTH Induction Period over the 2-Dimensional FER Zeolite

*Liang Qi^{ac}, Jinzhe Li^a, Lei Xu^{*a} and Zhongmin Liu^{*a}*

^aNational Engineering Laboratory for Methanol to Olefins, Dalian National Laboratory for Clean Energy, iChEM (Collaborative Innovation Center of Chemistry for Energy Materials), Dalian Institute of Chemical Physics, Chinese Academy of Sciences, Dalian 116023, People's Republic of China;

^bDalian National Laboratory for Clean Energy, Dalian Institute of Chemical Physics, Chinese Academy of Sciences, Dalian 116023, P. R. China

^cUniversity of Chinese Academy of Sciences, Beijing 100049, People's Republic of China

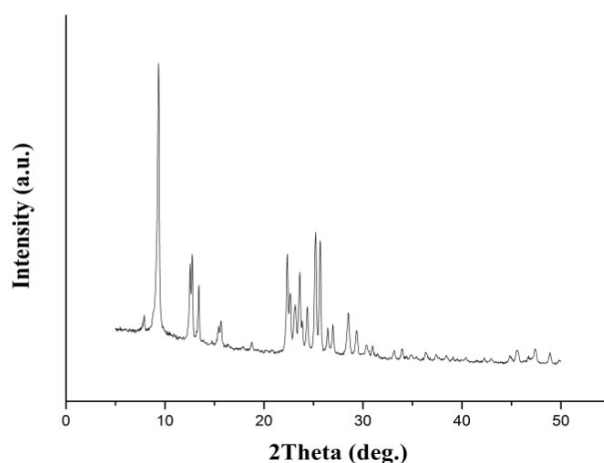


Figure S1. XRD pattern of the HZSM-35 sample.




Figure S2. SEM images of the HZSM-35 sample.

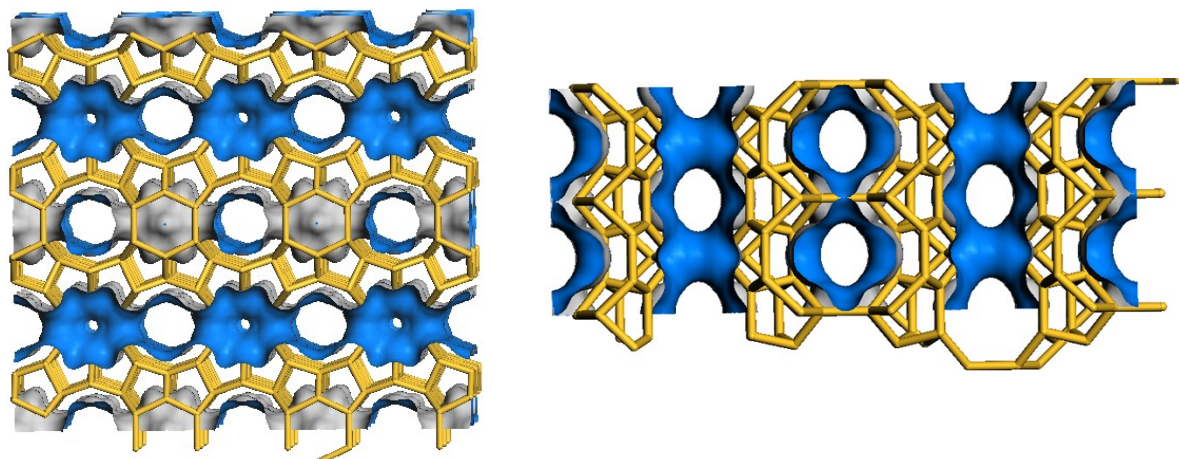


Figure S3. The skeletal structure of HZSM-35.