

Supporting information:

In situ Sonochemical Synthesis of Luminescent Sn@C-dots and Hybrid Sn@C-dots@Sn Anode for Lithium-ion Batteries

Vijay Bhooshan Kumar^a, Jialiang Tang^b, Kay Jangweon Lee,^b Vilas G. Pol^{b,*} and Aharon

Gedanken^{a,*}

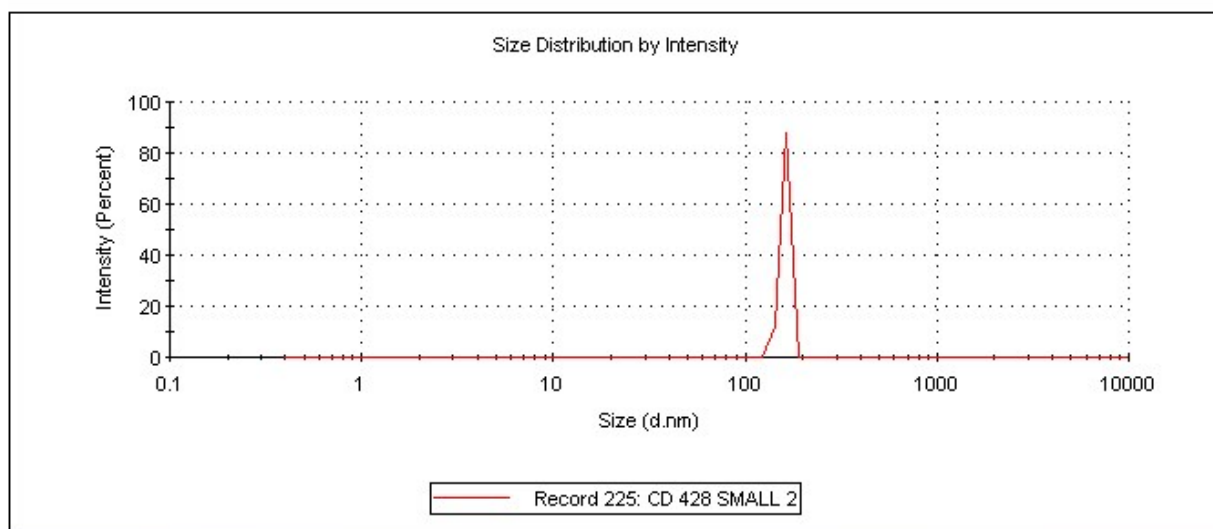
^aDepartment of Chemistry and Bar-Ilan Institute for Nanotechnology & Advanced Materials,

Bar Ilan University, Ramat-Gan 52900, Israel

^bSchool of Chemical Engineering, Purdue University, 480 Stadium Mall Drive West Lafayette,

Indiana 47907, USA.

*Corresponding author emails: vpol@purdue.edu, gedanken@mail.biu.ac.il



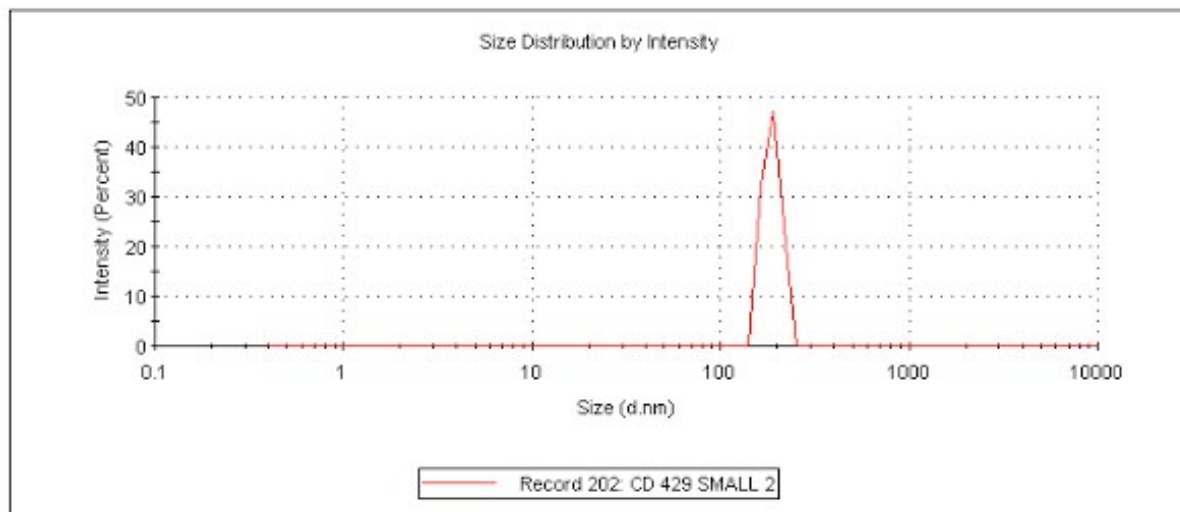


Figure S1: DLS pattern of sonochemical deposition of Sn@C-dots@Sn NPs (a) 12 minutes' sonication, (b) 15 min sonication.




Figure S2: (A) SEM images with EDS analysis of the Sn@C-dots@Sn NPs obtained by 12 minutes' sonication, (B) Dark filed microscopy image obtained from (C) Selected area electron diffraction pattern and marked by red color for dark field image.