

## Supporting Information


### **Controllable crumpling of N-doped graphene induced by capillary force resistance**

Zhihong Tang\*, Xiaodong Li, Zhuo Han, Long Yao, Shuling Shen, Junhe Yang\*

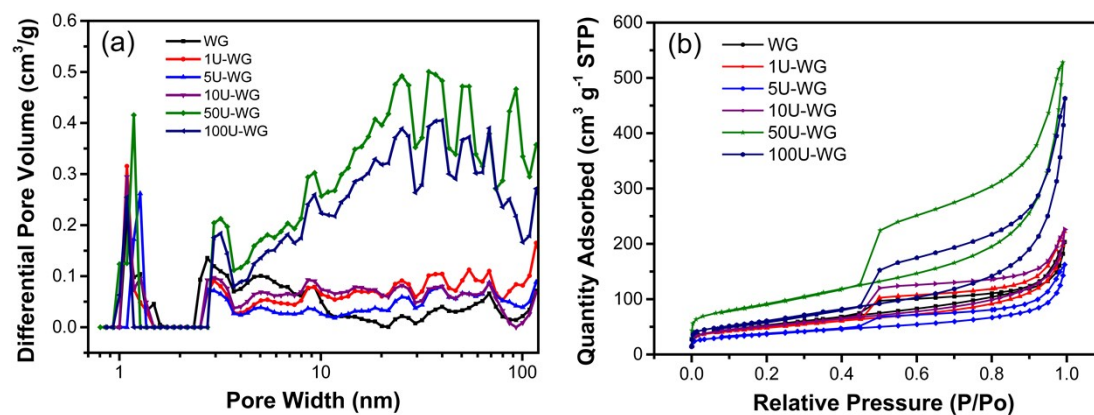
School of Materials Science and Engineering, University of Shanghai for Science and Technology, Shanghai 200093, China.

**\* Corresponding Authors:**

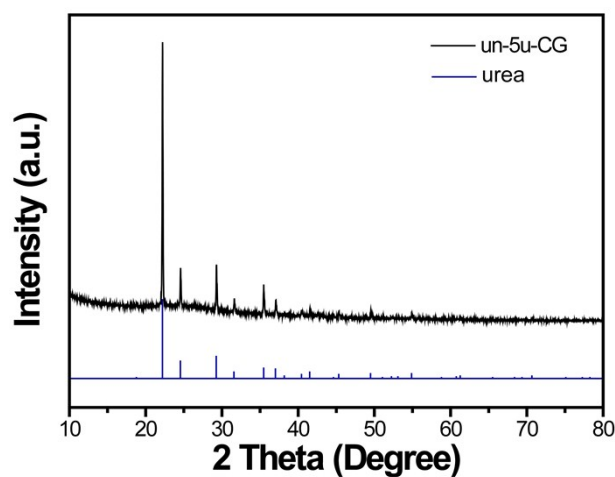
E-mail: [zhtang@usst.edu.cn](mailto:zhtang@usst.edu.cn), [jhyang@usst.edu.cn](mailto:jhyang@usst.edu.cn)



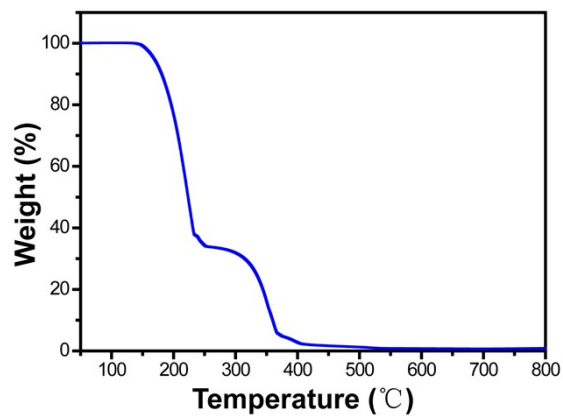
**Fig. S1** SEM images of (a) un-WG, (b) un-1U-WG, (c) un-5U-WG, (d) un-10U-WG, (e) un-50U-WG, (f) un-100U-WG.




**Fig. S2** (a) Pore size distributions of the samples calculated by using a DFT model; (b) Nitrogen adsorption/desorption isotherms of the samples.



**Fig. S3** XRD pattern of un-5U-WG.



**Fig. S4** The TGA curve of urea



**Fig. S5** The dispersibility of (a) 5U-WG, (b) 50U-WG, and (c) 100U-WG in different solvents after being stayed for 120 hour. (From left to right: water, N-methyl pyrrolidone, dimethyl amide, acetone, ethanol, benzene, chloroform and cyclohexane)