

Electronic supplementary information

Porous boron nitride coupled with CdS for adsorption-photocatalytic synergistic removal of RhB

Xiaopeng Li^a, Feng Qi^a, Yanming Xue^b, Chao Yu^a, Huichao Jia^a, Yinghao Bai^a, Sai Wang^a, Zhenya Liu^a, Jun Zhang^{*a} and Chengchun Tang^{*a}

^a*School of Material Science and Engineering and Hebei Key Laboratory of Boron Nitride Micro and Nano Materials, Hebei University of Technology, Tianjin 300130, P. R. China*

^b*World Premier International Center for Materials Nanoarchitectonics (WPI-MANA), National Institute for Materials Science (NIMS), Namiki 1-1, Tsukuba, Ibaraki 305-0044, Japan*




Figure S1. High magnification SEM images of a) pure BN, and b) 0.5 % a-BN/CdS.

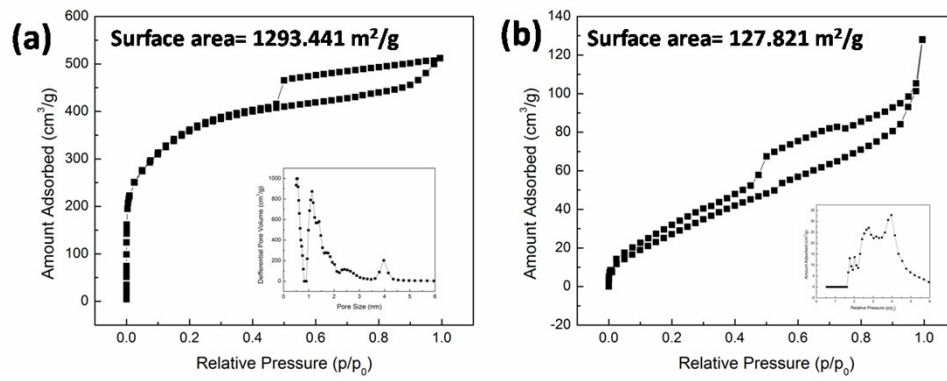


Figure S2. Nitrogen adsorption/desorption isotherms of a) pure active BN and b) 0.5 % a-BN/CdS (inset showing the corresponding pore size distributions obtained by the DFT method).

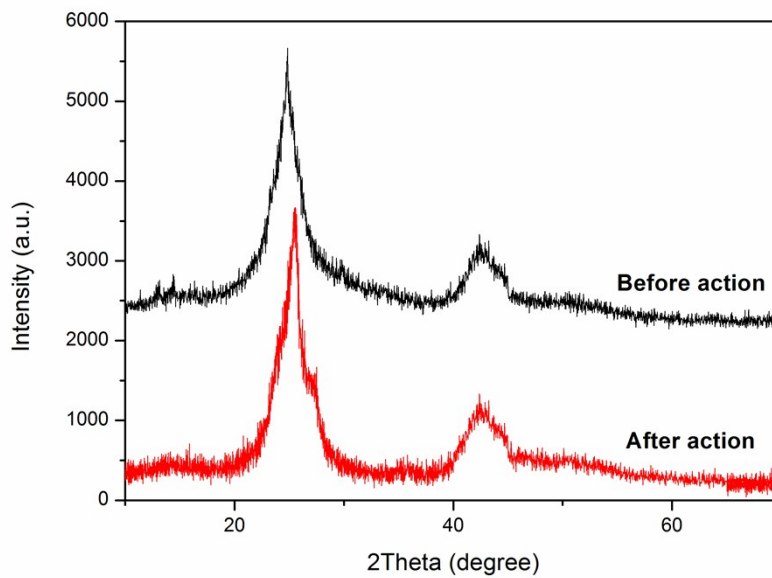


Figure S3. XRD patterns of 0.5 % a-BN/CdS a) before and b) after 5 times photocatalytic reaction.