

## Supporting information

# Chemical engineering of mixed halide hexaborates as nonlinear optical materials

*Mingjun Xia,<sup>†</sup> Zhanyu Hou,<sup>†,‡</sup> Yi Yang,<sup>†,‡</sup> Bo Xu,<sup>†,‡</sup> Lijuan Liu,<sup>†</sup> Xiaoyang Wang,<sup>†</sup>*

*Zheshuai Lin,<sup>†</sup> R. K. Li<sup>\*†</sup> and Chuangtian Chen<sup>†</sup>*

<sup>†</sup>Beijing Center for Crystal Research and Development, Key Laboratory of Functional Crystals and Laser Technology, Technical Institute of Physics and Chemistry, Chinese Academy of Sciences, Beijing 100190, China.

<sup>‡</sup>University of Chinese Academy of Sciences, Beijing 100049, China.

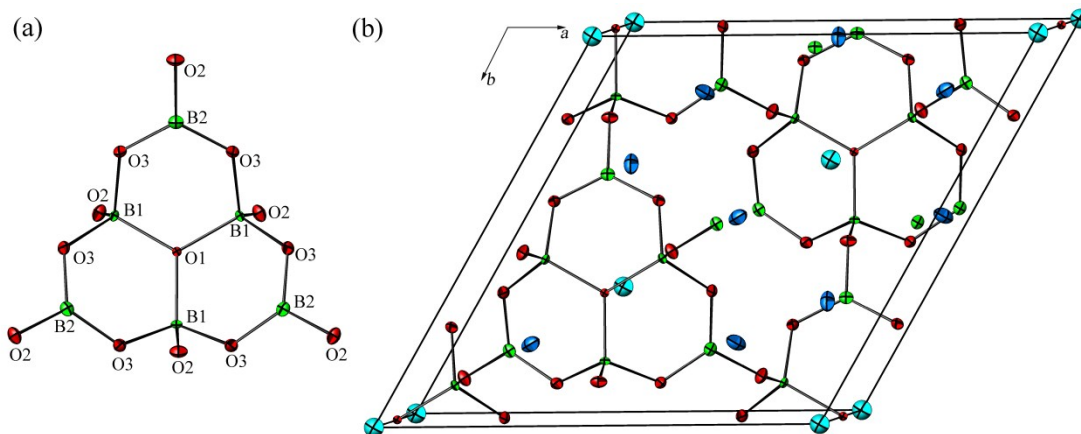


Figure S1. (a) The B<sub>6</sub>O<sub>13</sub> group and (b) crystal structure of K<sub>3</sub>B<sub>6</sub>O<sub>10</sub>Br<sub>0.53</sub>Cl<sub>0.47</sub> viewed along *c* direction. The displacement ellipsoids are drawn at the 50% probability level. (blue, K; cyan, Br/Cl; green, B; red, O).

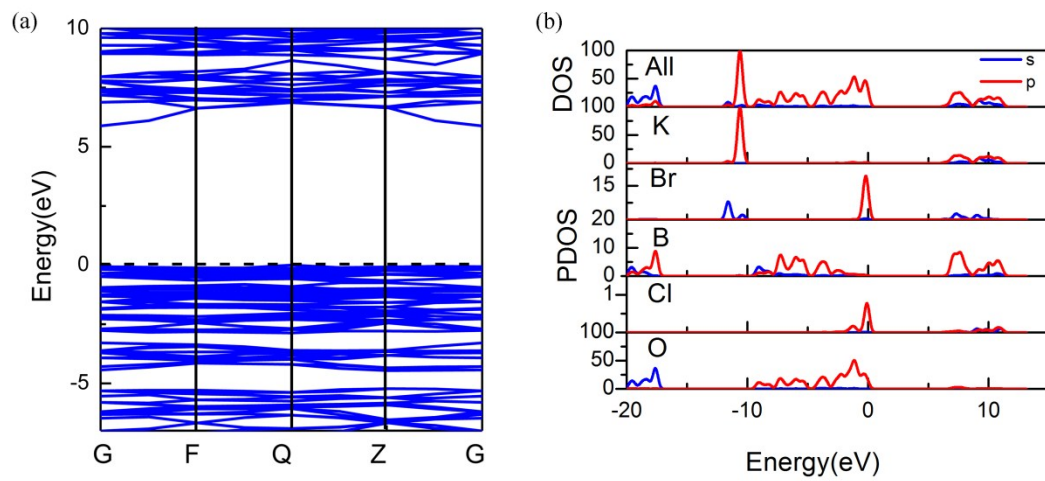


Figure S2. (a) Electronic band structure and (b) density of state (DOS) and partial density of state (PDOS) of  $K_3B_6O_{10}Br_{0.53}Cl_{0.47}$ .

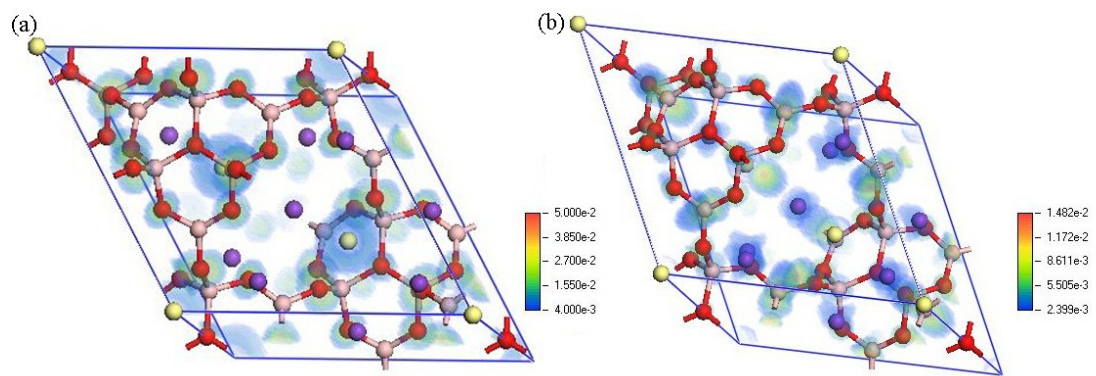


Figure S3. (a) Virtual-electron occupied and (b) unoccupied SHG density of  $K_3B_6O_{10}Br$ .

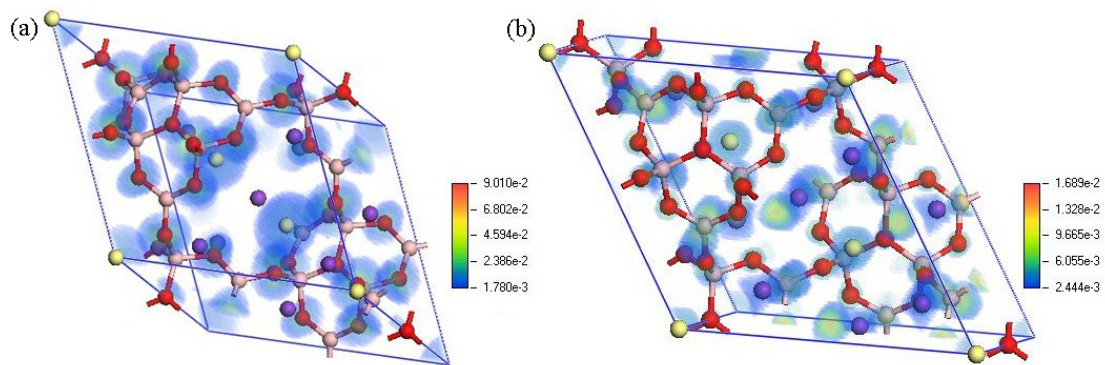


Figure S4. (a) Virtual-electron occupied and (b) unoccupied SHG density of  $K_3B_6O_{10}Cl$ .

Table S1. Atomic coordinates and equivalent isotropic displacement parameters ( $\text{\AA}^2$ ) for  $\text{K}_3\text{B}_6\text{O}_{10}\text{Br}_{0.79}\text{Cl}_{0.21}$ .  $U_{\text{eq}}$  is defined as one third of the trace of the orthogonalized  $U_{ij}$  tensor.

Atom	x	y	z	S.O.F	$U_{\text{eq}}$
Br1	0	0	0.00517(6)	0.792(7)	0.0218(2)
Cl1	0	0	0.00517(6)	0.208(7)	0.0218(2)
K1	0.81995(4)	0.63990(7)	0.11866(7)	1	0.0168(2)
O1	0	0	0.4506(4)	1	0.0054(7)
O2	0.55530(10)	0.44470(10)	-0.0539(2)	1	0.0113(4)
O3	0.76660(15)	0.76608(15)	0.37773(16)	1	0.0110(3)
B1	0.91278(16)	0.8256(3)	0.4564(3)	1	0.0064(5)
B2	0.6996(3)	0.84981(15)	0.3411(4)	1	0.0085(6)

Table S2. Atomic coordinates and equivalent isotropic displacement parameters ( $\text{\AA}^2$ ) for  $\text{K}_3\text{B}_6\text{O}_{10}\text{Br}_{0.65}\text{Cl}_{0.35}$ .  $U_{\text{eq}}$  is defined as one third of the trace of the orthogonalized  $U_{ij}$  tensor.

Atom	x	y	z	S.O.F	$U_{\text{eq}}$
Br1	0	0	0.99481(8)	0.651(5)	0.0222(3)
Cl1	0	0	0.99481(8)	0.349(5)	0.0222(3)
K1	0.17982(4)	0.35964(8)	0.88081(7)	1	0.0170(3)
O1	0	0	0.5491(5)	1	0.0051(8)
O2	0.44468(11)	0.55532(11)	1.0538(2)	1	0.0104(5)
O3	0.23332(17)	0.23384(16)	0.62221(18)	1	0.0103(4)
B1	0.08719(18)	0.1744(4)	0.5429(3)	1	0.0061(6)
B2	0.3000(4)	0.15002(18)	0.6581(4)	1	0.0080(7)

Table S3. Atomic coordinates and equivalent isotropic displacement parameters ( $\text{\AA}^2$ ) for  $\text{K}_3\text{B}_6\text{O}_{10}\text{Br}_{0.53}\text{Cl}_{0.47}$ .  $U_{\text{eq}}$  is defined as one third of the trace of the orthogonalized  $U_{ij}$  tensor.

Atom	x	y	z	S.O.F	$U_{\text{eq}}$
Br1	0	0	0.99566(6)	0.527(3)	0.02295(17)
Cl1	0	0	0.99566(6)	0.473(3)	0.02295(17)
K1	0.17967(3)	0.35934(5)	0.88049(4)	1	0.01770(14)
O1	0	0	0.5491(3)	1	0.0051(5)
O2	0.44461(7)	0.55539(7)	0.05319(15)	1	0.0112(3)
O3	0.23345(10)	0.23407(10)	0.62179(12)	1	0.0111(2)
B1	0.08727(11)	0.1745(2)	0.5428(2)	1	0.0067(4)
B2	0.3006(2)	0.15029(11)	0.6577(3)	1	0.0088(4)



Table S4. Atomic coordinates and equivalent isotropic displacement parameters ( $\text{\AA}^2$ ) for  $\text{K}_3\text{B}_6\text{O}_{10}\text{Br}_{0.43}\text{Cl}_{0.57}$ .  $U_{\text{eq}}$  is defined as one third of the trace of the orthogonalized  $U_{ij}$  tensor.

Atom	x	y	z	S.O.F	$U_{\text{eq}}$
Br1	0	0	0.00377(8)	0.430(3)	0.0235(2)
Cl1	0	0	0.00377(8)	0.570(3)	0.0235(2)
K1	0.82048(3)	0.64097(6)	0.11967(5)	1	0.01824(16)
O1	0	0	0.4513(3)	1	0.0059(6)
O2	0.55545(8)	0.44455(8)	-0.05319(17)	1	0.0112(3)
O3	0.76664(11)	0.76582(11)	0.37843(13)	1	0.0115(2)
B1	0.91276(12)	0.8255(2)	0.4576(3)	1	0.0069(4)
B2	0.7002(3)	0.85008(13)	0.3429(3)	1	0.0089(5)

Table S5. Atomic coordinates and equivalent isotropic displacement parameters ( $\text{\AA}^2$ ) for  $\text{K}_3\text{B}_6\text{O}_{10}\text{Br}_{0.25}\text{Cl}_{0.75}$ .  $U_{\text{eq}}$  is defined as one third of the trace of the orthogonalized  $U_{ij}$  tensor.

Atom	x	y	z	S.O.F	$U_{\text{eq}}$
Br1	0	0	0.00190(9)	0.254(3)	0.0252(2)
Cl1	0	0	0.00190(9)	0.746(3)	0.0252(2)
K1	0.82068(3)	0.64137(5)	0.11970(4)	1	0.01845(13)
O1	0	0	0.4503(3)	1	0.0053(5)
O2	0.55572(7)	0.44428(7)	-0.05279(15)	1	0.0112(3)
O3	0.76640(10)	0.76569(9)	0.37862(11)	1	0.0110(2)
B1	0.91262(11)	0.8252(2)	0.4576(2)	1	0.0068(4)
B2	0.6998(2)	0.84988(11)	0.3419(2)	1	0.0088(4)

Table S6. Atomic coordinates and equivalent isotropic displacement parameters ( $\text{\AA}^2$ ) for  $\text{K}_3\text{B}_6\text{O}_{10}\text{Cl}$ .  $U_{\text{eq}}$  is defined as one third of the trace of the orthogonalized  $U_{ij}$  tensor.

Atom	x	y	z	S.O.F	$U_{\text{eq}}$
Cl1	0	0	0.00384(16)	1	0.0281(3)
K1	0.17902(3)	0.35804(7)	0.88208(3)	1	0.0196(2)
O1	0	0	0.5519(3)	1	0.0058(6)
O2	0.44433(8)	0.55567(8)	0.05487(19)	1	0.0121(4)
O3	0.23350(13)	0.23429(12)	0.62309(16)	1	0.0121(3)
B1	0.08740(13)	0.1748(3)	0.5444(3)	1	0.0081(5)
B2	0.3004(3)	0.15020(16)	0.6590(3)	1	0.0089(6)

Table S7. The important bond lengths (Å) for  $K_3B_6O_{10}Br_{0.79}Cl_{0.21}$ .

---

K1-O3	2.7808(13)	B1-O2	1.448(3)
K1-O3	2.7809(13)	B1-O3	1.463(2)
K1-O3	2.8047(15)	B1-O3	1.463(2)
K1-O3	2.8047(15)	B1-O1	1.527(3)
K1-O2	2.8464(12)	B2-O3	1.361(2)
K1-O2	2.8464(12)	B2-O3	1.361(2)
K1-X1	3.3077(7)	B2-O2	1.370(3)
K1-X1	3.3147(8)		

---

Table S8. The important bond lengths (Å) for  $K_3B_6O_{10}Br_{0.65}Cl_{0.35}$ .

---

K1-O3	2.7807(15)	B1-O2	1.443(4)
K1-O3	2.7808(15)	B1-O3	1.465(2)
K1-O3	2.8000(16)	B1-O3	1.465(2)
K1-O3	2.8000(16)	B1-O1	1.526(3)
K1-O2	2.8500(13)	B2-O3	1.357(2)
K1-O2	2.8500(13)	B2-O3	1.357(2)
K1-X1	3.3035(8)	B2-O2	1.375(4)
K1-X1	3.3144(9)		

---

Table S9. The important bond lengths (Å) for  $\text{K}_3\text{B}_6\text{O}_{10}\text{Br}_{0.53}\text{Cl}_{0.47}$ .

---

K1-O3	2.7773(9)	B1-O2	1.447(2)
K1-O3	2.7773(9)	B1-O3	1.4632(14)
K1-O3	2.7987(11)	B1-O3	1.4632(14)
K1-O3	2.7987(10)	B1-O1	1.527(2)
K1-O2	2.8489(8)	B2-O3	1.3596(14)
K1-O2	2.8489(8)	B2-O3	1.3596(14)
K1-X1	3.3027(5)	B2-O2	1.370(2)
K1-X1	3.3095(6)		

---

Table S10. The important bond lengths (Å) for  $K_3B_6O_{10}Br_{0.43}Cl_{0.57}$ .

---

K1-O3	2.7761(10)	B1-O2	1.442(3)
K1-O3	2.7762(10)	B1-O3	1.463(2)
K1-O3	2.7964(12)	B1-O3	1.463(2)
K1-O3	2.7964(12)	B1-O1	1.526(2)
K1-O2	2.8503(10)	B2-O3	1.357(2)
K1-O2	2.8503(10)	B2-O3	1.357(2)
K1-X1	3.3012(6)	B2-O2	1.379(3)
K1-X1	3.3070(7)		

---

Table S11. The important bond lengths (Å) for  $K_3B_6O_{10}Br_{0.25}Cl_{0.75}$ .

---

K1-O3	2.7723(9)	B1-O2	1.445(2)
K1-O3	2.7724(9)	B1-O3	1.463(2)
K1-O3	2.7969(10)	B1-O3	1.463(2)
K1-O3	2.7969(10)	B1-O1	1.528(2)
K1-O2	2.8490(8)	B2-O3	1.3598(13)
K1-O2	2.8490(8)	B2-O3	1.3598(13)
K1-X1	3.2994(6)	B2-O2	1.375(2)
K1-X1	3.3018(5)		

---



Table S12. The important bond lengths (Å) for K<sub>3</sub>B<sub>6</sub>O<sub>10</sub>Cl.

---

K1-O3	2.7697(11)	B1-O2	1.444(3)
K1-O3	2.7697(11)	B1-O3	1.460(2)
K1-O3	2.7948(14)	B1-O3	1.460(2)
K1-O3	2.7948(14)	B1-O1	1.527(2)
K1-O2	2.8518(11)	B2-O3	1.358(2)
K1-O2	2.8518(11)	B2-O3	1.358(2)
K1-X1	3.2815(10)	B2-O2	1.376(4)
K1-X1	3.3051(8)		

---