

# Facile synthesis of nanostructured $\text{MoO}_3$ coated $\text{Li}_{1.2}\text{Mn}_{0.56}\text{Ni}_{0.16}\text{Co}_{0.08}\text{O}_2$ materials with high electrochemical properties

Yuxian Gao<sup>a\*</sup>, Pinghong Xu<sup>a</sup>, Fang Chen<sup>a</sup>, Chuxiong Ding<sup>a,b</sup>, Long Chen<sup>a</sup> and Daocong Li<sup>a</sup>

a. Department of materials, Hefei Guoxuan High-tech power Energy co.,Ltd Hefei 230011, P. R. China. Email: [gaoyx@mail.ustc.edu.cn](mailto:gaoyx@mail.ustc.edu.cn)

b. Department of Materials Science and Engineering, University of Science and Technology of China, Hefei, 230026, China

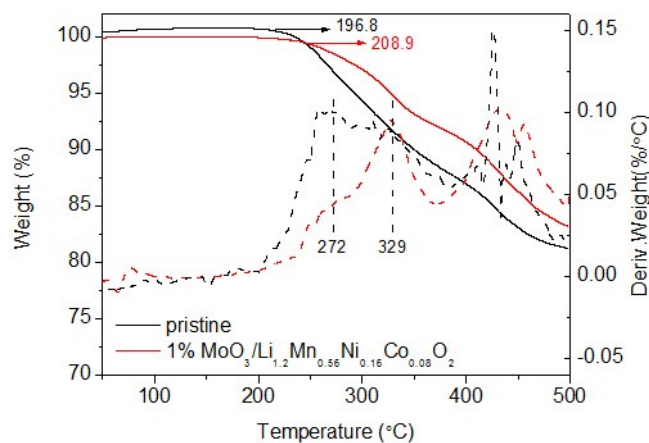


Fig.S1. TGA curves of the pristine and 1% $\text{MoO}_3/\text{Li}_{1.2}\text{Mn}_{0.56}\text{Ni}_{0.16}\text{Co}_{0.08}\text{O}_2$ .




Fig.S2. (A) Corresponding TEM of Fig.6e, (B) Corresponding TEM of Fig.6f.




Fig. S3. SEM and the corresponding EDS mapping of 1%MoO<sub>3</sub>/Li<sub>1.2</sub>Mn<sub>0.56</sub>Ni<sub>0.16</sub>Co<sub>0.08</sub>O<sub>2</sub>.

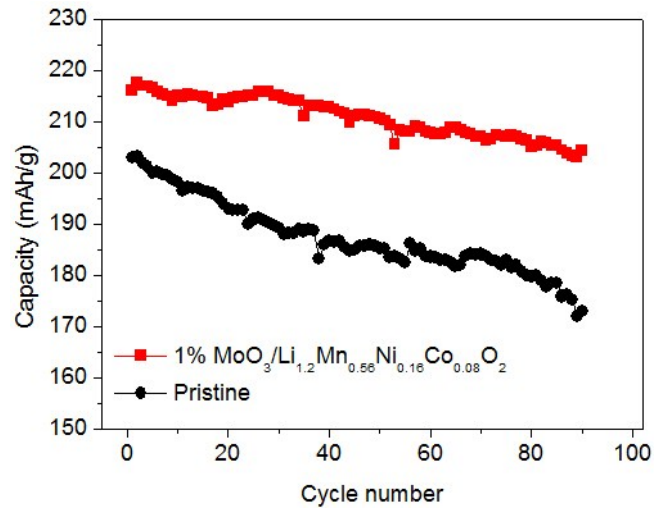


Fig. S4. Cycle performance of the pristine and 1%MoO<sub>3</sub>/Li<sub>1.2</sub>Mn<sub>0.56</sub>Ni<sub>0.16</sub>Co<sub>0.08</sub>O<sub>2</sub> retested.