

## SUPPORTING INFORMATION

### **Binder Free Electrodes of NiMoO<sub>4</sub>/Graphene Oxide Nanosheets: Synthesis, Characterization and Supercapacitive Behavior**

Sayed Habib Kazemi<sup>a, b, \*</sup>, Farzaneh Bahmani<sup>a</sup>, Hojjat Kazemi<sup>c</sup>, M. A. Kiani<sup>d</sup>

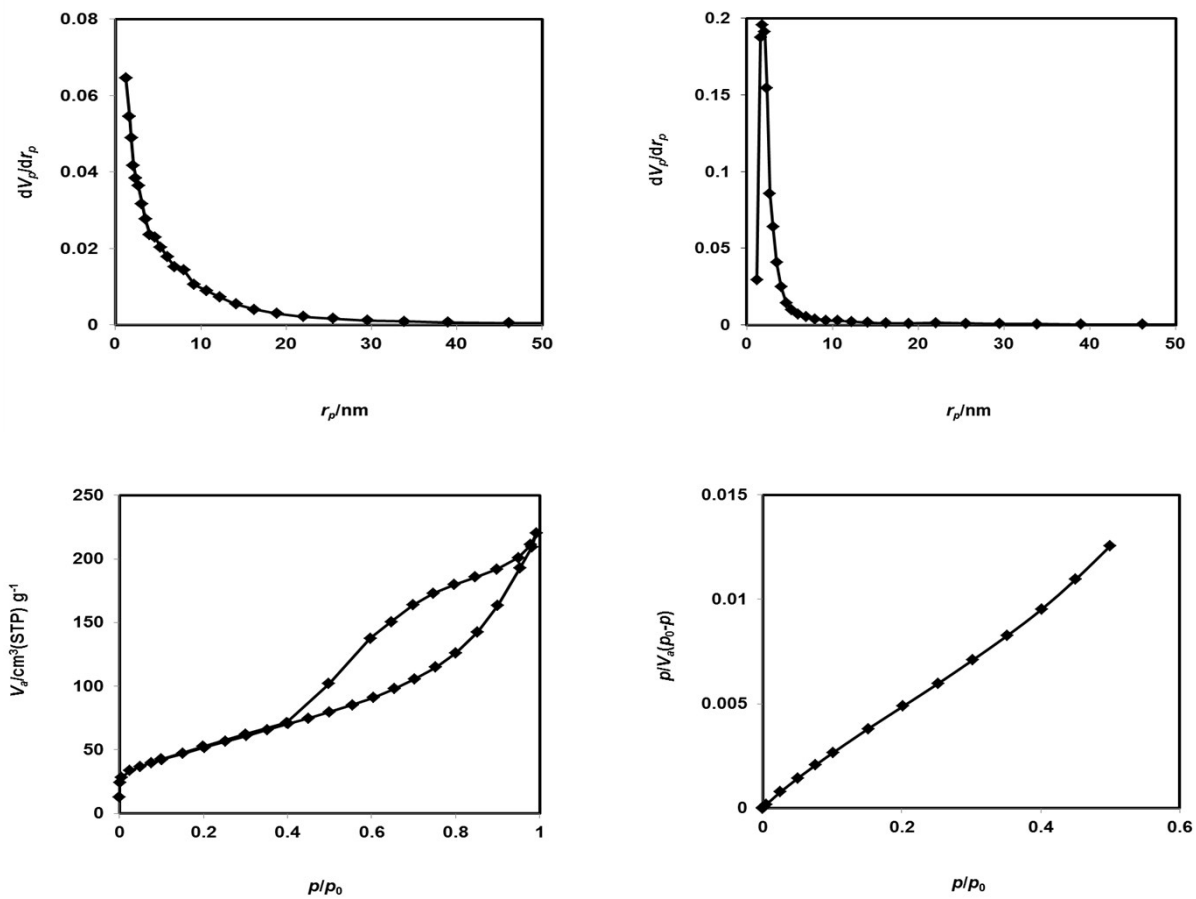
<sup>a</sup> *Department of Chemistry, Institute for Advanced Studies in Basic Sciences (IASBS), Zanjan  
45137-66731, Iran*

<sup>b</sup> *Center for Research in Climate Change and Global Warming (CRCC), Institute for Advanced  
Studies in Basic Sciences (IASBS), Zanjan 45137-66731, Iran*

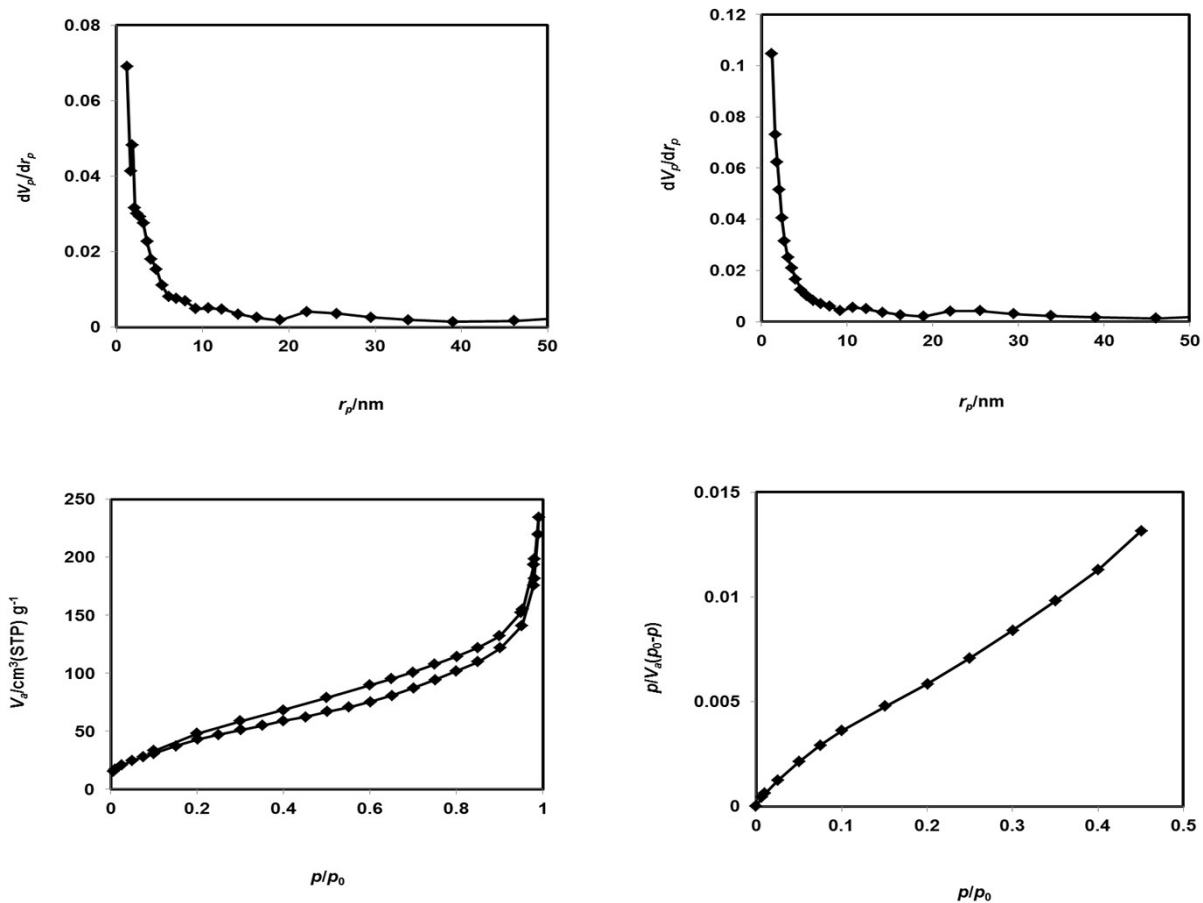
<sup>c</sup> *Analytical Chemistry Research group, Research Institute of Petroleum Industry (RIPI), Tehran,  
Iran*

<sup>d</sup> *Chemistry & Chemical Engineering Research Center of Iran, P.O. Box 14335-186, Tehran-  
Iran*

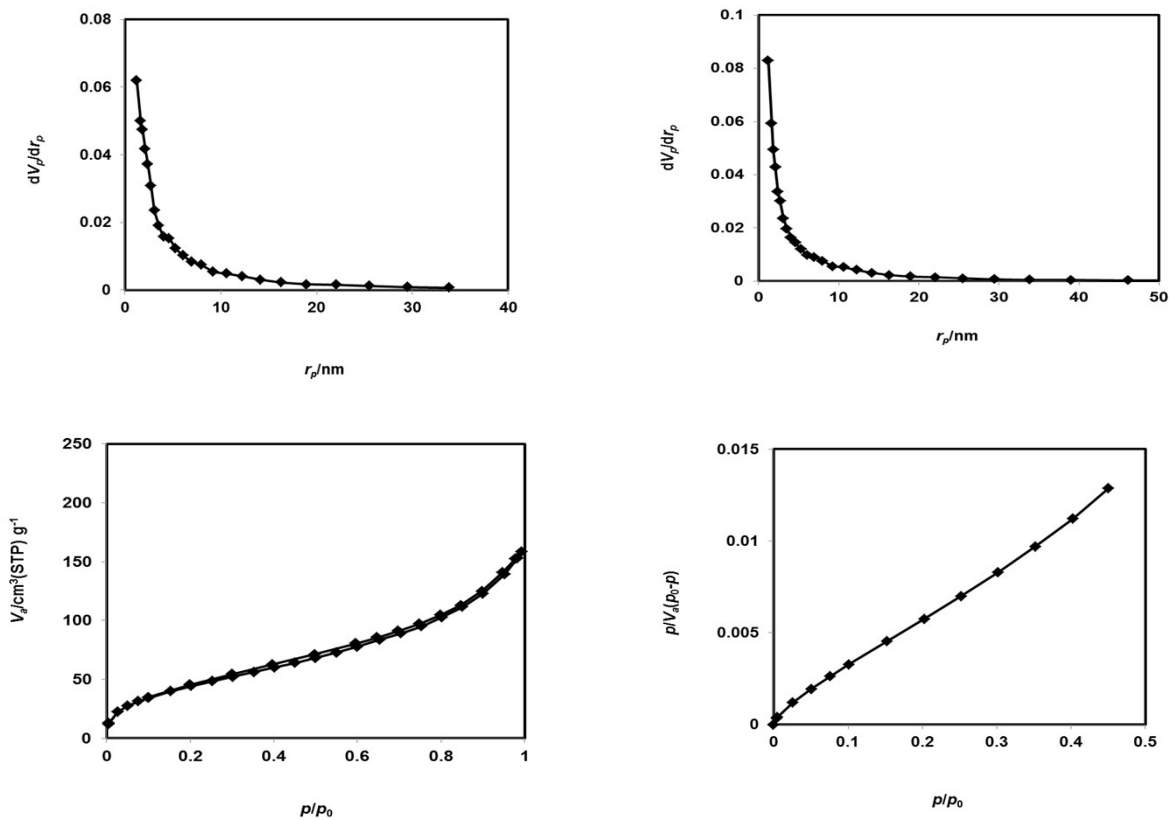
\* Corresponding Author: Sayed Habib Kazemi ([habibkazemi@iasbs.ac.ir](mailto:habibkazemi@iasbs.ac.ir))



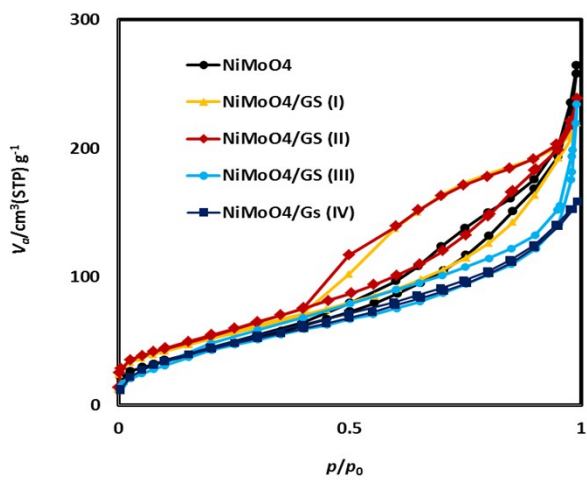
**Figure S1.** N<sub>2</sub> adsorption and desorption isotherm and pore size distribution curve of NiMoO<sub>4</sub>/GS (I).




**Figure S2.** N<sub>2</sub> adsorption and desorption isotherm and pore size distribution curve of NiMoO<sub>4</sub>/GS (III).



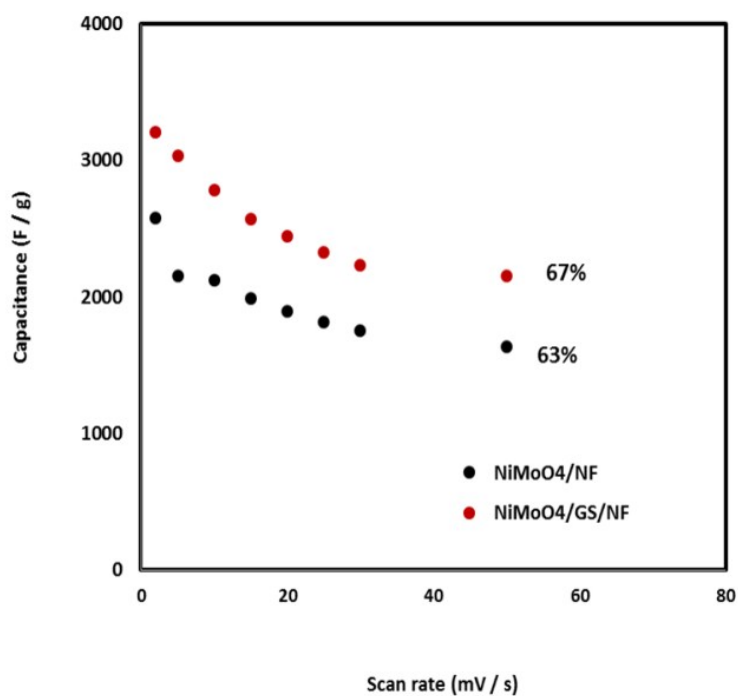
**Figure S3.** N<sub>2</sub> adsorption and desorption isotherm and pore size distribution curve of NiMoO<sub>4</sub>/GS (IV).



**Figure S4.** Isotherm curves of NiMoO<sub>4</sub> and various NiMoO<sub>4</sub>/GS.



**Figure S4.** (a), (b) , (c) are SEM images of NiMoO<sub>4</sub>/GNS (I), (III) and (IV) respectively.



**Figure S6.** The rate capacity of NiMoO<sub>4</sub>/GNS against NiMoO<sub>4</sub> the supercapacitor