

Fig. 1. AFM images of the PrTi_xO_y films prepared under 0.1 M Pr concentration with subsequent annealing at various temperatures.


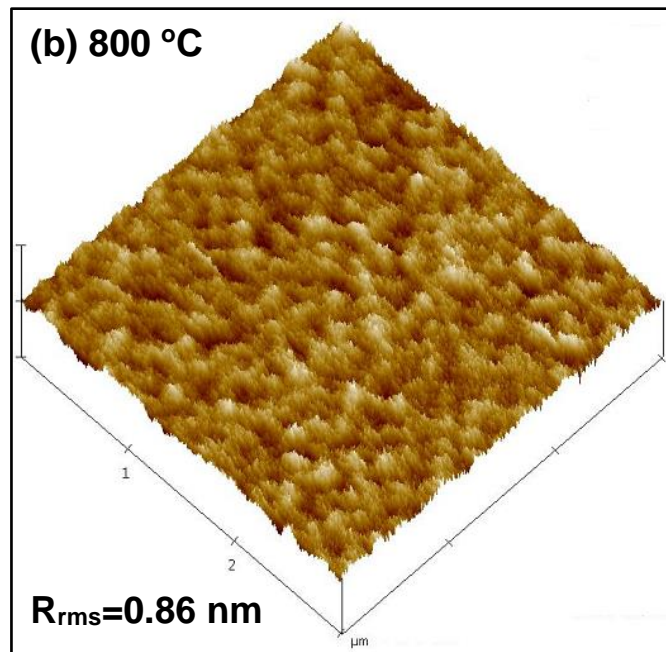



Fig. 2. AFM images of the PrTi_xO_y films prepared under 0.2 M Pr concentration with subsequent annealing at various temperatures.

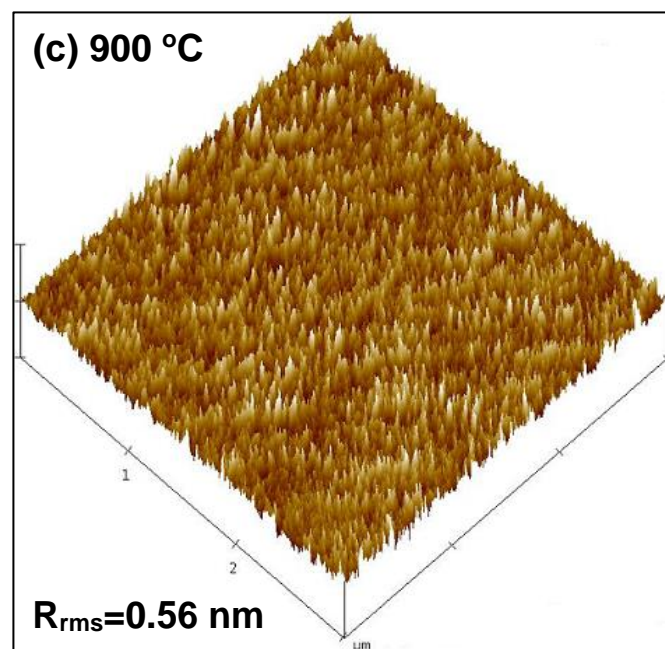




Fig. 3. AFM images of the PrTi_xO_y films prepared under 0.3 M Pr concentration with subsequent annealing at various temperatures.