

Polyamino acid-based gemcitabine nanocarriers for targeted intracellular drug delivery

Wenzhuo Teng^a, Fan Jia^a, Haijie Han^a, Zihui Qin^a, Qiao Jin^{*a,b}, Jian Ji^a

^a MOE Key Laboratory of Macromolecule Synthesis and Functionalization of Ministry of Education, Department of Polymer Science and Engineering, Zhejiang University, Hangzhou, 310027, China.

^b State Key Laboratory of Molecular Engineering of Polymers, Fudan University, Shanghai, 200433, China.

Fax: (+86)571-87953729; Tel: (+86)571-87953729; E-mail: jinqiao@zju.edu.cn

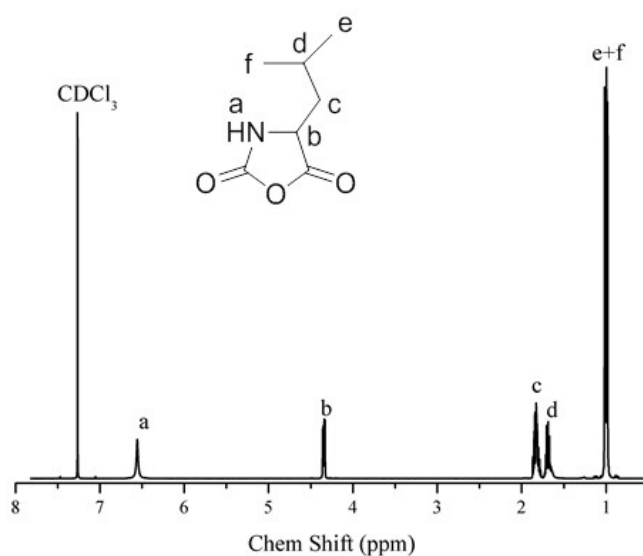


Figure S1 ¹H NMR spectra of Leu-NCA in DMSO-*d*₆.

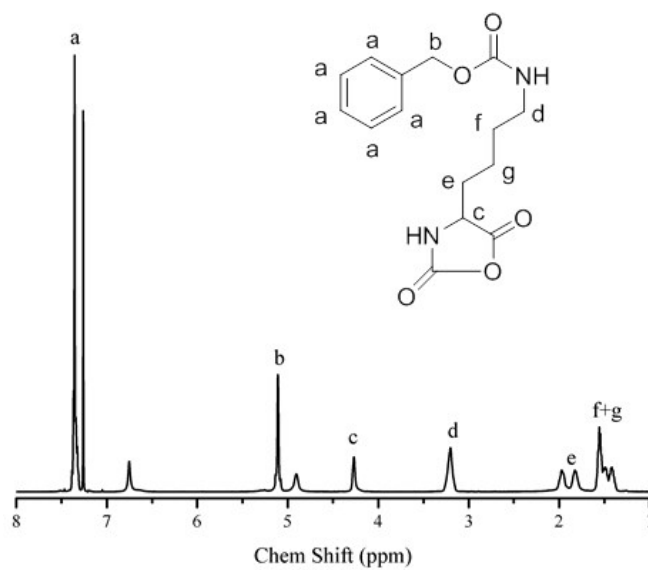


Figure S2 ^1H NMR spectra of Lys-NCA in $\text{DMSO-}d_6$.

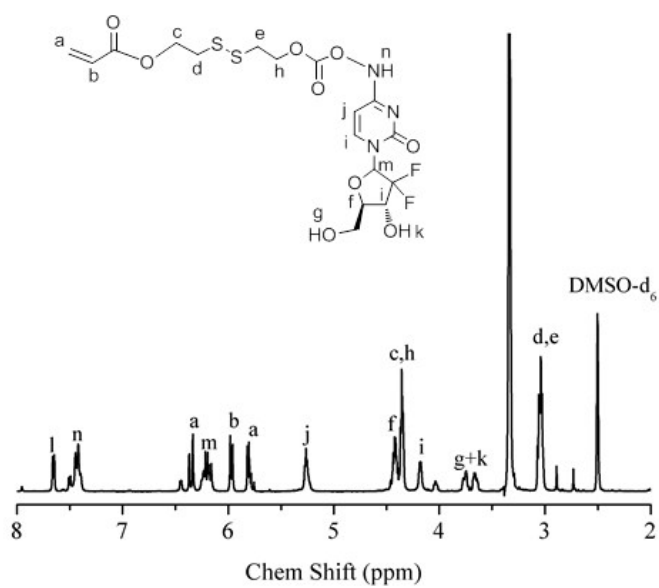


Figure S3 ^1H NMR spectra of HSEA-GEM in $\text{DMSO-}d_6$.

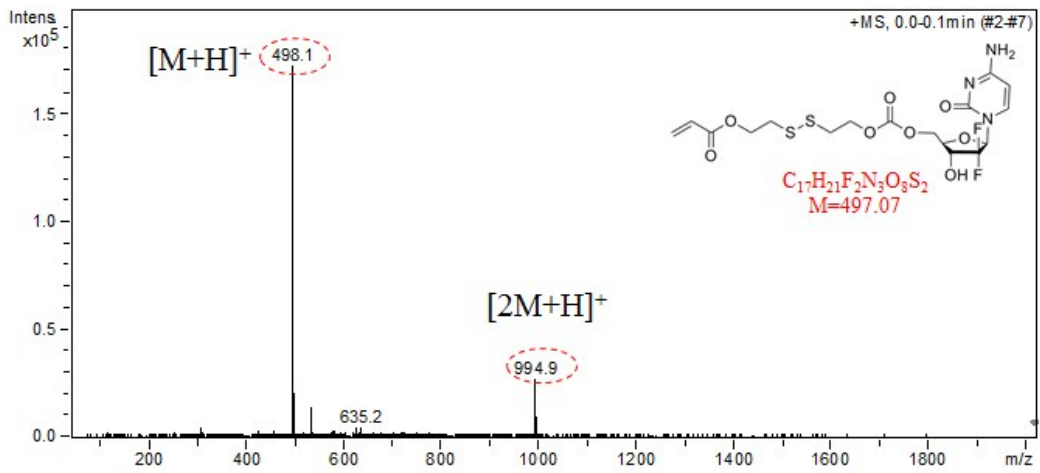


Figure S4 Mass spectrum of HSEA-GEM.

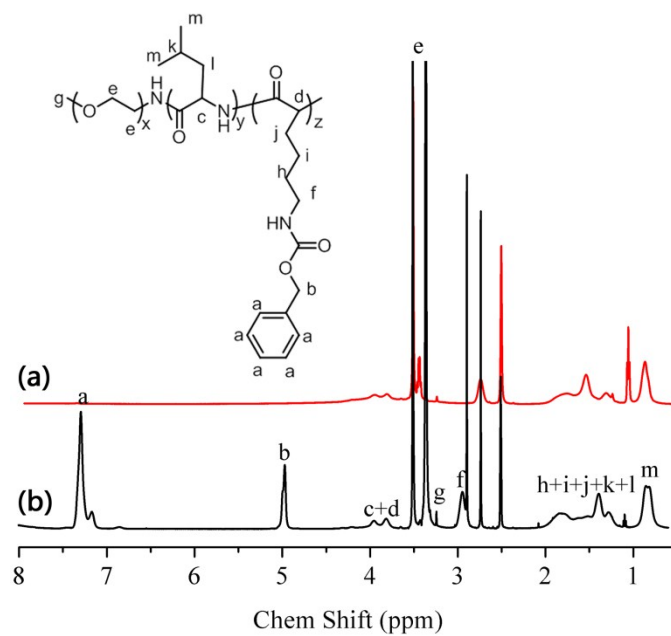


Figure S5 ¹H NMR spectra of mPEG-b-P(Lys-co-Leu) (a) and mPEG-b-P(Lys(Z)-co-Leu) (b).

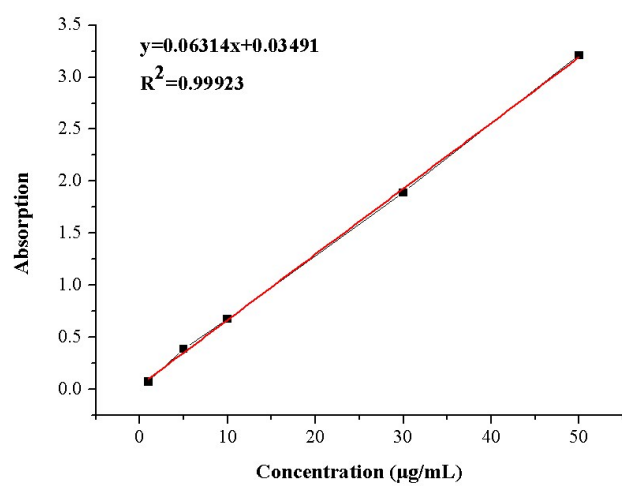


Figure S6 UV-absorption standard curve of Rho B.