

Supporting Information for

**Preparation a novel AIE coating and studying its property via
fluorescence spectrum**

Weili Li^{a*}, Wei Yao^a, Jun Wang^a, Zhenyu Qiu^a, Jijun Tang^a, Shengyuan Yang^b,
Meifang Zhu^{b*}, Zexiao Xu^c, Rong Hu^d, Ben Zhong Tang^{d,e*}

^a School of Material Science and Engineering, Jiangsu University of Science and Technology, Zhenjiang
212003, China

^b State Key Laboratory for Modification of Chemical Fibers and Polymer Materials, Donghua
University, Shanghai, 201620, China

^c Suzhou Jiren Hi-Tech Material Co., Ltd, Suzhou 215143, China

^d Guangdong Innovative Research Team, State Key Laboratory of Luminescent Materials and Devices,
South China University of Technology, Guangzhou 510640, China

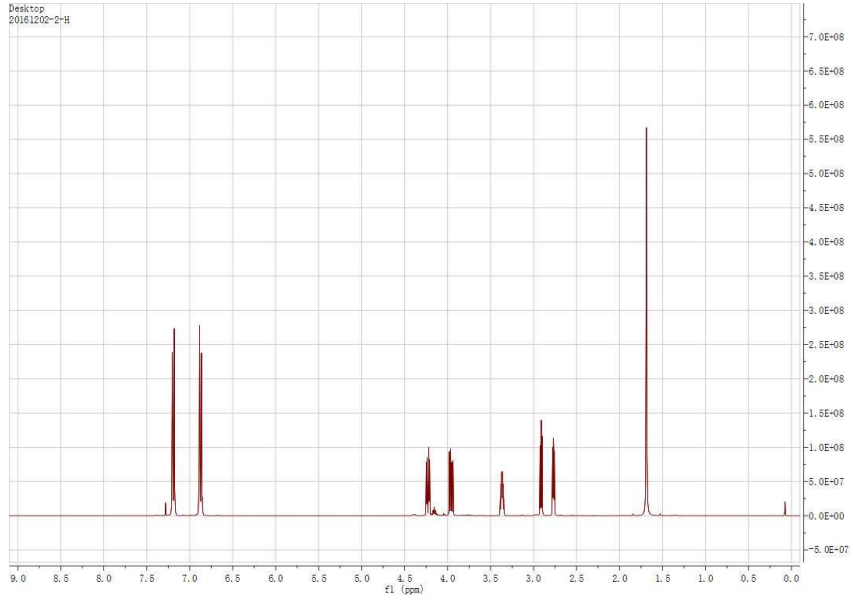
^e Department of Chemistry, Hong Kong Branch of Chinese National Engineering Research Center for
Tissue Restoration and Reconstruction, The Hong Kong University of Science & Technology, Clear
Water Bay, Kowloon, Hong Kong, China

Contents

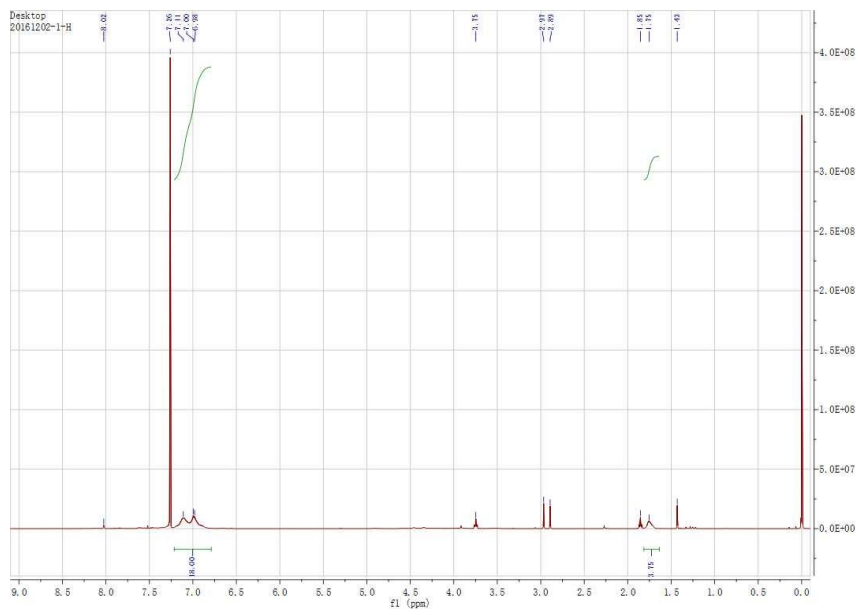
Fig.1S. ¹H NMR spectra of (a) epoxy resin (E-44); (b) TPE-EPOXY-1

Fig.2S FTIR spectra of TPE-EPOXY-1 resin and the cured TPE-EPOXY-1 coating

Fig.3S SEM image of the surface of the cured TPE-EPOXY-1 coating



(a)



(b)

Fig.1S. ¹H NMR spectra of (a) epoxy resin (E-44); (b) TPE-EPOXY-1

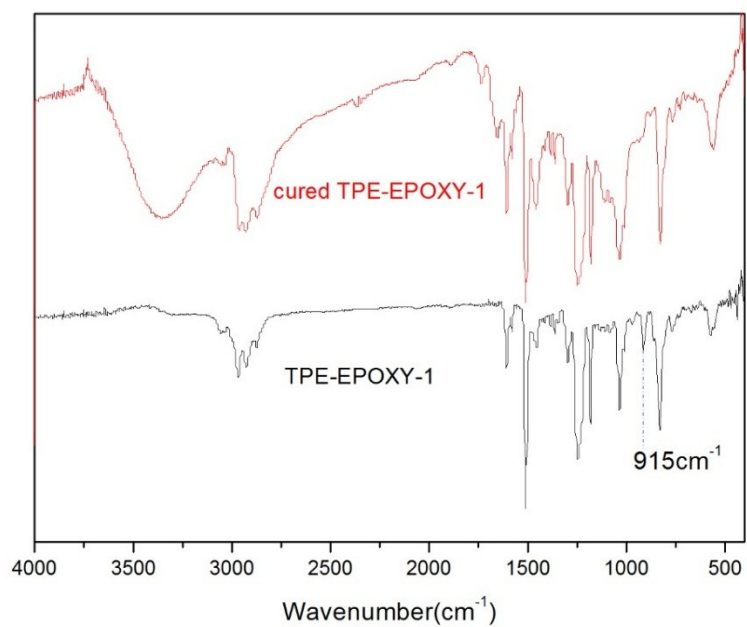


Fig.2S FTIR spectra of TPE-EPOXY-1 resin and the cured TPE-EPOXY-1 coating




Fig.3S SEM image of the surface of the cured TPE-EPOXY-1 coating