

# Supporting Information

## **Synthesis of functionalized unsymmetrical 1,3-butadiene-3-yne derivatives from $\beta$ -halo styrene derivatives and its application for the synthesis of trisubstituted pyridines**

Vijayalakshmi Bandi, Veerababurao Kavala, Che-Hao Hsu, Ashok Konala, Bharath Kumar Villuri, Trimurtulu Kotipalli, Chun-Wei Kuo and Ching-Fa Yao\*<sup>a</sup>

### Table of Contents

|   |    |
|---|----|
| 1. X-ray Crystallographic Structures      | 2  |
| 2. <sup>1</sup> H and <sup>13</sup> C-NMR | 10 |

## X-ray Crystallographic Structure of **4a**

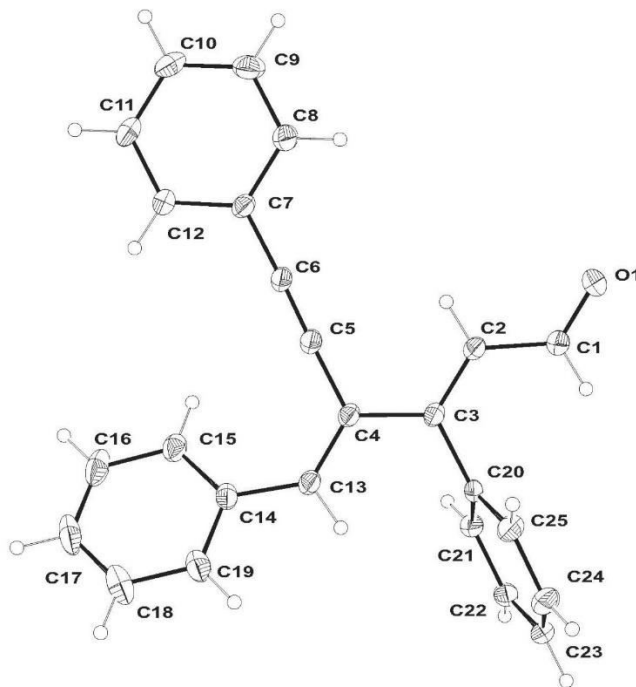


Table 1. Crystal data and structure refinement for ch15278.

|                                 |                                    |                 |
|---------------------------------|------------------------------------|-----------------|
| Identification code             | ch15278                            |                 |
| Empirical formula               | C <sub>25</sub> H <sub>18</sub> O  |                 |
| Formula weight                  | 334.39                             |                 |
| Temperature                     | 200(2) K                           |                 |
| Wavelength                      | 0.71073 Å                          |                 |
| Crystal system                  | Monoclinic                         |                 |
| Space group                     | P 2 <sub>1</sub> /n                |                 |
| Unit cell dimensions            | a = 10.3643(11) Å                  | α = 90°.        |
|                                 | b = 12.1725(13) Å                  | β = 97.592(4)°. |
|                                 | c = 14.7261(16) Å                  | γ = 90°.        |
| Volume                          | 1841.6(3) Å <sup>3</sup>           |                 |
| Z                               | 4                                  |                 |
| Density (calculated)            | 1.206 Mg/m <sup>3</sup>            |                 |
| Absorption coefficient          | 0.072 mm <sup>-1</sup>             |                 |
| F(000)                          | 704                                |                 |
| Crystal size                    | 0.78 x 0.78 x 0.24 mm <sup>3</sup> |                 |
| Theta range for data collection | 2.18 to 25.07°.                    |                 |

|                                   |   |
|-----------------------------------|---|
| Index ranges                      | -11<=h<=12, -14<=k<=14, -13<=l<=17          |
| Reflections collected             | 9099  |
| Independent reflections           | 3202 [R(int) = 0.0414]                      |
| Completeness to theta = 25.07°    | 97.9 %                                      |
| Absorption correction             | multi-scan                                  |
| Max. and min. transmission        | 0.9829 and 0.9460                           |
| Refinement method                 | Full-matrix least-squares on F <sup>2</sup> |
| Data / restraints / parameters    | 3202 / 0 / 235                              |
| Goodness-of-fit on F <sup>2</sup> | 1.076                                       |
| Final R indices [I>2sigma(I)]     | R1 = 0.0512, wR2 = 0.1279                   |
| R indices (all data)              | R1 = 0.0736, wR2 = 0.1521                   |
| Largest diff. peak and hole       | 0.200 and -0.342 e.Å <sup>-3</sup>          |

## X-ray Crystallographic Structure of **6a**

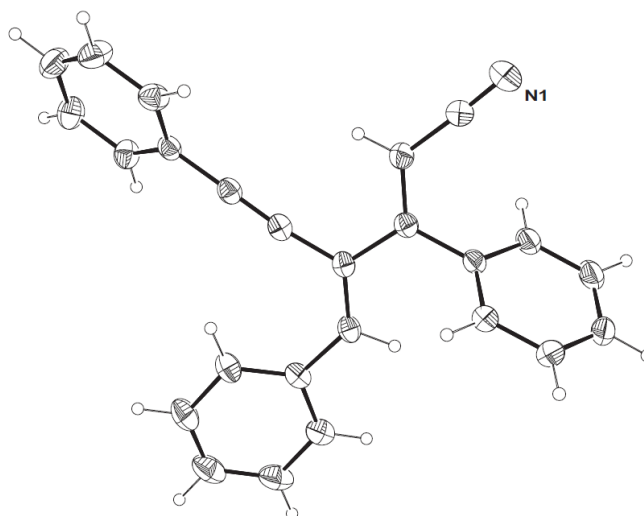


Table 2. Crystal data and structure refinement for a17319.

|                     |                                   |
|---------------------|-----------------------------------|
| Identification code | a17319                            |
| Empirical formula   | C <sub>25</sub> H <sub>17</sub> N |
| Formula weight      | 331.40                            |
| Temperature         | 200(2) K                          |
| Wavelength          | 0.71073 Å                         |
| Crystal system      | Monoclinic                        |

|                                   |   |                             |
|-----------------------------------|---|-----------------------------|
| Space group                       | P 21/n                                      |                             |
| Unit cell dimensions              | a = 13.773(3) Å                             | $\alpha = 90^\circ$ .       |
|                                   | b = 7.1192(14) Å                            | $\beta = 96.972(4)^\circ$ . |
|                                   | c = 19.135(4) Å                             | $\gamma = 90^\circ$ .       |
| Volume                            | 1862.4(6) Å <sup>3</sup>                    |                             |
| Z                                 | 4   |                             |
| Density (calculated)              | 1.182 Mg/m <sup>3</sup>                     |                             |
| Absorption coefficient            | 0.068 mm <sup>-1</sup>                      |                             |
| F(000)                            | 696   |                             |
| Crystal size                      | 0.79 x 0.08 x 0.03 mm <sup>3</sup>          |                             |
| Theta range for data collection   | 1.94 to 25.13°.                             |                             |
| Index ranges                      | -16 ≤ h ≤ 16, -8 ≤ k ≤ 7, -21 ≤ l ≤ 22      |                             |
| Reflections collected             | 11134                                       |                             |
| Independent reflections           | 3313 [R(int) = 0.0579]                      |                             |
| Completeness to theta = 25.13°    | 99.0 %                                      |                             |
| Absorption correction             | multi-scan                                  |                             |
| Max. and min. transmission        | 0.9980 and 0.9481                           |                             |
| Refinement method                 | Full-matrix least-squares on F <sup>2</sup> |                             |
| Data / restraints / parameters    | 3313 / 0 / 235                              |                             |
| Goodness-of-fit on F <sup>2</sup> | 0.989                                       |                             |
| Final R indices [I > 2σ(I)]       | R1 = 0.0460, wR2 = 0.0958                   |                             |
| R indices (all data)              | R1 = 0.0938, wR2 = 0.1114                   |                             |
| Largest diff. peak and hole       | 0.129 and -0.138 e.Å <sup>-3</sup>          |                             |



## X-ray Crystallographic Structure of **6'a**

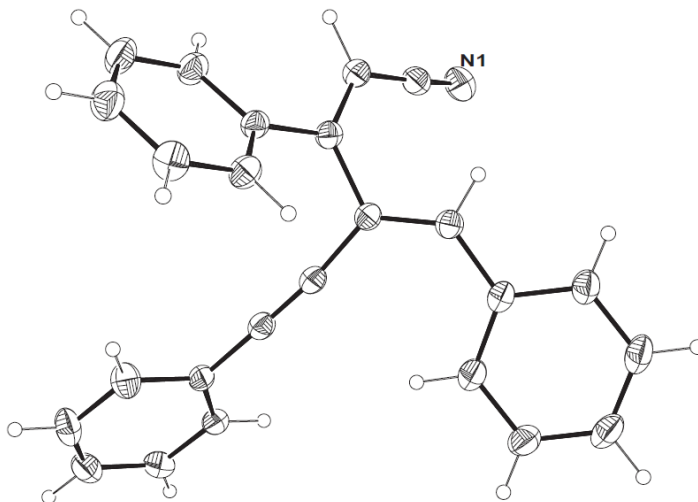


Table 3. Crystal data and structure refinement for a17293.

|                                 |  |                 |
|---------------------------------|--|-----------------|
| Identification code             | a17293                                   |                 |
| Empirical formula               | C <sub>25</sub> H <sub>17</sub> N        |                 |
| Formula weight                  | 331.40                                   |                 |
| Temperature                     | 200(2) K                                 |                 |
| Wavelength                      | 0.71073 Å                                |                 |
| Crystal system                  | Triclinic                                |                 |
| Space group                     | P -1                                     |                 |
| Unit cell dimensions            | a = 9.2568(4) Å                          | α = 88.389(3)°. |
|                                 | b = 10.0256(4) Å                         | β = 88.878(2)°. |
|                                 | c = 11.0470(5) Å                         | γ = 66.498(2)°. |
| Volume                          | 939.76(7) Å <sup>3</sup>                 |                 |
| Z                               | 2  |                 |
| Density (calculated)            | 1.171 Mg/m <sup>3</sup>                  |                 |
| Absorption coefficient          | 0.068 mm <sup>-1</sup>                   |                 |
| F(000)                          | 348                                      |                 |
| Crystal size                    | 0.66 x 0.64 x 0.20 mm <sup>3</sup>       |                 |
| Theta range for data collection | 1.84 to 25.00°.                          |                 |
| Index ranges                    | -10 ≤ h ≤ 10, -11 ≤ k ≤ 11, -13 ≤ l ≤ 13 |                 |
| Reflections collected           | 7953                                     |                 |
| Independent reflections         | 3200 [R(int) = 0.0525]                   |                 |

|                                   |   |
|-----------------------------------|---|
| Completeness to theta = 24.80°    | 99.2 %                                      |
| Absorption correction             | multi-scan                                  |
| Max. and min. transmission        | 0.9866 and 0.9567                           |
| Refinement method                 | Full-matrix least-squares on F <sup>2</sup> |
| Data / restraints / parameters    | 3200 / 0 / 235                              |
| Goodness-of-fit on F <sup>2</sup> | 1.088                                       |
| Final R indices [I>2sigma(I)]     | R1 = 0.0476, wR2 = 0.1294                   |
| R indices (all data)              | R1 = 0.0575, wR2 = 0.1463                   |
| Largest diff. peak and hole       | 0.193 and -0.232 e.Å <sup>-3</sup>          |

### X-ray Crystallographic Structure of **8a**

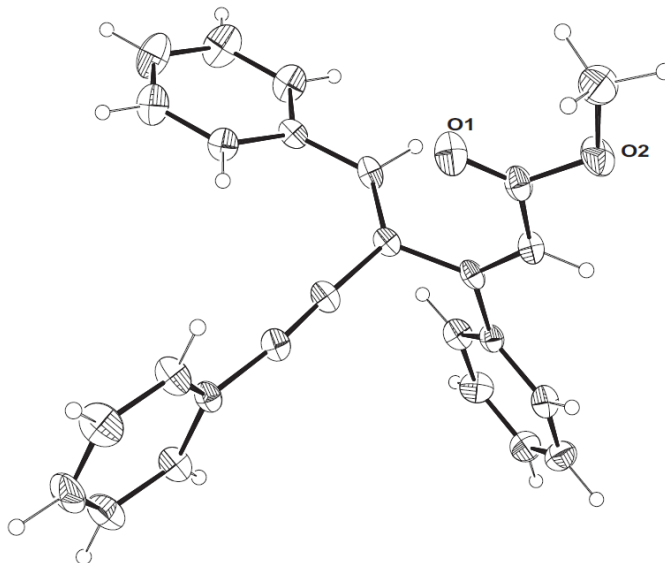


Table 4. Crystal data and structure refinement for a17448.

|                      |  |                  |
|----------------------|--|------------------|
| Identification code  | a17448   |                  |
| Empirical formula    | C <sub>26</sub> H <sub>20</sub> O <sub>2</sub> |                  |
| Formula weight       | 364.42   |                  |
| Temperature          | 200(2) K                                       |                  |
| Wavelength           | 0.71073 Å                                      |                  |
| Crystal system       | Monoclinic                                     |                  |
| Space group          | P 21/c   |                  |
| Unit cell dimensions | a = 12.480(3) Å                                | α = 90°.         |
|                      | b = 5.9054(12) Å                               | β = 94.720(18)°. |
|                      | c = 27.814(10) Å                               | γ = 90°.         |

|                                   |   |
|-----------------------------------|---|
| Volume                            | 2042.9(10) Å <sup>3</sup>                   |
| Z                                 | 4   |
| Density (calculated)              | 1.185 Mg/m <sup>3</sup>                     |
| Absorption coefficient            | 0.074 mm <sup>-1</sup>                      |
| F(000)                            | 768   |
| Crystal size                      | 0.47 x 0.08 x 0.05 mm <sup>3</sup>          |
| Theta range for data collection   | 1.47 to 25.06°.                             |
| Index ranges                      | -14<=h<=14, -6<=k<=6, -33<=l<=31            |
| Reflections collected             | 12390                                       |
| Independent reflections           | 3525 [R(int) = 0.1502]                      |
| Completeness to theta = 25.06°    | 97.7 %                                      |
| Absorption correction             | multi-scan                                  |
| Max. and min. transmission        | 0.9963 and 0.9662                           |
| Refinement method                 | Full-matrix least-squares on F <sup>2</sup> |
| Data / restraints / parameters    | 3525 / 0 / 254                              |
| Goodness-of-fit on F <sup>2</sup> | 1.029                                       |
| Final R indices [I>2sigma(I)]     | R1 = 0.1106, wR2 = 0.1654                   |
| R indices (all data)              | R1 = 0.2411, wR2 = 0.2084                   |
| Extinction coefficient            | 0.012(2)                                    |
| Largest diff. peak and hole       | 0.219 and -0.214 e.Å <sup>-3</sup>          |

## X-ray Crystallographic Structure of **10a**

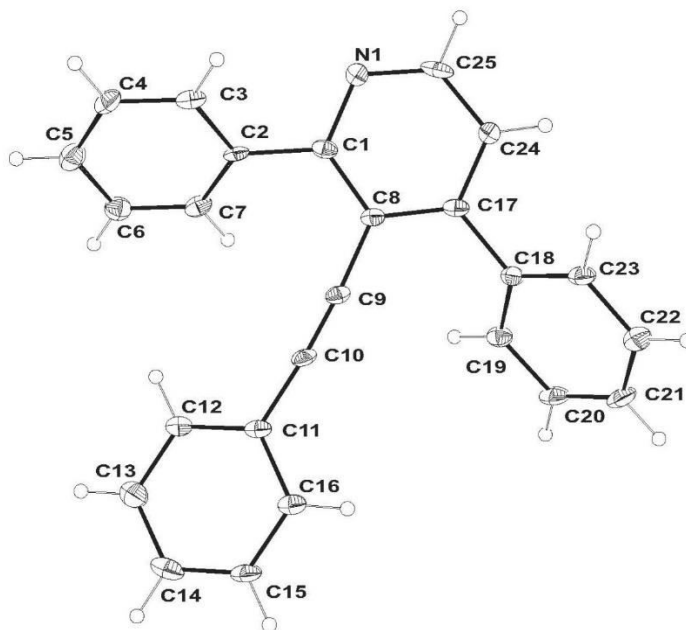
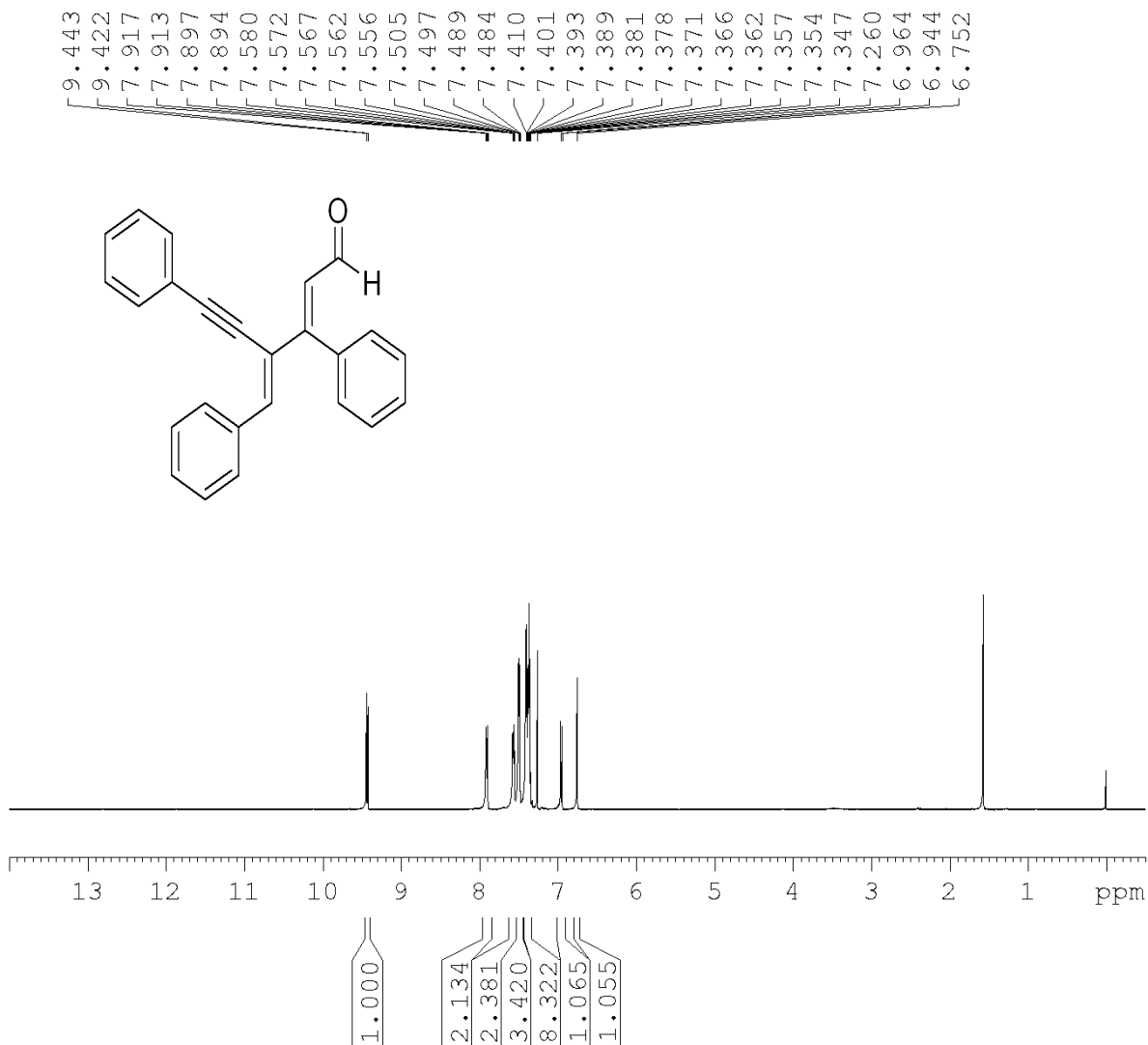


Table 5. Crystal data and structure refinement for 15371a. **N1, C24 50% disorder**

|                                 |                                    |                  |
|---------------------------------|------------------------------------|------------------|
| Identification code             | 15371a                             |                  |
| Empirical formula               | C <sub>25</sub> H <sub>17</sub> N  |                  |
| Formula weight                  | 331.40                             |                  |
| Temperature                     | 200(2) K                           |                  |
| Wavelength                      | 0.71073 Å                          |                  |
| Crystal system                  | Monoclinic                         |                  |
| Space group                     | P 21/c                             |                  |
| Unit cell dimensions            | a = 22.492(3) Å                    | α = 90°.         |
|                                 | b = 3.9450(5) Å                    | β = 112.820(9)°. |
|                                 | c = 20.893(3) Å                    | γ = 90°.         |
| Volume                          | 1708.8(4) Å <sup>3</sup>           |                  |
| Z                               | 4                                  |                  |
| Density (calculated)            | 1.288 Mg/m <sup>3</sup>            |                  |
| Absorption coefficient          | 0.074 mm <sup>-1</sup>             |                  |
| F(000)                          | 696                                |                  |
| Crystal size                    | 0.34 x 0.14 x 0.03 mm <sup>3</sup> |                  |
| Theta range for data collection | 0.98 to 25.02°.                    |                  |

|                                   |   |
|-----------------------------------|---|
| Index ranges                      | -26<=h<=26, -4<=k<=4, -24<=l<=24            |
| Reflections collected             | 12026                                       |
| Independent reflections           | 3009 [R(int) = 0.1490]                      |
| Completeness to theta = 25.02°    | 99.3 %                                      |
| Absorption correction             | multi-scan                                  |
| Max. and min. transmission        | 0.9978 and 0.9752                           |
| Refinement method                 | Full-matrix least-squares on F <sup>2</sup> |
| Data / restraints / parameters    | 3009 / 0 / 218                              |
| Goodness-of-fit on F <sup>2</sup> | 1.043                                       |
| Final R indices [I>2sigma(I)]     | R1 = 0.0943, wR2 = 0.2358                   |
| R indices (all data)              | R1 = 0.1852, wR2 = 0.2966                   |
| Largest diff. peak and hole       | 0.353 and -0.692 e.Å <sup>-3</sup>          |

(E)-4-((E)-benzylidene)-3,6-diphenylhex-2-en-5-ynal (4a)



Current Data Parameters  
NAME lio-1  
EXPNO 101  
PROCNO 1

F2 - Acquisition Parameters  
Date\_ 20130718  
Time 17.41  
INSTRUM spect  
PROBHD 5 mm BBO BB-1H  
PULPROG zg30  
TD 32768  
SOLVENT CDCl3  
NS 8  
DS 0  
SWH 7246.377 Hz  
FIDRES 0.221142 Hz  
AQ 2.2609921 sec  
RG 114  
DW 69.000 usec  
DE 6.50 usec  
TE 300.0 K  
D1 2.00000000 sec  
TD0 1

==== CHANNEL f1 =====  
NUC1 1H  
P1 11.90 usec  
PL1 3.00 dB  
SFO1 400.1324008 MHz

F2 - Processing parameters  
SI 16384  
SF 400.1300091 MHz  
WDW EM  
SSB 0  
LB 0 Hz  
GB 0  
PC 1.00

(E)-4-((E)-benzylidene)-3,6-diphenylhex-2-en-5-ynal (4a)

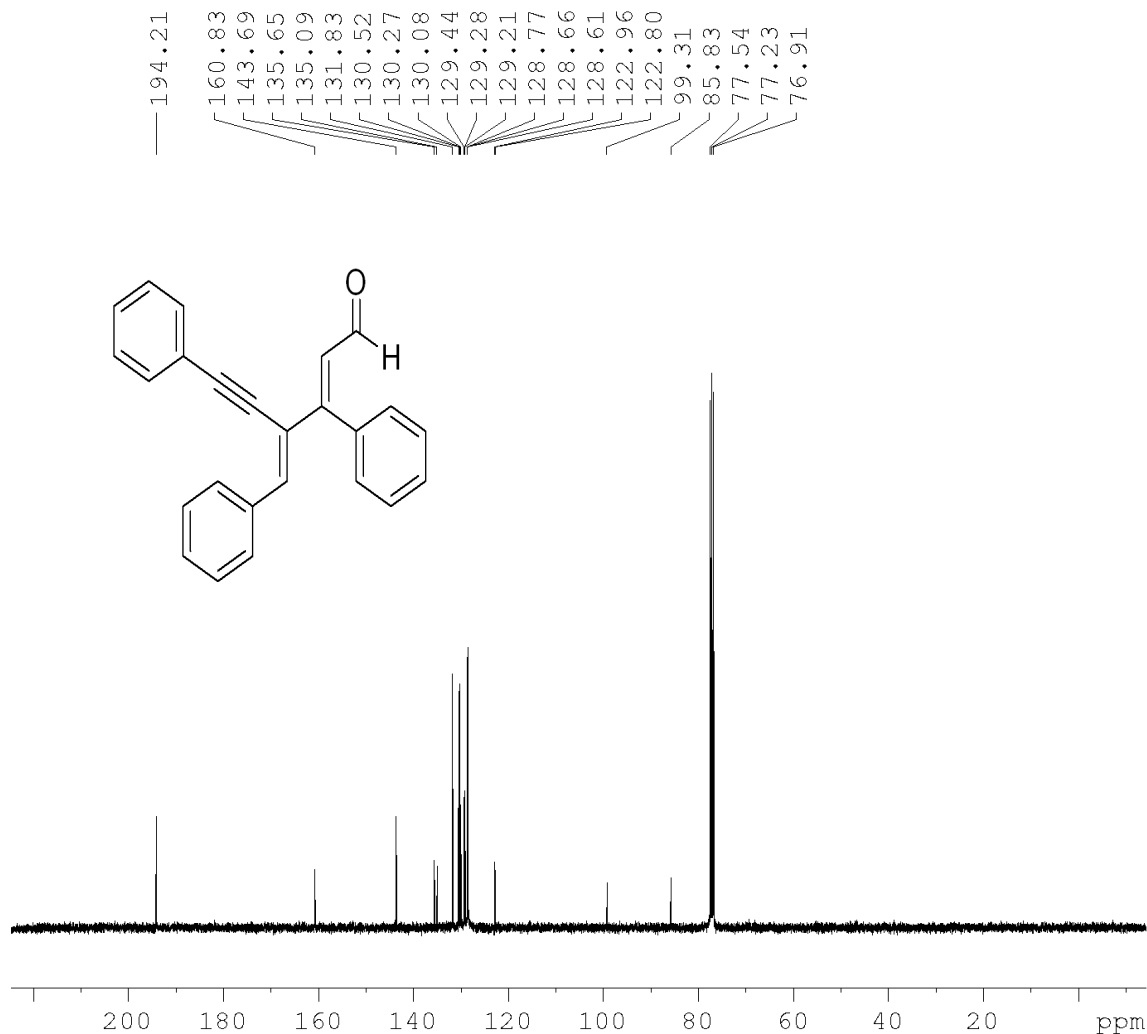
Current Data Parameters  
NAME lio-1  
EXPNO 102  
PROCNO 1

F2 - Acquisition Parameters  
Date\_ 20130604  
Time 21.51  
INSTRUM spect  
PROBHD 5 mm BBO BB-1H  
PULPROG zgpg30  
TD 32768  
SOLVENT CDCl3  
NS 629  
DS 0  
SWH 24038.461 Hz  
FIDRES 0.733596 Hz  
AQ 0.6815744 sec  
RG 8192  
DW 20.800 use  
DE 6.50 use  
TE 301.4 K  
D1 2.00000000 sec  
D11 0.03000000 sec  
TD0 1

=====  
CHANNEL f1  
=====  
NUC1 13C  
P1 9.40 use  
PL1 7.00 dB  
SFO1 100.6233325 MHz

=====  
CHANNEL f2  
=====  
CPDPRG[2] waltz16  
NUC2 1H  
PCPD2 90.00 use  
PL2 3.00 dB  
PL12 20.70 dB  
PL13 23.70 dB  
SFO2 400.1316005 MHz

F2 - Processing parameters  
SI 32768  
SF 100.6127484 MHz



(E)-4-((E)-benzylidene)-6-phenyl-3-(p-tolyl)hex-2-en-5-ynal (4b)



Current Data Parameters

NAME lio-1  
EXPNO 125  
PROCNO 1

F2 - Acquisition Parameters

Date\_ 20131101  
Time 1.01  
INSTRUM spect  
PROBHD 5 mm BBO BB-1H  
PULPROG zg30  
TD 32768  
SOLVENT CDCl3  
NS 8  
DS 0  
SWH 7246.377 Hz  
FIDRES 0.221142 Hz  
AQ 2.2609921 sec  
RG 114  
DW 69.000 usec  
DE 6.50 usec  
TE 300.4 K  
D1 2.00000000 sec  
TD0 1

==== CHANNEL f1 =====

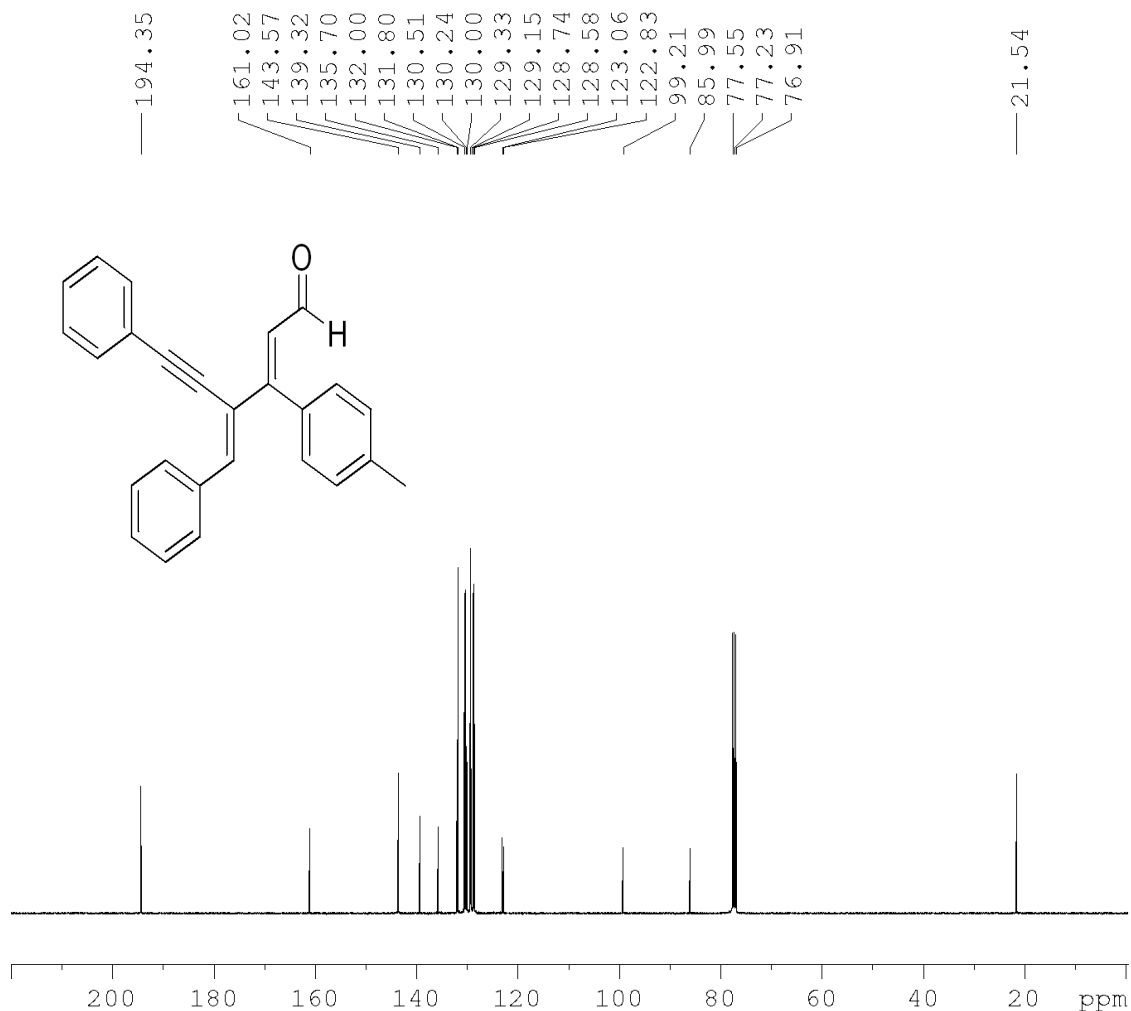
NUC1 1H  
P1 11.90 usec  
PL1 3.00 dB  
SFO1 400.1324008 MHz

F2 - Processing parameters

SI 16384  
SF 400.1300213 MHz  
WDW EM  
SSB 0  
LB 0 Hz  
GB 0  
PC 1.00



(E)-4-((E)-benzylidene)-6-phenyl-3-(p-tolyl)hex-2-en-5-ynal (4b)



Current Data Parameters

NAME lio-1  
EXPNO 126  
PROCNO 1

F2 - Acquisition Parameters

Date\_ 20131101  
Time 1.06  
INSTRUM spect  
PROBHD 5 mm BBO BB-1H  
PULPROG zgpg30  
TD 32768  
SOLVENT CDCl3  
NS 8159  
DS 0  
SWH 24038.461 Hz  
FIDRES 0.733596 Hz  
AQ 0.6815744 sec  
RG 8192  
DW 20.800 use  
DE 6.50 use  
TE 300.6 K  
D1 2.00000000 sec  
D11 0.03000000 sec  
TD0 1

==== CHANNEL f1 =====

NUC1 13C  
P1 9.40 use  
PL1 7.00 dB  
SFO1 100.6233325 MHz

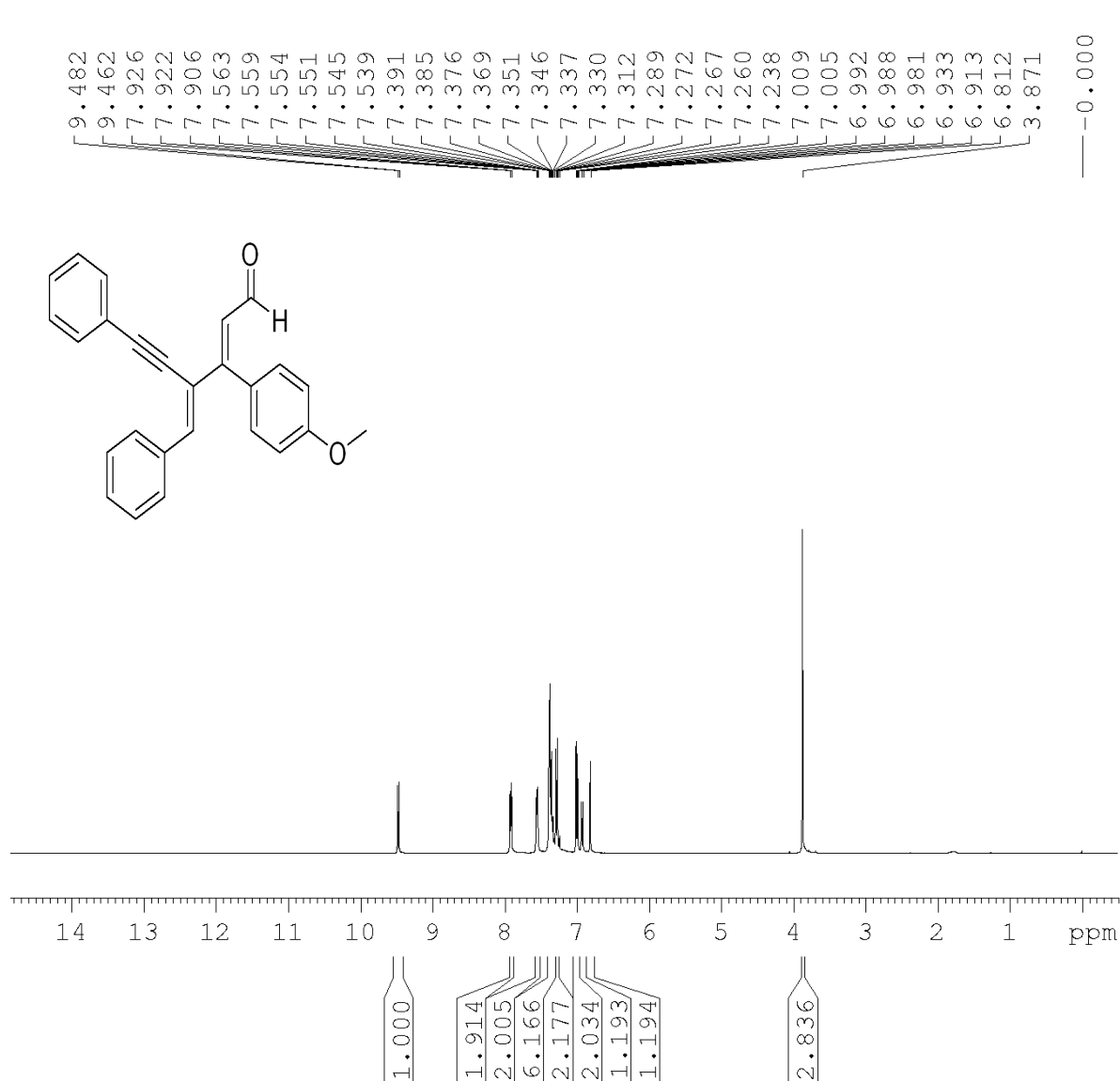
==== CHANNEL f2 =====

CPDPRG[2] waltz16  
NUC2 1H  
PCPD2 90.00 use  
PL2 3.00 dB  
PL12 20.70 dB  
PL13 23.70 dB  
SFO2 400.1316005 MHz

F2 - Processing parameters

SI 32768  
SF 100.6127517 MHz

(E)-4-((E)-benzylidene)-3-(4-methoxyphenyl)-6-phenylhex-2-en-5-ynal (4c)



Current Data Parameters  
NAME lio-1  
EXPNO 127  
PROCNO 1

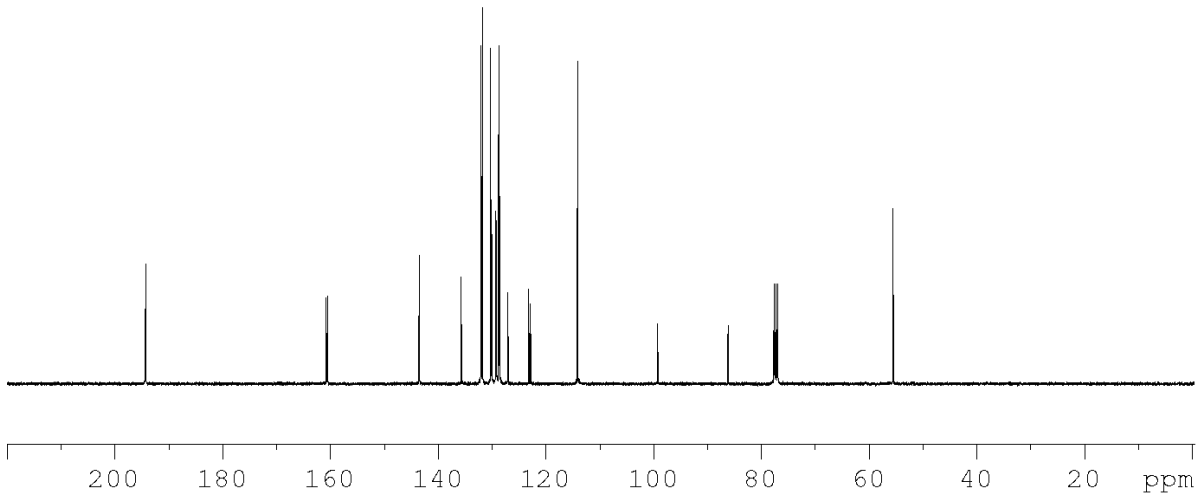
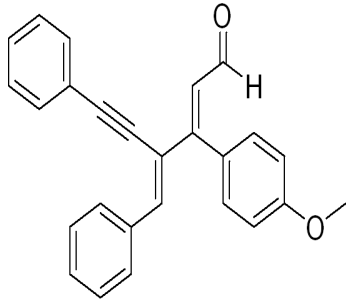
F2 - Acquisition Parameters  
Date\_ 20131006  
Time 21.16  
INSTRUM spect  
PROBHD 5 mm BBO BB-1H  
PULPROG zg30  
TD 32768  
SOLVENT CDCl3  
NS 16  
DS 0  
SWH 7246.377 Hz  
FIDRES 0.221142 Hz  
AQ 2.2609921 sec  
RG 40.3  
DW 69.000 usec  
DE 6.50 usec  
TE 299.3 K  
D1 2.00000000 sec  
TD0 1

==== CHANNEL f1 =====  
NUC1 1H  
P1 11.90 usec  
PL1 3.00 dB  
SFO1 400.1324008 MHz

F2 - Processing parameters  
SI 16384  
SF 400.1300180 MHz  
WDW EM  
SSB 0  
LB 0 Hz  
GB 0  
PC 1.00

(E)-4-((E)-benzylidene)-3-(4-methoxyphenyl)-6-phenylhex-2-en-5-ynal (4c)

194.26  
160.72  
160.51  
143.46  
135.65  
132.01  
131.75  
130.20  
129.98  
129.28  
129.12  
128.71  
128.56  
127.03  
123.14  
122.78  
114.06  
99.19  
86.12  
77.55  
77.23  
76.91  
55.52



Current Data Parameters  
NAME lio-1  
EXPNO 128  
PROCNO 1

F2 - Acquisition Parameters  
Date\_ 20131006  
Time 21.17  
INSTRUM spect  
PROBHD 5 mm BBO BB-1H  
PULPROG zgpg30  
TD 32768  
SOLVENT CDCl3  
NS 1005  
DS 0  
SWH 24038.461 Hz  
FIDRES 0.733596 Hz  
AQ 0.6815744 sec  
RG 8192  
DW 20.800 use  
DE 6.50 use  
TE 299.4 K  
D1 2.00000000 sec  
D11 0.03000000 sec  
TD0 1

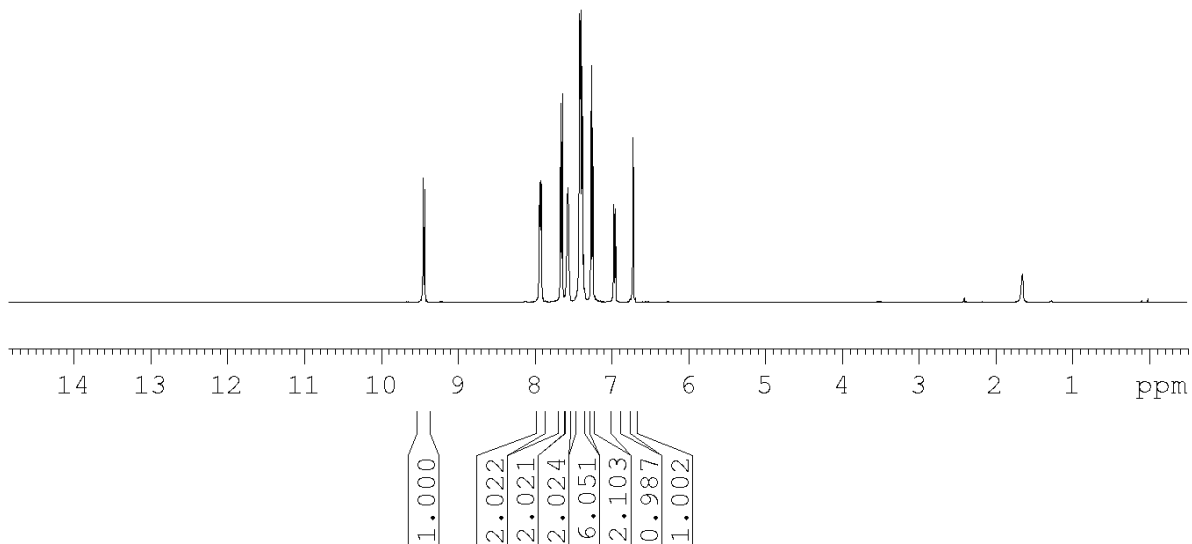
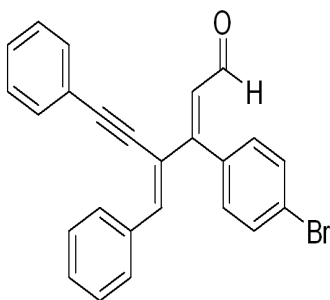
==== CHANNEL f1 =====  
NUC1 13C  
P1 9.40 use  
PL1 7.00 dB  
SFO1 100.6233325 MHz

==== CHANNEL f2 =====  
CPDPRG[2] waltz16  
NUC2 1H  
PCPD2 90.00 use  
PL2 3.00 dB  
PL12 20.70 dB  
PL13 23.70 dB  
SFO2 400.1316005 MHz

F2 - Processing parameters

(E)-4-((E)-benzylidene)-3-(4-bromophenyl)-6-phenylhex-2-en-5-ynal (4d)

9.448  
9.428  
7.932  
7.928  
7.913  
7.656  
7.639  
7.635  
7.575  
7.568  
7.564  
7.559  
7.551  
7.542  
7.413  
7.405  
7.397  
7.381  
7.377  
7.363  
7.347  
7.343  
7.260  
7.239  
6.965  
6.944  
6.714



Current Data Parameters  
NAME lio-1  
EXPNO 117  
PROCNO 1

F2 - Acquisition Parameters  
Date\_ 20130810  
Time 22.19  
INSTRUM spect  
PROBHD 5 mm BBO BB-1H  
PULPROG zg30  
TD 32768  
SOLVENT CDCl3  
NS 16  
DS 0  
SWH 7246.377 Hz  
FIDRES 0.221142 Hz  
AQ 2.2609921 sec  
RG 114  
DW 69.000 usec  
DE 6.50 usec  
TE 297.1 K  
D1 2.00000000 sec  
TD0 1

==== CHANNEL f1 =====  
NUC1 1H  
P1 11.90 usec  
PL1 3.00 dB  
SFO1 400.1324008 MHz

F2 - Processing parameters  
SI 16384  
SF 400.1300098 MHz  
WDW EM  
SSB 0  
LB 0 Hz  
GB 0  
PC 1.00

(E)-4-((E)-benzylidene)-3-(4-bromophenyl)-6-phenylhex-2-en-5-ynal (4d)

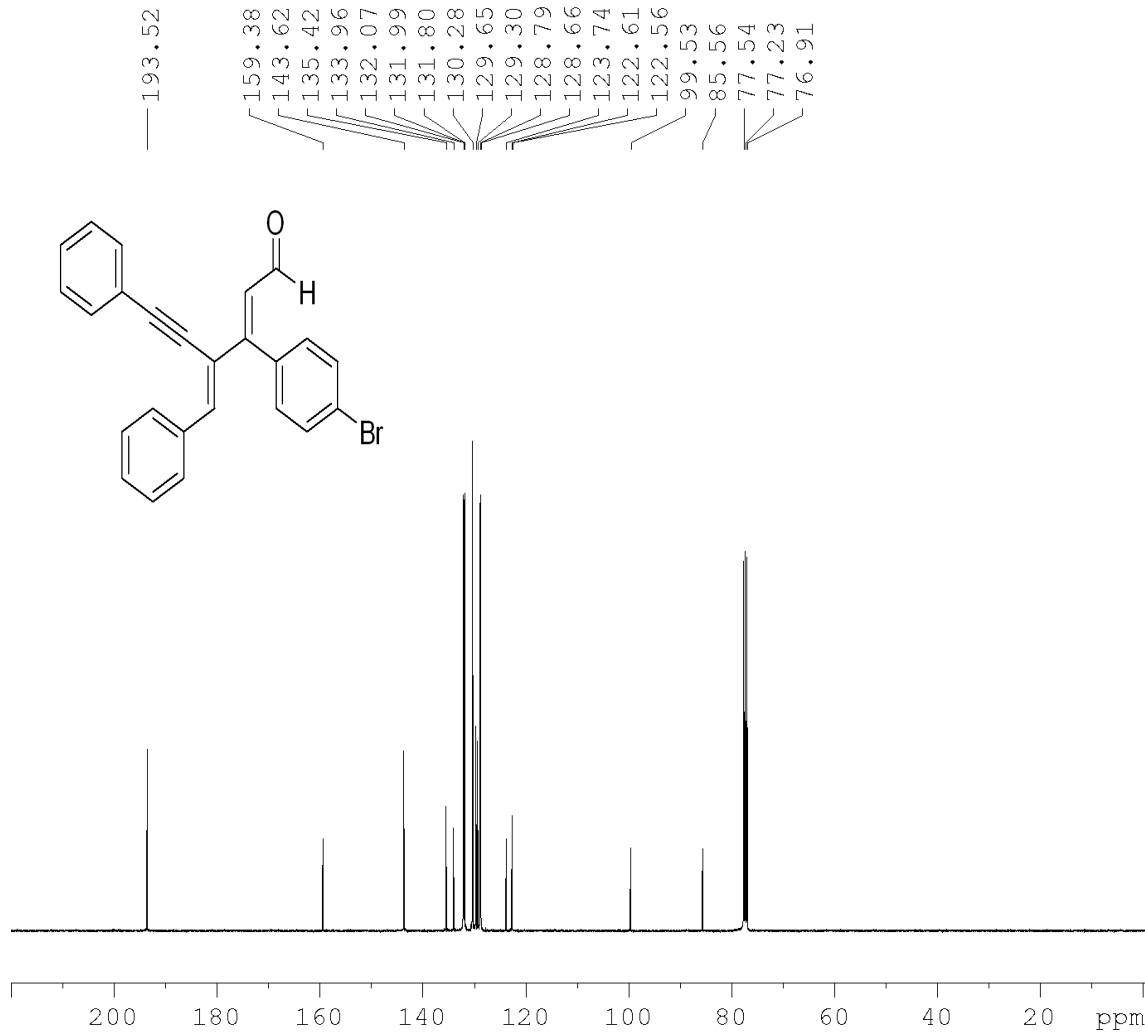
Current Data Parameters  
NAME lio-1  
EXPNO 118  
PROCNO 1

F2 - Acquisition Parameters  
Date\_ 20130810  
Time 22.20  
INSTRUM spect  
PROBHD 5 mm BBO BB-1H  
PULPROG zgpg30  
TD 32768  
SOLVENT CDCl3  
NS 15099  
DS 0  
SWH 24038.461 Hz  
FIDRES 0.733596 Hz  
AQ 0.6815744 sec  
RG 8192  
DW 20.800 use  
DE 6.50 use  
TE 297.1 K  
D1 2.00000000 sec  
D11 0.03000000 sec  
TD0 1

=====  
CHANNEL f1  
=====  
NUC1 13C  
P1 9.40 use  
PL1 7.00 dB  
SFO1 100.6233325 MHz

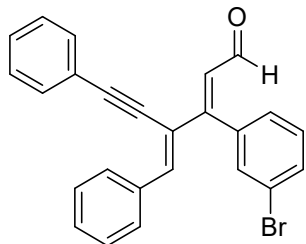
=====  
CHANNEL f2  
=====  
CPDPRG[2] waltz16  
NUC2 1H  
PCPD2 90.00 use  
PL2 3.00 dB  
PL12 20.70 dB  
PL13 23.70 dB  
SFO2 400.1316005 MHz

F2 - Processing parameters  
SI 32768  
SF 100.6127525 MHz



(2E, 4E)-4-benzylidene-3-(3-bromophenyl)-6-phenylhex-2-en-5-ynal (4e)

9.4525  
9.4323  
7.9375  
7.9327  
7.9174  
7.9147  
7.6632  
7.6595  
7.6563  
7.6435  
7.6394  
7.6365  
7.5813  
7.5748  
7.5701  
7.5660  
7.5574  
7.5483  
7.5446  
7.5408  
7.4179  
7.4104  
7.4065  
7.3868  
7.3822  
7.3675  
7.3230  
7.3068  
7.3038  
7.2601  
6.9671  
6.9467  
6.7148

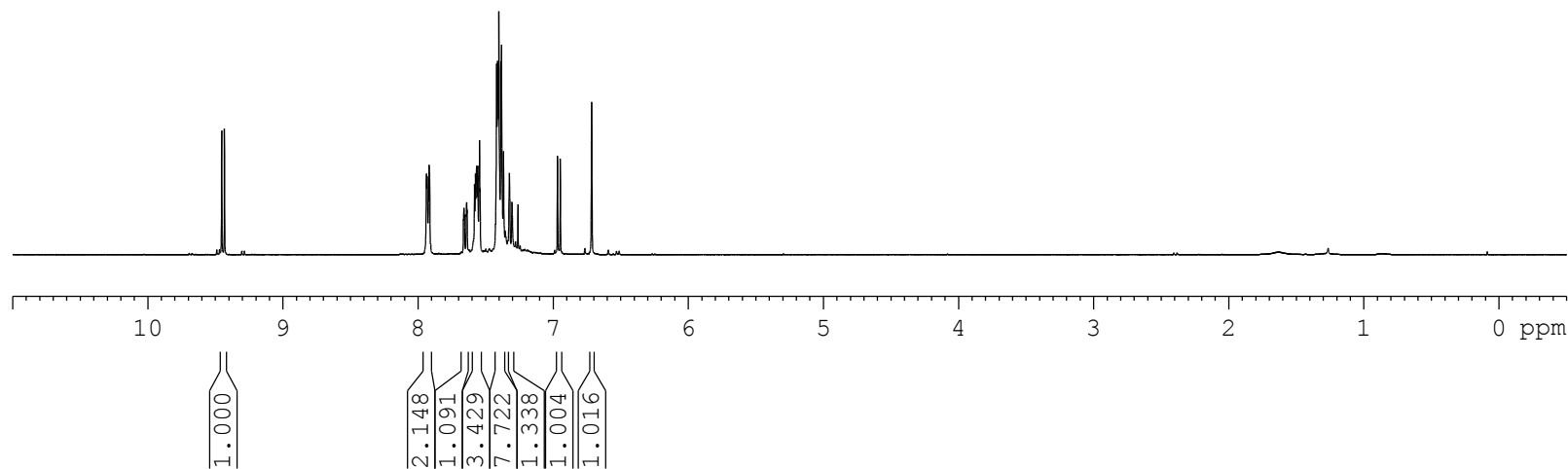


Current Data Parameters  
NAME TRY  
EXPNO 594  
PROCNO 1

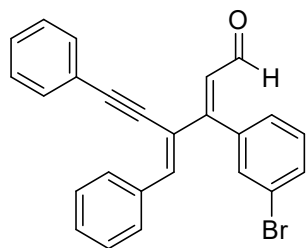
F2 - Acquisition Parameters  
Date\_ 20160229  
Time 22.07  
INSTRUM spect  
PROBHD 5 mm PABBO BB/  
PULPROG zg30  
TD 32768  
SOLVENT CDCl3  
NS 64  
DS 0  
SWH 7211.539 Hz  
FIDRES 0.220079 Hz  
AQ 2.2719147 sec  
RG 78.51  
DW 69.333 usec  
DE 10.50 usec  
TE 296.9 K  
D1 2.00000000 sec  
TD0 1

===== CHANNEL f1 =====  
SFO1 400.1324008 MHz  
NUC1 1H  
P1 12.90 usec  
PLW1 15.00000000 W

F2 - Processing parameters  
SI 16384  
SF 400.1300097 MHz  
WDW EM  
SSB 0  
LB 0 Hz  
GB 0  
PC 1.00



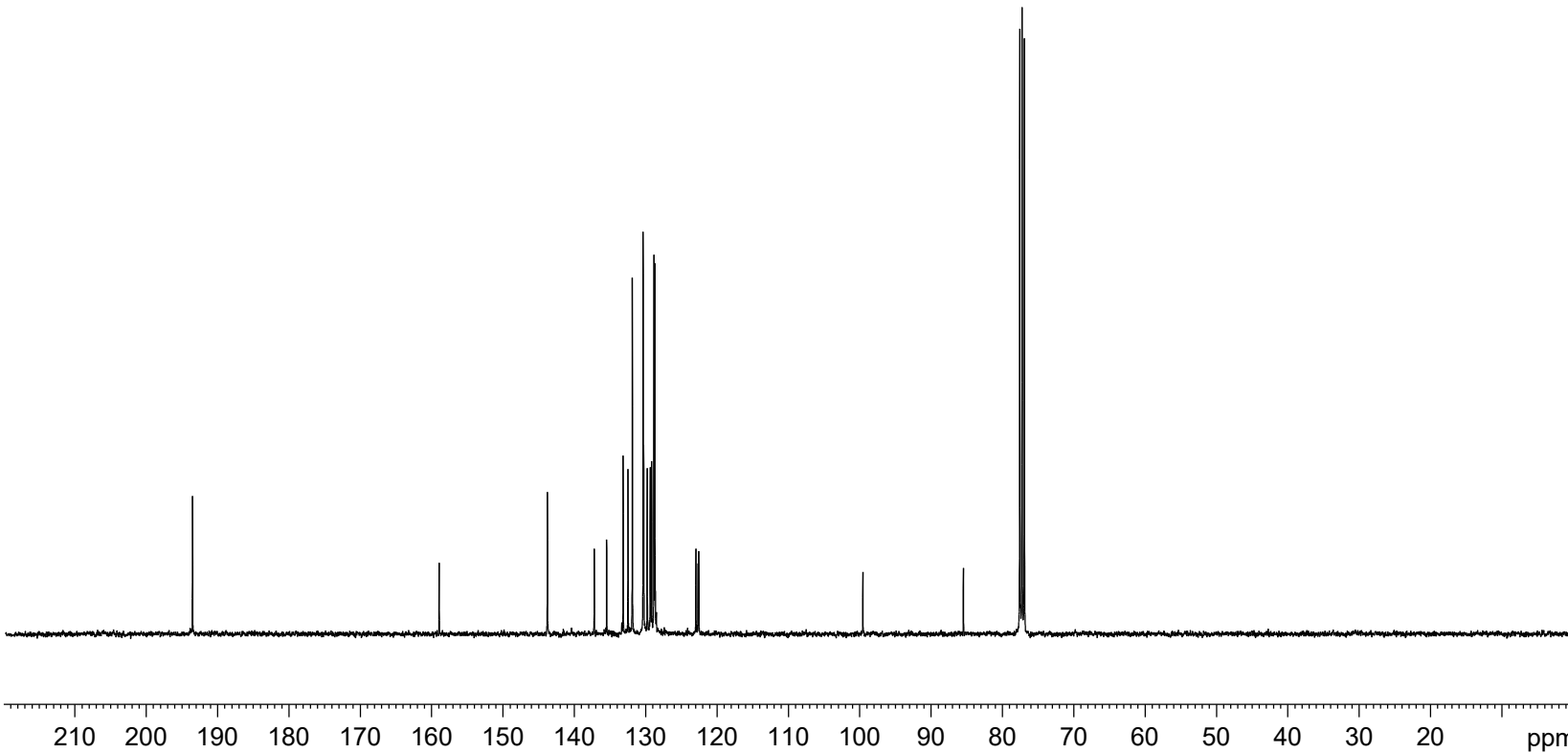
(2E, 4E)-4-benzylidene-3-(3-bromophenyl)-6-phenylhex-2-en-5-ynal (4e)



193.48

158.90  
143.72  
137.16  
135.43  
133.11  
132.44  
131.82  
130.32  
130.23  
129.74  
129.31  
129.12  
128.80  
128.67  
122.91  
122.61  
122.51  
99.55

85.45  
77.55  
77.23  
76.91



Current Data Parameters

NAME TRY  
EXPNO 595  
PROCNO 1

F2 - Acquisition Parameters

Date\_ 20160229  
Time 22.14  
INSTRUM spect  
PROBHD 5 mm PABBO BB/  
PULPROG zgpg30  
TD 32768  
SOLVENT CDCl3  
NS 900  
DS 0  
SWH 24038.461 Hz  
FIDRES 0.733596 Hz  
AQ 0.6815744 sec  
RG 198.09  
DW 20.800 usec  
DE 6.50 usec  
TE 297.6 K  
D1 2.00000000 sec  
D11 0.03000000 sec  
TD0 1

==== CHANNEL f1 =====

SFO1 100.6228298 MHz  
NUC1 13C  
P1 10.00 usec  
PLW1 47.50000000 W

==== CHANNEL f2 =====

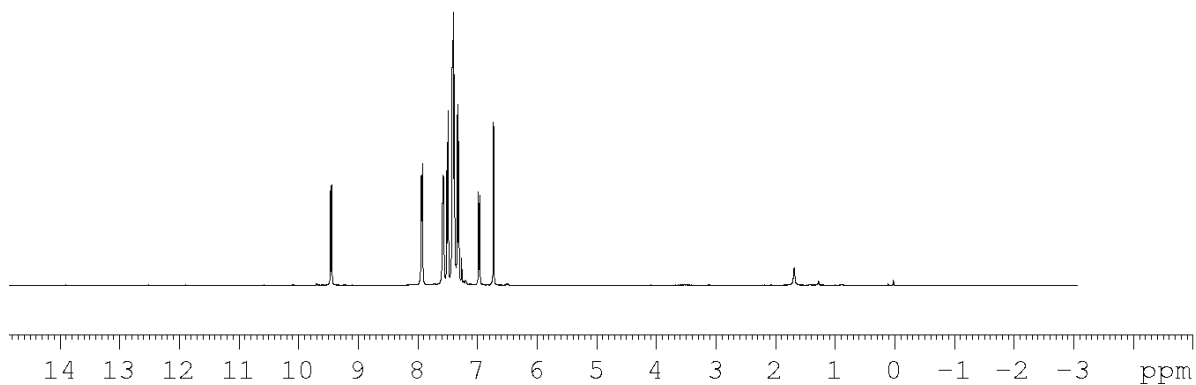
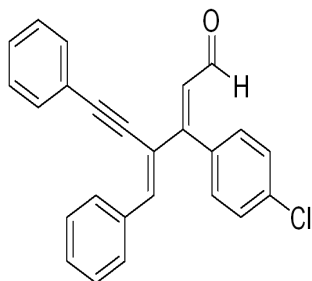
SFO2 400.1316005 MHz  
NUC2 1H  
CPDPRG2 waltz16  
PCPD2 90.00 usec  
PLW2 15.00000000 W  
PLW12 0.33750001 W  
PLW13 0.27338001 W

F2 - Processing parameters

SI 32768  
SF 100.6127512 MHz  
WDW EM  
SSB 0  
LB 2.00 Hz  
GB 0  
PC 1.00

(E)-4-((E)-benzylidene)-3-(4-chlorophenyl)-6-phenylhex-2-en-5-ynal (4f)

9.455  
9.435  
7.933  
7.916  
7.579  
7.573  
7.564  
7.557  
7.502  
7.482  
7.415  
7.408  
7.399  
7.380  
7.365  
7.345  
7.326  
7.306  
7.260  
6.974  
6.953  
6.722



1.000  
2.067  
2.122  
2.127  
6.076  
2.110  
0.984  
1.014

Current Data Parameters

NAME lio-1  
EXPNO 119  
PROCNO 1

F2 - Acquisition Parameters

Date\_ 20130916  
Time 23.27  
INSTRUM spect  
PROBHD 5 mm BBO BB-1H  
PULPROG zg30  
TD 32768  
SOLVENT CDCl3  
NS 8  
DS 0  
SWH 7246.377 Hz  
FIDRES 0.221142 Hz  
AQ 2.2609921 sec  
RG 114  
DW 69.000 usec  
DE 6.50 usec  
TE 299.1 K  
D1 2.00000000 sec  
TD0 1

==== CHANNEL f1 =====

NUC1 1H  
P1 11.90 usec  
PL1 3.00 dB  
SFO1 400.1324008 MHz

F2 - Processing parameters

SI 16384  
SF 400.130095 MHz  
WDW EM  
SSB 0  
LB 0 Hz  
GB 0  
PC 1.00



(E)-4-((E)-benzylidene)-3-(4-chlorophenyl)-6-phenylhex-2-en-5-ynal (4f)

Current Data Parameters

NAME lio-1  
 EXPNO 120  
 PROCNO 1

F2 - Acquisition Parameters

Date\_ 20130916  
 Time 23.28  
 INSTRUM spect  
 PROBHD 5 mm BBO BB-1H  
 PULPROG zgpg30  
 TD 32768  
 SOLVENT CDCl3  
 NS 501  
 DS 0  
 SWH 24038.461 Hz  
 FIDRES 0.733596 Hz  
 AQ 0.6815744 sec  
 RG 8192  
 DW 20.800 use  
 DE 6.50 use  
 TE 299.2 K  
 D1 2.00000000 sec  
 D11 0.03000000 sec  
 TD0 1

==== CHANNEL f1 =====

NUC1 13C  
 P1 9.40 use  
 PL1 7.00 dB  
 SFO1 100.6233325 MHz

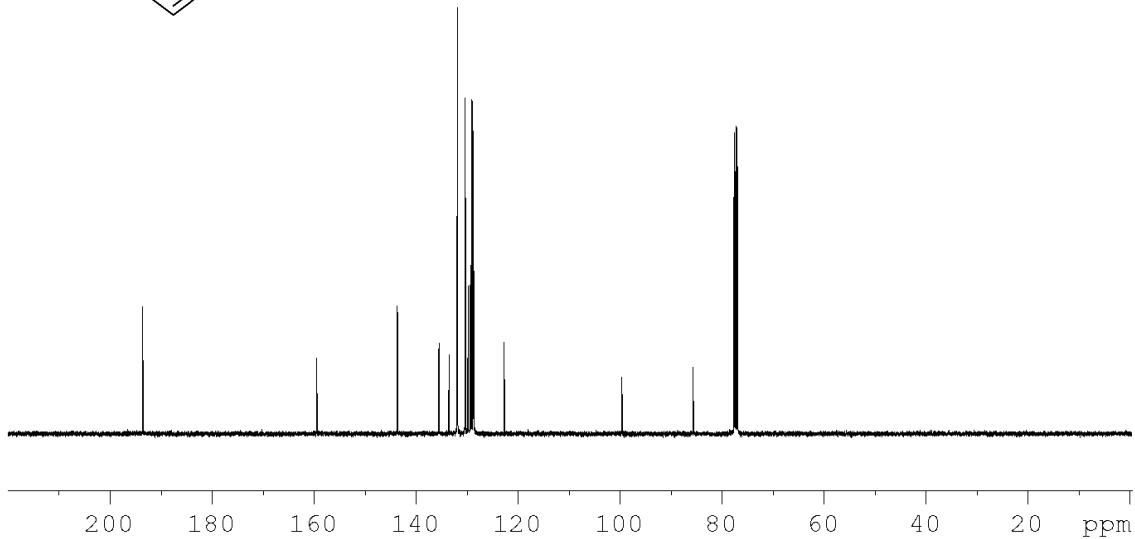
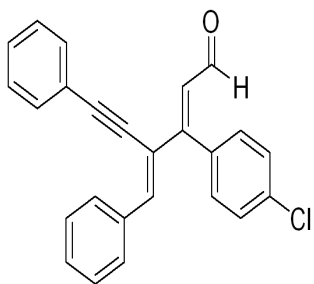
==== CHANNEL f2 =====

CPDPRG[2] waltz16  
 NUC2 1H  
 PCPD2 90.00 use  
 PL2 3.00 dB  
 PL12 20.70 dB  
 PL13 23.70 dB  
 SFO2 400.1316005 MHz

F2 - Processing parameters

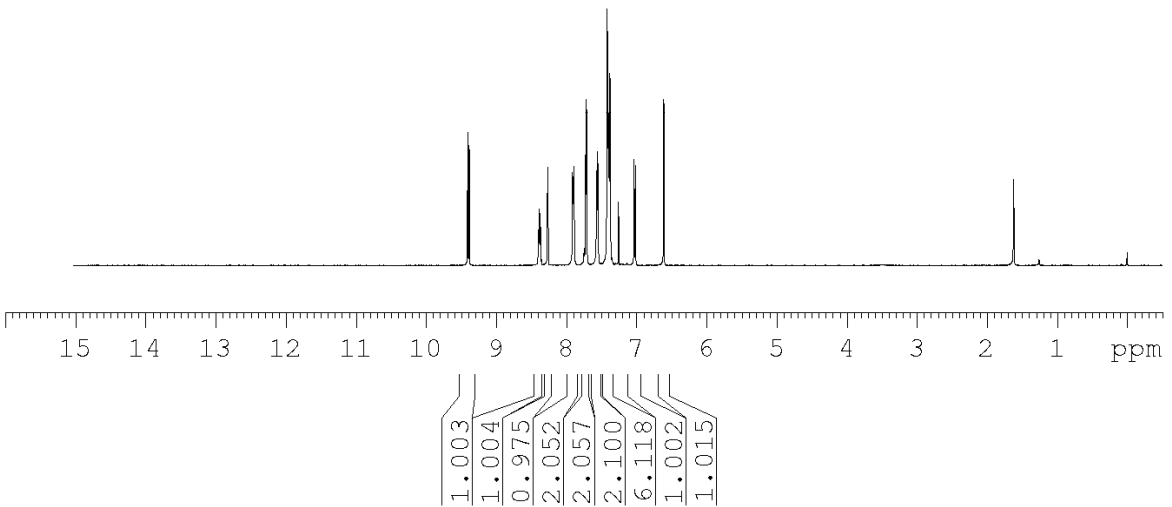
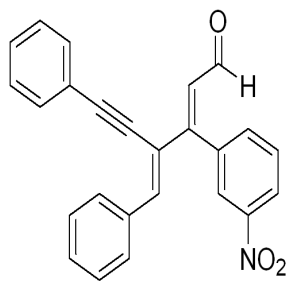
SI 32768  
 SF 100.6127538 MHz

193.52  
 159.38  
 143.58  
 135.54  
 135.43  
 133.47  
 131.80  
 131.79  
 130.27  
 130.24  
 129.68  
 129.28  
 129.02  
 128.78  
 128.65  
 122.63  
 122.61  
 99.51  
 85.58  
 77.54  
 77.23  
 76.91



(E)-4-((E)-benzylidene)-3-(3-nitrophenyl)-6-phenylhex-2-en-5-ynal (4g)

9.412  
9.391  
8.402  
8.396  
8.392  
8.388  
8.380  
8.379  
8.373  
8.270  
7.917  
7.911  
7.898  
7.894  
7.733  
7.729  
7.725  
7.719  
7.577  
7.571  
7.562  
7.558  
7.553  
7.423  
7.417  
7.410  
7.409  
7.407  
7.399  
7.392  
7.385  
7.381  
7.375  
7.260  
7.038  
7.018  
6.615



Current Data Parameters  
NAME lio-1  
EXPNO 111  
PROCNO 1

F2 - Acquisition Parameters  
Date\_ 20130916  
Time 23.55  
INSTRUM spect  
PROBHD 5 mm BBO BB-1H  
PULPROG zg30  
TD 32768  
SOLVENT CDCl3  
NS 8  
DS 0  
SWH 7246.377 Hz  
FIDRES 0.221142 Hz  
AQ 2.2609921 sec  
RG 161.3  
DW 69.000 usec  
DE 6.50 usec  
TE 299.2 K  
D1 2.00000000 sec  
TD0 1

==== CHANNEL f1 =====  
NUC1 1H  
P1 11.90 usec  
PL1 3.00 dB  
SFO1 400.1324008 MHz

F2 - Processing parameters  
SI 16384  
SF 400.1300093 MHz  
WDW EM  
SSB 0  
LB 0 Hz  
GB 0  
PC 1.00

(E)-4-((E)-benzylidene)-3-(3-nitrophenyl)-6-phenylhex-2-en-5-ynal (4g)

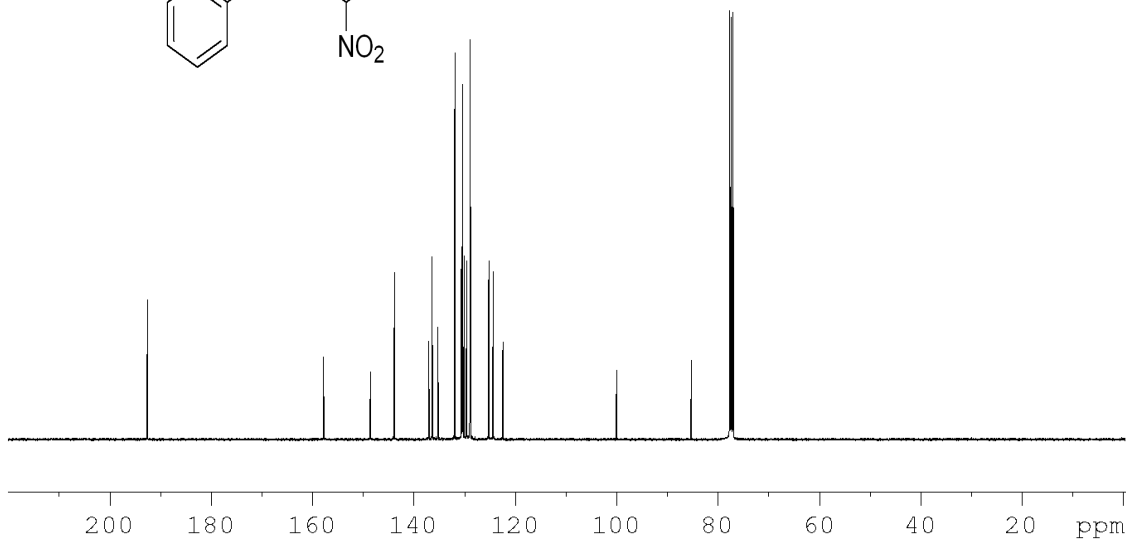
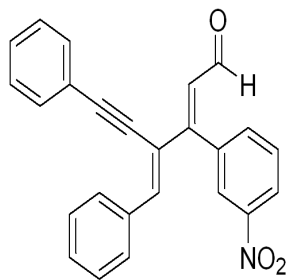
Current Data Parameters

NAME lio-1  
EXPNO 112  
PROCNO 1

192.50  
157.71  
148.49  
143.76  
136.95  
136.29  
135.18  
131.83  
130.54  
130.33  
130.28  
129.95  
129.47  
128.84  
128.74  
125.12  
124.29  
122.42  
122.31  
99.93  
85.17  
77.55  
77.23  
76.91

F2 - Acquisition Parameters

Date\_ 20130916  
Time 23.56  
INSTRUM spect  
PROBHD 5 mm BBO BB-1H  
PULPROG zgpg30  
TD 32768  
SOLVENT CDCl3  
NS 11915  
DS 0  
SWH 24038.461 Hz  
FIDRES 0.733596 Hz  
AQ 0.6815744 sec  
RG 8192  
DW 20.800 use  
DE 6.50 use  
TE 299.2 K  
D1 2.0000000 sec  
D11 0.0300000 sec  
TD0 1



==== CHANNEL f1 =====

NUC1 13C  
P1 9.40 use  
PL1 7.00 dB  
SFO1 100.6233325 MHz

==== CHANNEL f2 =====

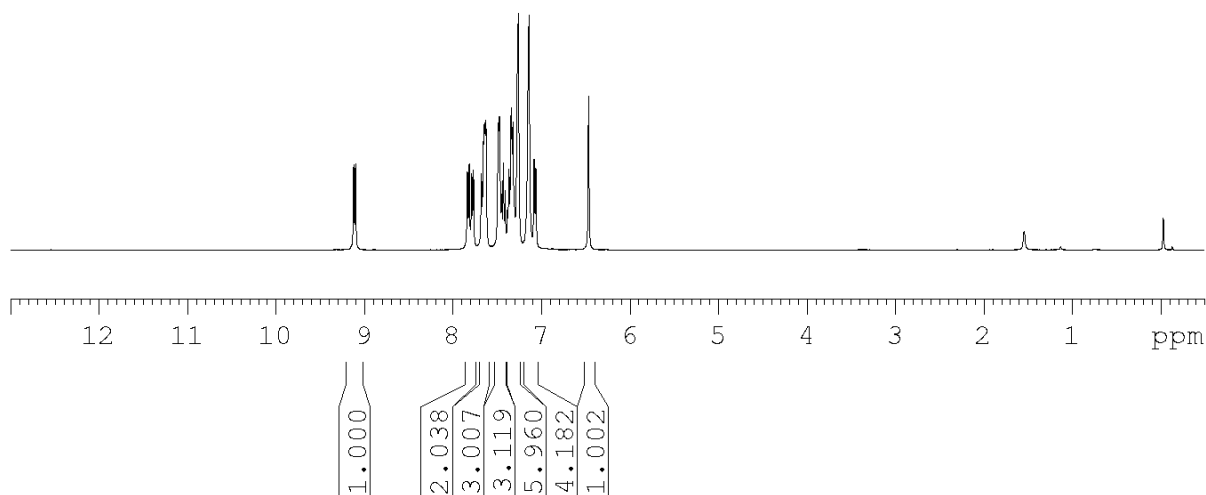
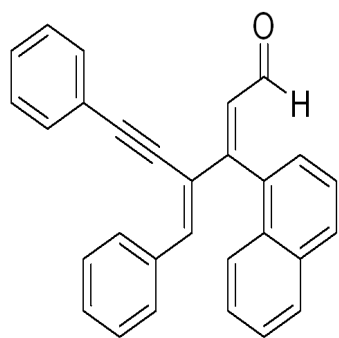
CPDPRG[2] waltz16  
NUC2 1H  
PCPD2 90.00 use  
PL2 3.00 dB  
PL12 20.70 dB  
PL13 23.70 dB  
SFO2 400.1316005 MHz

F2 - Processing parameters

SI 32768  
SF 100.6127503 MHz

(Z)-4-(E)-benzylidene)-3-(naphthalen-1-yl)-6-phenylhex-2-en-5-ynal (4h)

9.119  
9.099  
7.834  
7.813  
7.785  
7.766  
7.676  
7.654  
7.645  
7.638  
7.626  
7.479  
7.470  
7.446  
7.427  
7.408  
7.382  
7.365  
7.335  
7.318  
7.268  
7.259  
7.147  
7.137  
7.080  
7.060  
6.463



Current Data Parameters  
NAME lio-1  
EXPNO 103  
PROCNO 1

F2 - Acquisition Parameters

Date\_ 20131101  
Time 0.18  
INSTRUM spect  
PROBHD 5 mm BBO BB-1H  
PULPROG zg30  
TD 32768  
SOLVENT CDCl3  
NS 8  
DS 0  
SWH 7246.377 Hz  
FIDRES 0.221142 Hz  
AQ 2.2609921 sec  
RG 57  
DW 69.000 usec  
DE 6.50 usec  
TE 300.4 K  
D1 2.00000000 sec  
TD0 1

==== CHANNEL f1 =====

NUC1 1H  
P1 11.90 usec  
PL1 3.00 dB  
SFO1 400.1324008 MHz

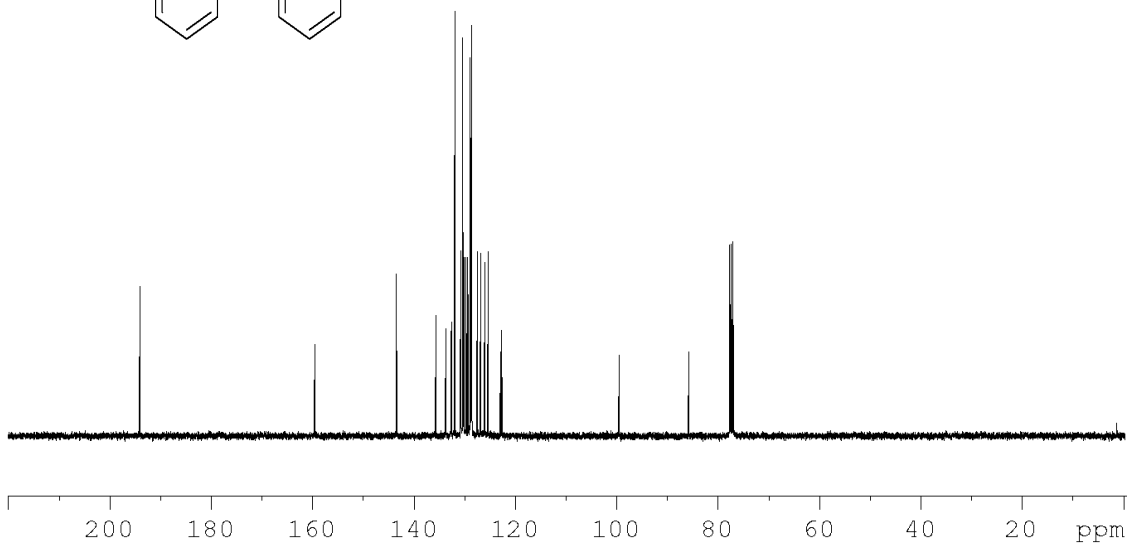
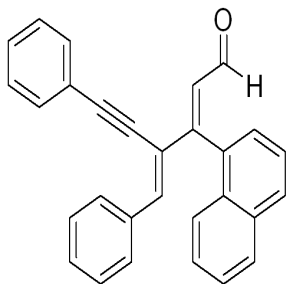
F2 - Processing parameters

SI 16384  
SF 400.1300828 MHz  
WDW EM  
SSB 0  
LB 0 Hz  
GB 0  
PC 1.00

(Z)-4-((E)-benzylidene)-3-(naphthalen-1-yl)-6-phenylhex-2-en-5-ynal (4h)

Current Data Parameters  
NAME lio-1  
EXPNO 104  
PROCNO 1

143.33  
135.52  
133.61  
132.49  
132.46  
131.82  
130.61  
130.24  
130.01  
129.57  
129.22  
128.78  
128.60  
128.52  
128.47  
127.35  
126.70  
125.90  
125.20  
122.76  
122.53  
99.39  
85.62  
77.54  
77.23  
76.91



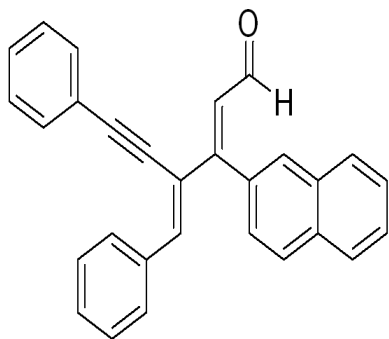
F2 - Acquisition Parameters  
Date\_ 20131101  
Time 0.32  
INSTRUM spect  
PROBHD 5 mm BBO BB-1H  
PULPROG zgpg30  
TD 32768  
SOLVENT CDCl3  
NS 300  
DS 0  
SWH 24038.461 Hz  
FIDRES 0.733596 Hz  
AQ 0.6815744 sec  
RG 8192  
DW 20.800 use  
DE 6.50 use  
TE 300.7 K  
D1 2.00000000 sec  
D11 0.03000000 sec  
TD0 1

==== CHANNEL f1 =====  
NUC1 13C  
P1 9.40 use  
PL1 7.00 dB  
SFO1 100.6233325 MHz

==== CHANNEL f2 =====  
CPDPRG[2] waltz16  
NUC2 1H  
PCPD2 90.00 use  
PL2 3.00 dB  
PL12 20.70 dB  
PL13 23.70 dB  
SFO2 400.1316005 MHz

F2 - Processing parameters  
SI 32768  
SF 100.6127587 MHz

(E)-4-((E)-benzylidene)-3-(naphthalen-2-yl)-6-phenylhex-2-en-5-ynal (4i)



Current Data Parameters  
 NAME lio-1  
 EXPNO 105  
 PROCNO 1

F2 - Acquisition Parameters  
 Date\_ 20130917  
 Time 22.11  
 INSTRUM spect  
 PROBHD 5 mm BBO BB-1H  
 PULPROG zg30  
 TD 32768  
 SOLVENT CDCl3  
 NS 16  
 DS 0  
 SWH 7246.377 Hz  
 FIDRES 0.221142 Hz  
 AQ 2.2609921 sec  
 RG 114  
 DW 69.000 usec  
 DE 6.50 usec  
 TE 299.0 K  
 D1 2.00000000 sec  
 TD0 1

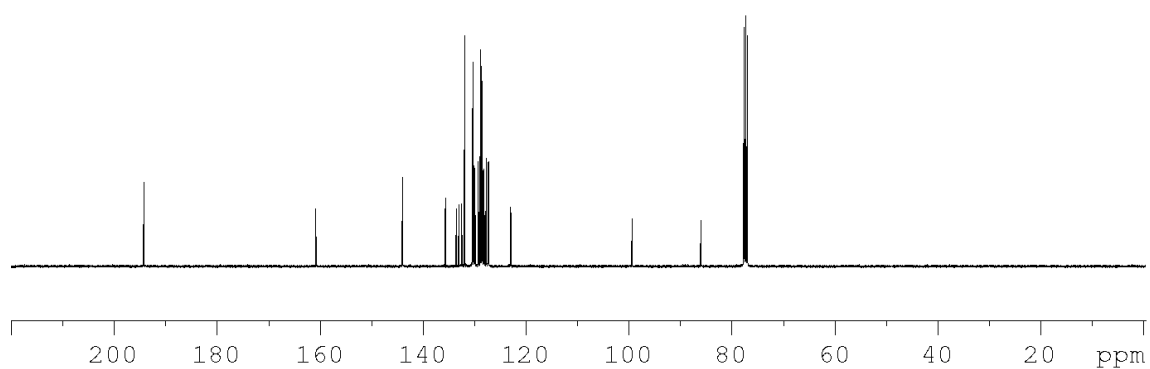
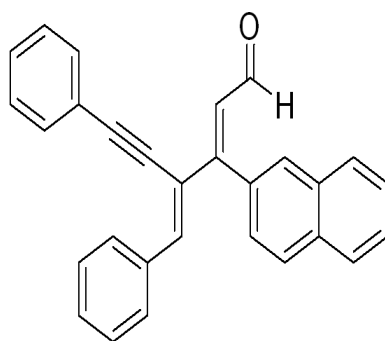
===== CHANNEL f1 =====  
 NUC1 1H  
 P1 11.90 usec  
 PL1 3.00 dB  
 SFO1 400.1324008 MHz

F2 - Processing parameters  
 SI 16384  
 SF 400.1300093 MHz  
 WDW EM  
 SSB 0  
 LB 0 Hz  
 GB 0  
 PC 1.00

(E)-4-((E)-benzylidene)-3-(naphthalen-2-yl)-6-phenylhex-2-en-5-ynal (4i)

Current Data Parameters  
NAME lio-1  
EXPNO 106  
PROCNO 1

194.17  
160.76  
143.91  
135.60  
133.48  
132.95  
132.46  
131.83  
130.31  
130.25  
130.09  
129.86  
129.21  
128.77  
128.59  
128.41  
128.07  
127.64  
127.31  
127.18  
122.92  
122.77  
99.34  
85.92  
77.54  
77.23  
76.91



F2 - Acquisition Parameters  
Date\_ 20130917  
Time 22.13  
INSTRUM spect  
PROBHD 5 mm BBO BB-1H  
PULPROG zgpg30  
TD 32768  
SOLVENT CDCl3  
NS 1587  
DS 0  
SWH 24038.461 Hz  
FIDRES 0.733596 Hz  
AQ 0.6815744 sec  
RG 8192  
DW 20.800 use  
DE 6.50 use  
TE 299.0 K  
D1 2.00000000 sec  
D11 0.03000000 sec  
TD0 1

==== CHANNEL f1 =====  
NUC1 13C  
P1 9.40 use  
PL1 7.00 dB  
SFO1 100.6233325 MHz

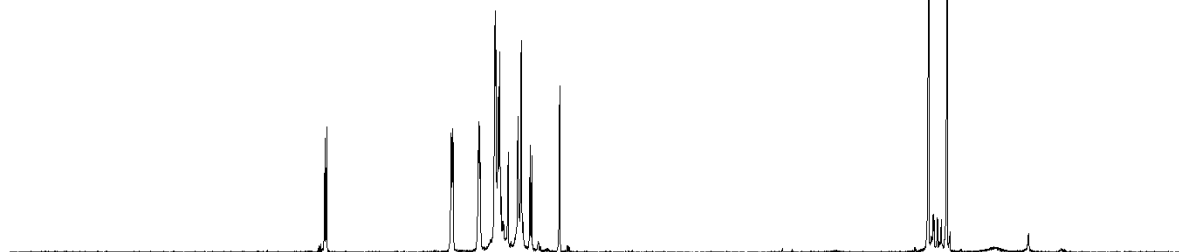
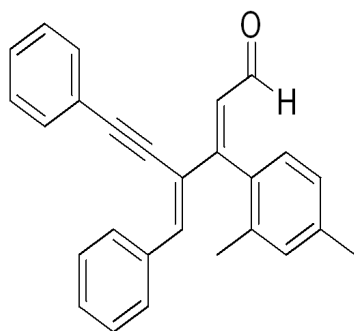
==== CHANNEL f2 =====  
CPDPRG[2] waltz16  
NUC2 1H  
PCPD2 90.00 use  
PL2 3.00 dB  
PL12 20.70 dB  
PL13 23.70 dB  
SFO2 400.1316005 MHz

F2 - Processing parameters  
SI 32768  
SF 100.6127539 MHz

(E)-4-((E)-benzylidene)-3-(2,4-dimethylphenyl)-6-phenylhex-2-en-5-ynal (4j)

9.368  
9.348  
7.916  
7.912  
7.896  
7.603  
7.595  
7.586  
7.580  
7.414  
7.405  
7.398  
7.389  
7.374  
7.355  
7.339  
7.259  
7.145  
7.130  
7.105  
7.005  
6.985  
6.665

2.418  
2.205



1.006  
2.092  
2.182  
6.924  
3.763  
1.115  
1.027

3.096  
3.059

Current Data Parameters  
NAME lio-1  
EXPNO 107  
PROCNO 1

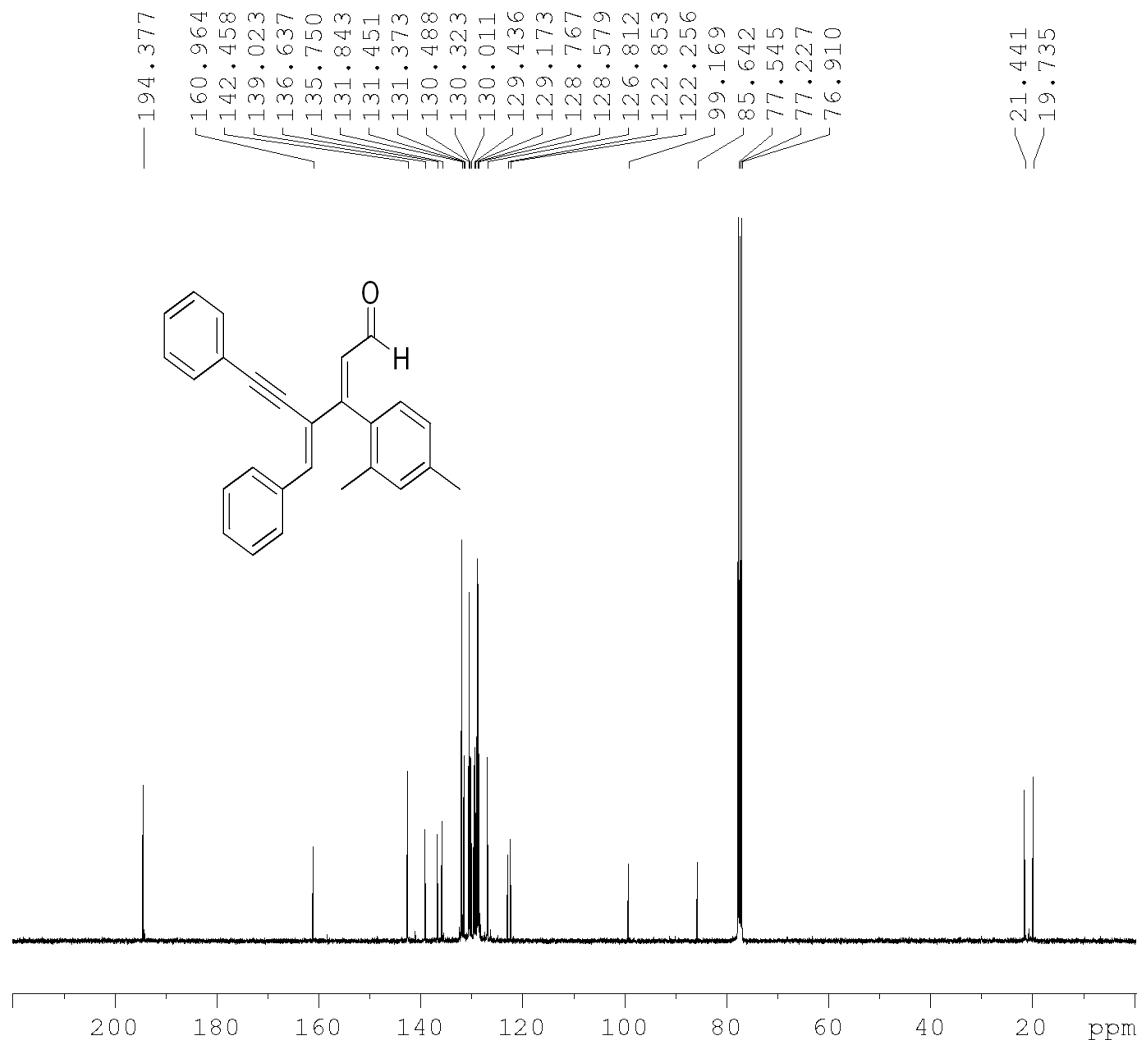
F2 - Acquisition Parameters  
Date\_ 20131115  
Time 2.02  
INSTRUM spect  
PROBHD 5 mm BBO BB-1H  
PULPROG zg30  
TD 32768  
SOLVENT CDCl3  
NS 1  
DS 0  
SWH 7246.377 Hz  
FIDRES 0.221142 Hz  
AQ 2.2609921 sec  
RG 161.3  
DW 69.000 usec  
DE 6.50 usec  
TE 300.3 K  
D1 2.00000000 sec  
TD0 1

==== CHANNEL f1 =====  
NUC1 1H  
P1 11.90 usec  
PL1 3.00 dB  
SFO1 400.1324008 MHz

F2 - Processing parameters  
SI 16384  
SF 400.1300094 MHz  
WDW EM  
SSB 0  
LB 0 Hz  
GB 0  
PC 1.00



(E)-4-((E)-benzylidene)-3-(2,4-dimethylphenyl)-6-phenylhex-2-en-5-ynal (4j)



Current Data Parameters  
NAME lio-1  
EXPNO 108  
PROCNO 1

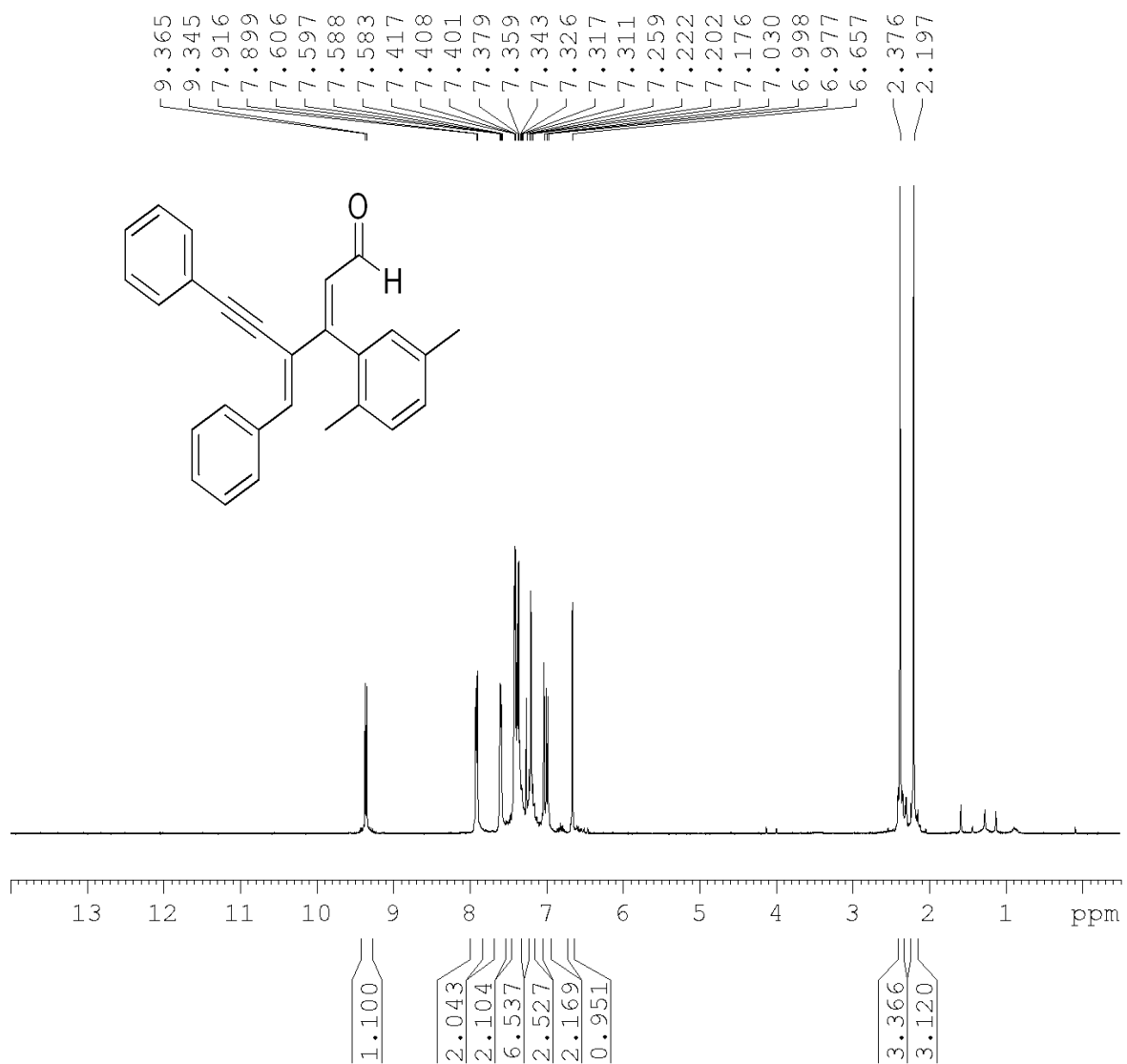
F2 - Acquisition Parameters  
Date\_ 20131115  
Time 2.03  
INSTRUM spect  
PROBHD 5 mm BBO BB-1H  
PULPROG zgpg30  
TD 32768  
SOLVENT CDCl3  
NS 7901  
DS 0  
SWH 24038.461 Hz  
FIDRES 0.733596 Hz  
AQ 0.6815744 sec  
RG 46341  
DW 20.800 use  
DE 6.50 use  
TE 300.3 K  
D1 2.00000000 sec  
D11 0.03000000 sec  
TD0 1

==== CHANNEL f1 =====  
NUC1 13C  
P1 9.40 use  
PL1 7.00 dB  
SFO1 100.6233325 MHz

==== CHANNEL f2 =====  
CPDPRG[2] waltz16  
NUC2 1H  
PCPD2 90.00 use  
PL2 3.00 dB  
PL12 20.70 dB  
PL13 23.70 dB  
SFO2 400.1316005 MHz

F2 - Processing parameters  
SI 32768  
SF 100.6127492 MHz

(E)-4-((E)-benzylidene)-3-(2,5-dimethylphenyl)-6-phenylhex-2-en-5-ynal (4k)



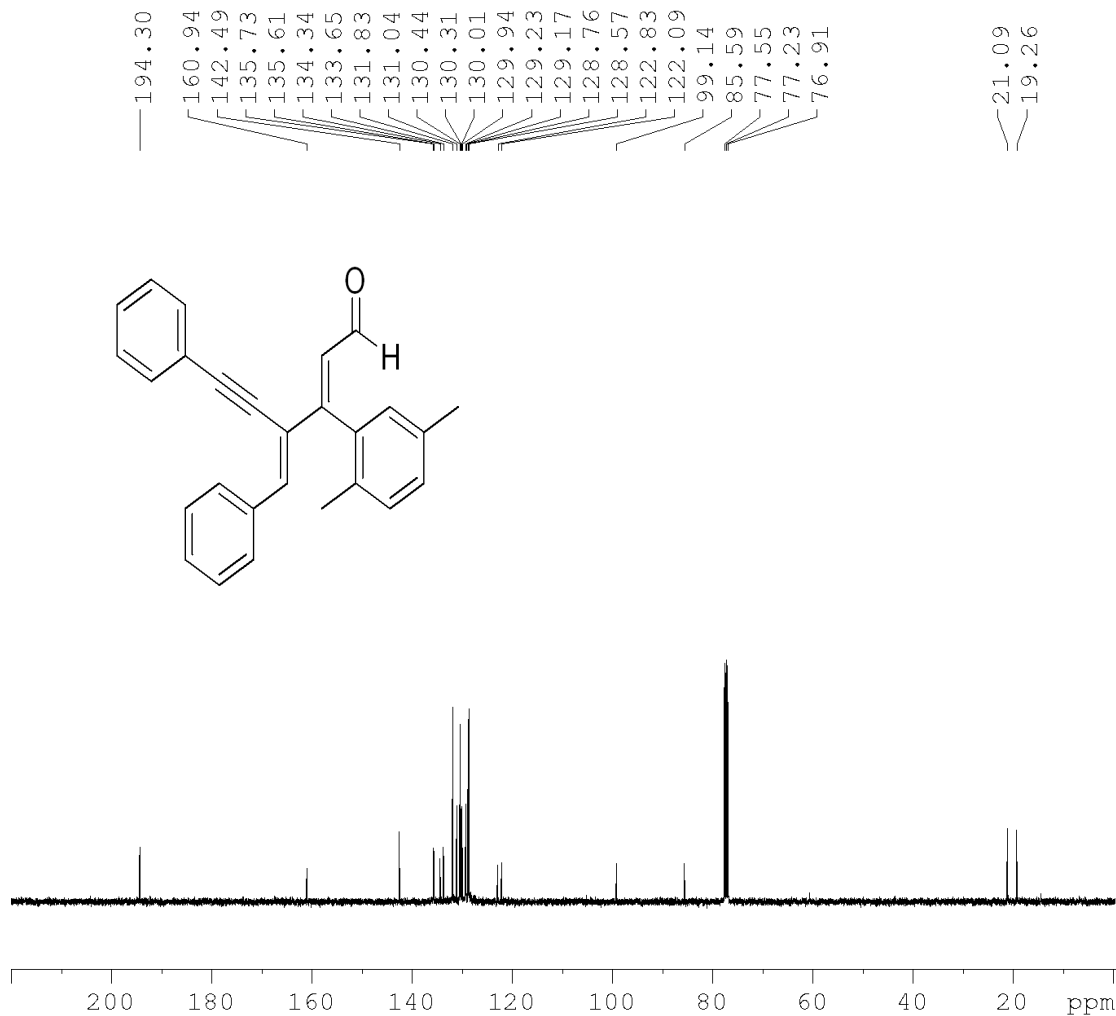
Current Data Parameters  
 NAME lio-1  
 EXPNO 109  
 PROCNO 1

F2 - Acquisition Parameters  
 Date\_ 20131107  
 Time 22.09  
 INSTRUM spect  
 PROBHD 5 mm BBO BB-1H  
 PULPROG zg30  
 TD 32768  
 SOLVENT CDCl3  
 NS 8  
 DS 0  
 SWH 7246.377 Hz  
 FIDRES 0.221142 Hz  
 AQ 2.2609921 sec  
 RG 181  
 DW 69.000 usec  
 DE 6.50 usec  
 TE 300.0 K  
 D1 2.00000000 sec  
 TD0 1

==== CHANNEL f1 =====  
 NUC1 1H  
 P1 11.90 usec  
 PL1 3.00 dB  
 SFO1 400.1324008 MHz

F2 - Processing parameters  
 SI 16384  
 SF 400.1300098 MHz  
 WDW EM  
 SSB 0  
 LB 0 Hz  
 GB 0  
 PC 1.00

(E)-4-((E)-benzylidene)-3-(2,5-dimethylphenyl)-6-phenylhex-2-en-5-ynal (4k)



Current Data Parameters

NAME lio-1  
EXPNO 110  
PROCNO 1

F2 - Acquisition Parameters

Date\_ 20131107  
Time 22.19  
INSTRUM spect  
PROBHD 5 mm BBO BB-1H  
PULPROG zgpg30  
TD 32768  
SOLVENT CDCl3  
NS 205  
DS 0  
SWH 24038.461 Hz  
FIDRES 0.733596 Hz  
AQ 0.6815744 sec  
RG 8192  
DW 20.800 use  
DE 6.50 use  
TE 300.3 K  
D1 2.00000000 sec  
D11 0.03000000 sec  
TD0 1

==== CHANNEL f1 =====

NUC1 13C  
P1 10.50 usec  
PL1 7.00 dB  
SFO1 100.6233325 MHz

==== CHANNEL f2 =====

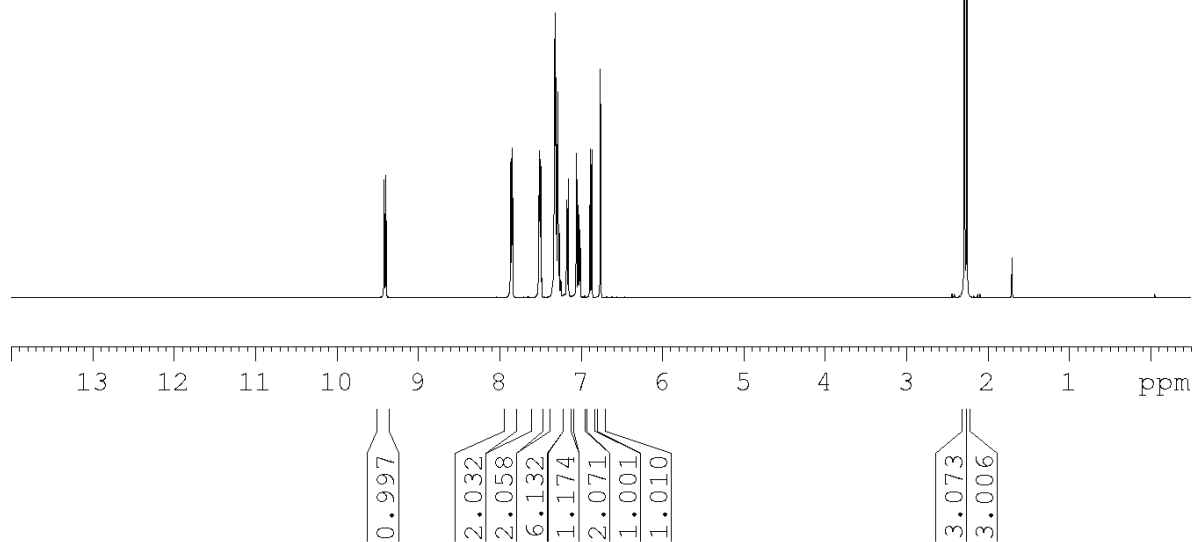
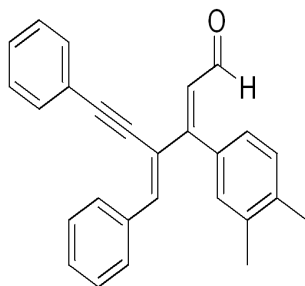
CPDPRG[2] waltz16  
NUC2 1H  
PCPD2 90.00 usec  
PL2 -0.60 dB  
PL12 15.00 dB  
PL13 18.00 dB  
SFO2 400.1316005 MHz

F2 - Processing parameters

SI 32768  
SF 100.6127518 MHz

(E)-4-((E)-benzylidene)-3-(3,4-dimethylphenyl)-6-phenylhex-2-en-5-ynal (41)

9.413  
9.393  
7.861  
7.857  
7.840  
7.512  
7.507  
7.503  
7.493  
7.488  
7.323  
7.318  
7.314  
7.307  
7.301  
7.282  
7.277  
7.267  
7.260  
7.171  
7.153  
7.050  
7.029  
7.010  
6.883  
6.863  
6.757  
2.281  
2.253



Current Data Parameters

NAME lio-1  
EXPNO 113  
PROCNO 1

F2 - Acquisition Parameters

Date\_ 20131101  
Time 0.56  
INSTRUM spect  
PROBHD 5 mm BBO BB-1H  
PULPROG zg30  
TD 32768  
SOLVENT CDCl3  
NS 8  
DS 0  
SWH 7246.377 Hz  
FIDRES 0.221142 Hz  
AQ 2.2609921 sec  
RG 45.3  
DW 69.000 usec  
DE 6.50 usec  
TE 300.6 K  
D1 2.00000000 sec  
TD0 1

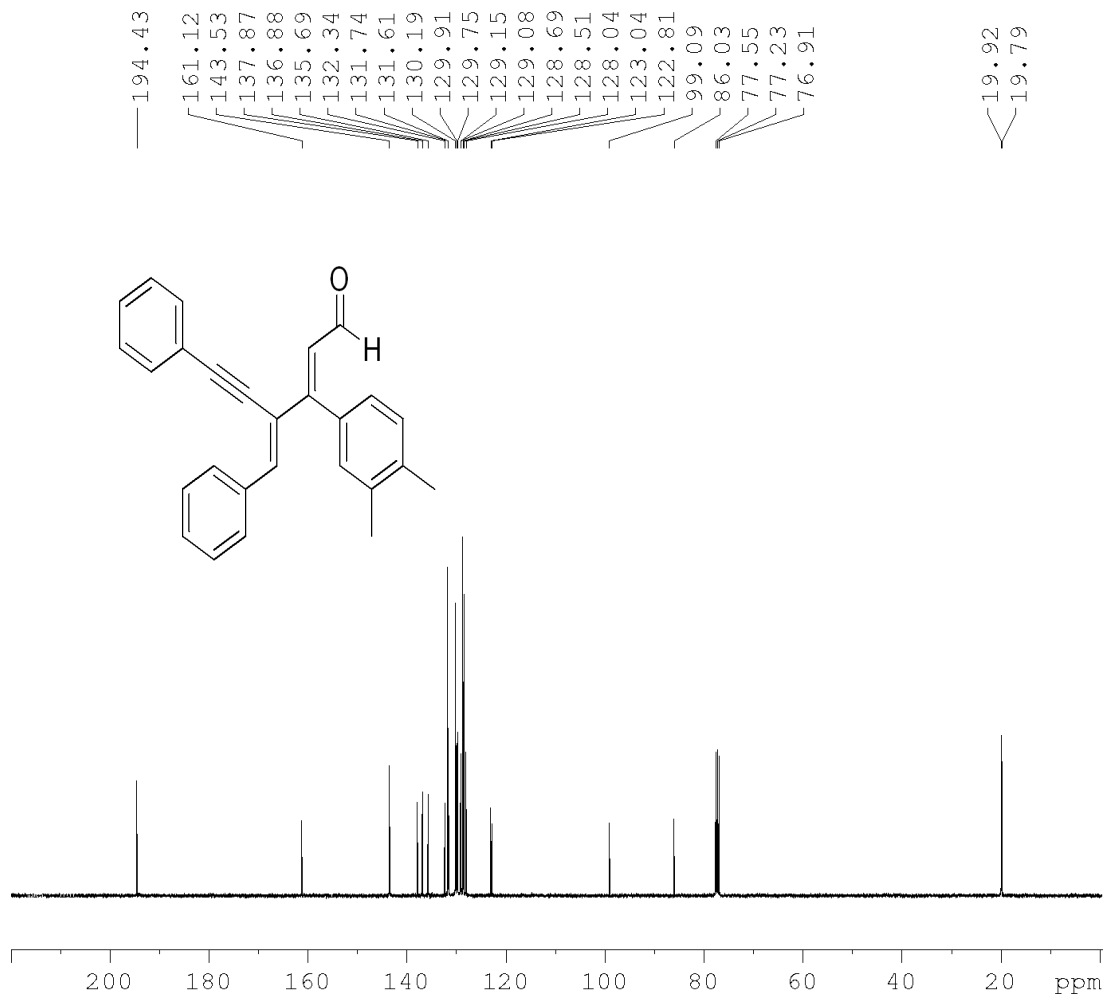
==== CHANNEL f1 =====

NUC1 1H  
P1 11.90 usec  
PL1 3.00 dB  
SFO1 400.1324008 MHz

F2 - Processing parameters

SI 16384  
SF 400.1300460 MHz  
WDW EM  
SSB 0  
LB 0 Hz  
GB 0  
PC 1.00

(E)-4-((E)-benzylidene)-3-(3,4-dimethylphenyl)-6-phenylhex-2-en-5-ynal (41)



Current Data Parameters

NAME lio-1  
EXPNO 114  
PROCNO 1

F2 - Acquisition Parameters

Date\_ 20131101  
Time\_ 0.54  
INSTRUM spect  
PROBHD 5 mm BBO BB-1H  
PULPROG zgpg30  
TD 32768  
SOLVENT CDCl3  
NS 300  
DS 0  
SWH 24038.461 Hz  
FIDRES 0.733596 Hz  
AQ 0.6815744 sec  
RG 8192  
DW 20.800 use  
DE 6.50 use  
TE 300.7 K  
D1 2.0000000 sec  
D11 0.0300000 sec  
TD0 1

==== CHANNEL f1 =====

NUC1 13C  
P1 9.40 use  
PL1 7.00 dB  
SFO1 100.6233325 MHz

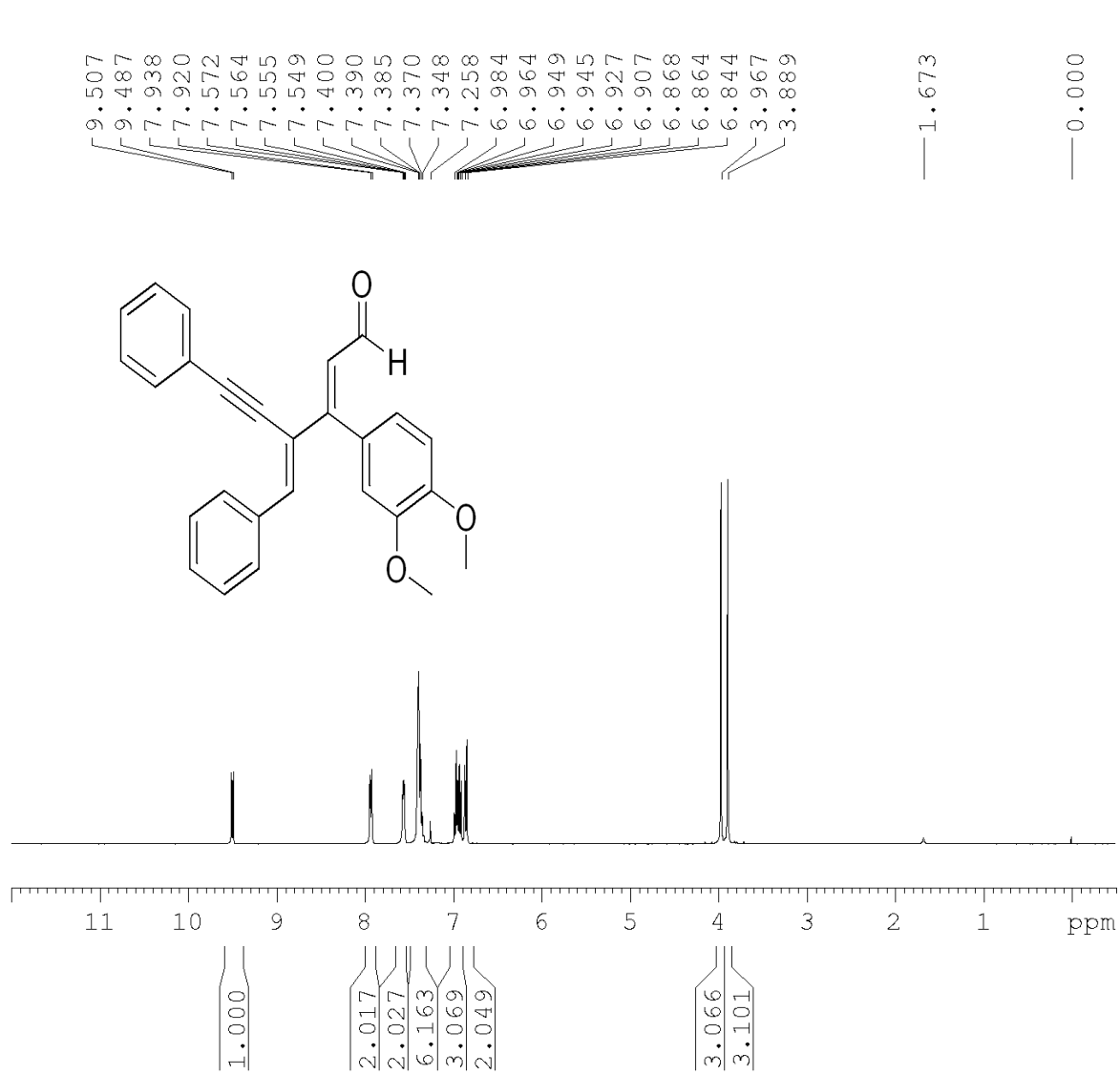
==== CHANNEL f2 =====

CPDPRG[2] waltz16  
NUC2 1H  
PCPD2 90.00 use  
PL2 3.00 dB  
PL12 20.70 dB  
PL13 23.70 dB  
SFO2 400.1316005 MHz

F2 - Processing parameters

SI 32768  
SF 100.6127598 MHz

(E)-4-((E)-benzylidene)-3-(3,4-dimethoxyphenyl)-6-phenylhex-2-en-5-ynal (4m)



Current Data Parameters  
 NAME lio-1  
 EXPNO 115  
 PROCNO 1

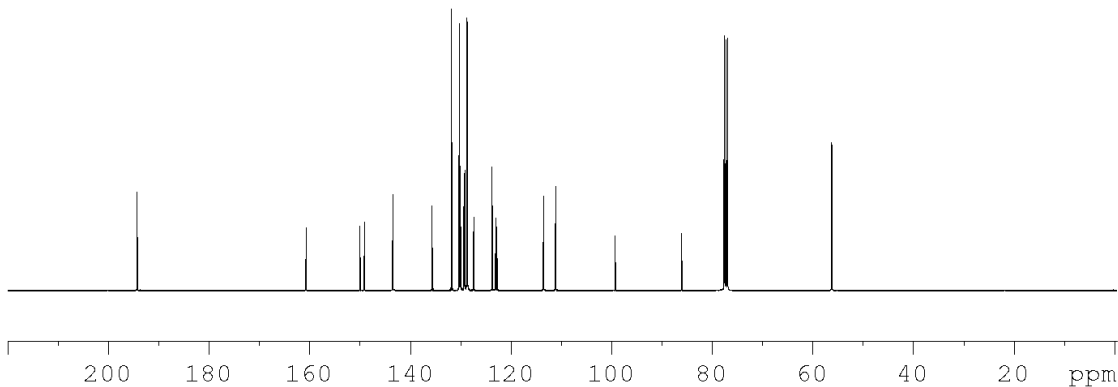
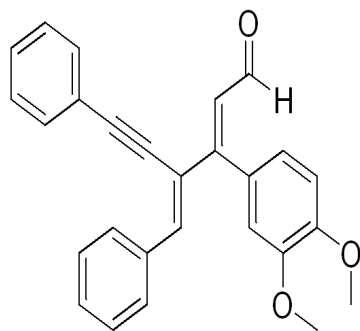
F2 - Acquisition Parameters  
 Date\_ 20131006  
 Time 21.06  
 INSTRUM spect  
 PROBHD 5 mm BBO BB-1H  
 PULPROG zg30  
 TD 32768  
 SOLVENT CDCl3  
 NS 8  
 DS 0  
 SWH 7246.377 Hz  
 FIDRES 0.221142 Hz  
 AQ 2.2609921 sec  
 RG 114  
 DW 69.000 usec  
 DE 6.50 usec  
 TE 299.3 K  
 D1 2.00000000 sec  
 TD0 1

==== CHANNEL f1 =====  
 NUC1 1H  
 P1 11.90 usec  
 PL1 3.00 dB  
 SFO1 400.1324008 MHz

F2 - Processing parameters  
 SI 16384  
 SF 400.1300102 MHz  
 WDW EM  
 SSB 0  
 LB 0 Hz  
 GB 0  
 PC 1.00

(E)-4-((E)-benzylidene)-3-(3,4-dimethoxyphenyl)-6-phenylhex-2-en-5-ynal (4m)

194.26  
 160.67  
 149.99  
 149.07  
 143.45  
 135.65  
 131.76  
 130.23  
 130.03  
 129.31  
 129.16  
 128.74  
 128.61  
 127.38  
 123.69  
 122.97  
 122.78  
 113.49  
 111.11  
 99.26  
 86.03  
 77.55  
 77.23  
 76.91  
 56.26  
 56.16



Current Data Parameters  
 NAME lio-1  
 EXPNO 116  
 PROCNO 1

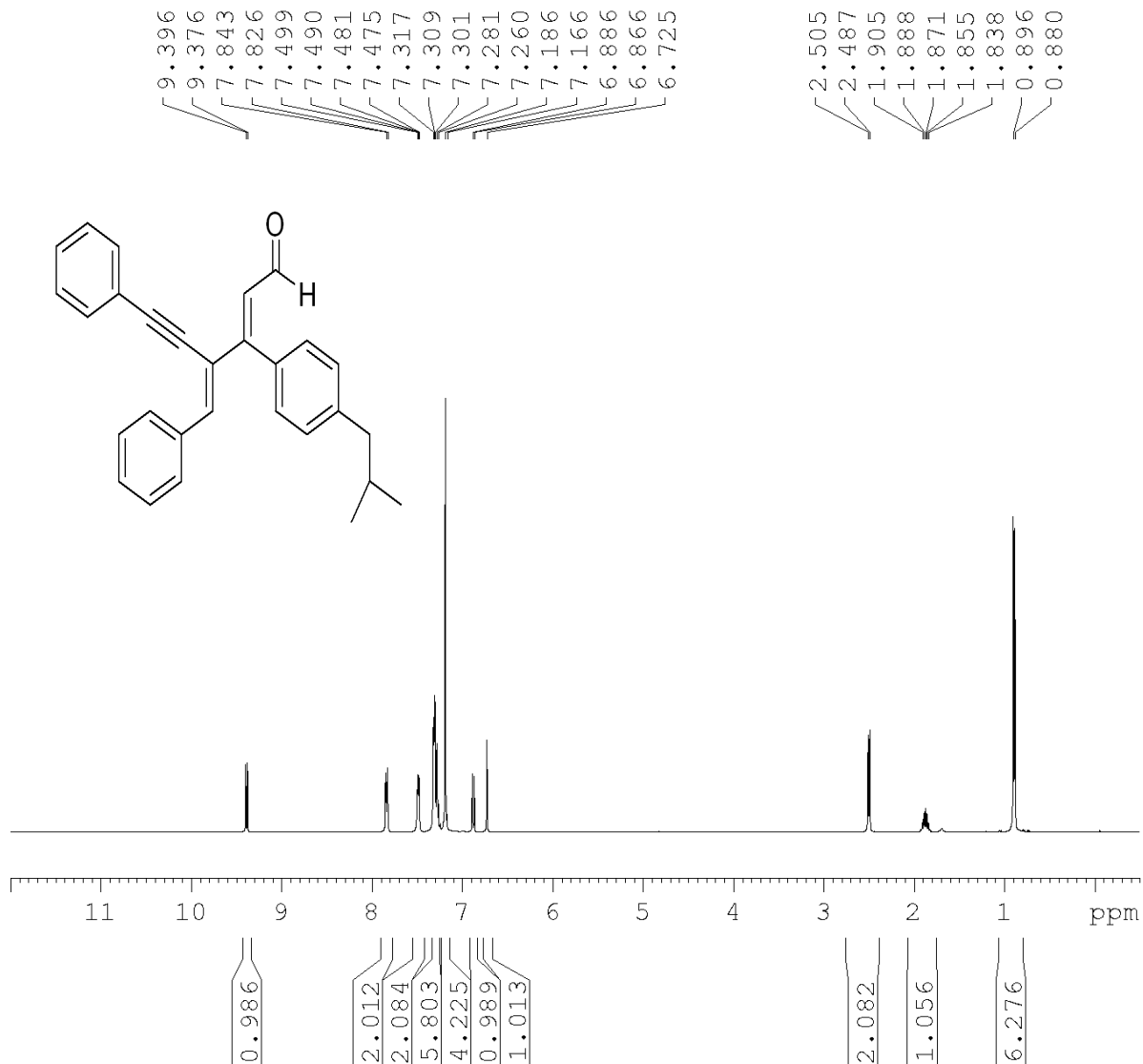
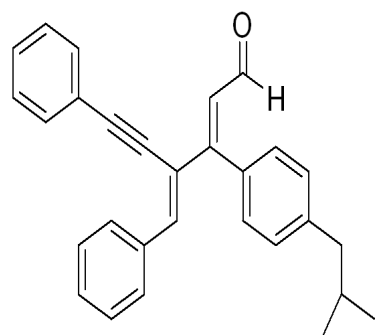
F2 - Acquisition Parameters  
 Date\_ 20131006  
 Time 23.47  
 INSTRUM spect  
 PROBHD 5 mm BBO BB-1H  
 PULPROG zgpg30  
 TD 32768  
 SOLVENT CDCl3  
 NS 11118  
 DS 0  
 SWH 24038.461 Hz  
 FIDRES 0.733596 Hz  
 AQ 0.6815744 sec  
 RG 8192  
 DW 20.800 usec  
 DE 6.50 usec  
 TE 299.2 K  
 D1 2.00000000 sec  
 D11 0.03000000 sec  
 TD0 1

===== CHANNEL f1 =====  
 NUC1 13C  
 P1 10.50 usec  
 PL1 7.00 dB  
 SFO1 100.6233325 MHz

===== CHANNEL f2 =====  
 CPDPRG[2] waltz16  
 NUC2 1H  
 PCPD2 90.00 usec  
 PL2 -0.60 dB  
 PL12 15.00 dB  
 PL13 18.00 dB  
 SFO2 400.1316005 MHz

F2 - Processing parameters  
 SI 32768  
 SF 100.6127532 MHz

(E)-4-((E)-benzylidene)-3-(4-isobutylphenyl)-6-phenylhex-2-en-5-ynal (4n)



Current Data Parameters

NAME lio-1  
 EXPNO 121  
 PROCNO 1

F2 - Acquisition Parameters

Date\_ 20130917  
 Time 23.31  
 INSTRUM spect  
 PROBHD 5 mm BBO BB-1H  
 PULPROG zg30  
 TD 32768  
 SOLVENT CDCl3  
 NS 16  
 DS 0  
 SWH 7246.377 Hz  
 FIDRES 0.221142 Hz  
 AQ 2.2609921 sec  
 RG 35.9  
 DW 69.000 usec  
 DE 6.50 usec  
 TE 299.2 K  
 D1 2.00000000 sec  
 TD0 1

==== CHANNEL f1 =====

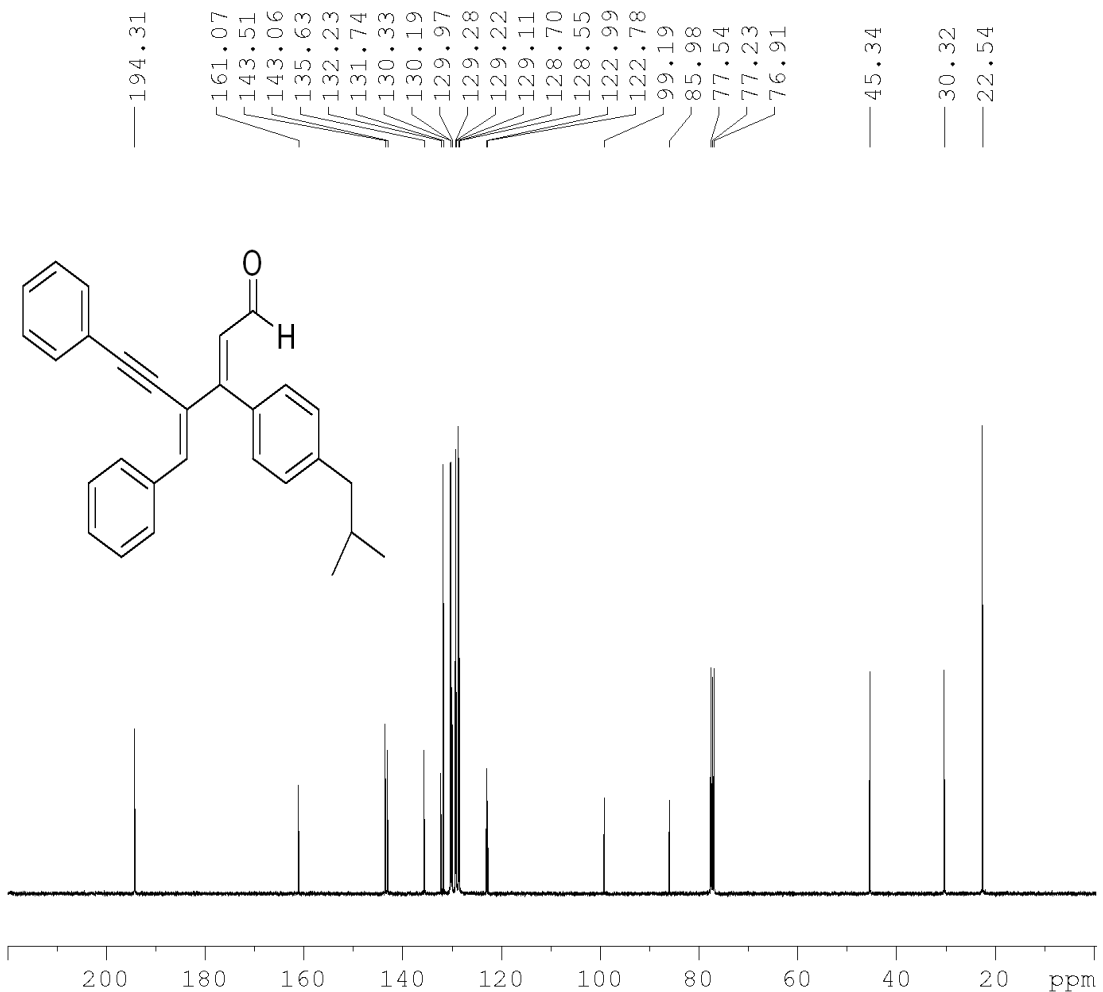
NUC1 1H  
 P1 11.90 usec  
 PL1 3.00 dB  
 SFO1 400.1324008 MHz

F2 - Processing parameters

SI 16384  
 SF 400.1300468 MHz  
 WDW EM  
 SSB 0  
 LB 0 Hz  
 GB 0  
 PC 1.00



(E)-4-((E)-benzylidene)-3-(4-isobutylphenyl)-6-phenylhex-2-en-5-ynal (4n)



Current Data Parameters

NAME lio-1  
EXPNO 122  
PROCNO 1

F2 - Acquisition Parameters

Date\_ 20130917  
Time 23.32  
INSTRUM spect  
PROBHD 5 mm BBO BB-1H  
PULPROG zgpg30  
TD 32768  
SOLVENT CDC13  
NS 592  
DS 0  
SWH 24038.461 Hz  
FIDRES 0.733596 Hz  
AQ 0.6815744 sec  
RG 8192  
DW 20.800 use  
DE 6.50 use  
TE 299.2 K  
D1 2.0000000 sec  
D11 0.0300000 sec  
TD0 1

==== CHANNEL f1 =====

NUC1 13C  
P1 9.40 use  
PL1 7.00 dB  
SFO1 100.6233325 MHz

==== CHANNEL f2 =====

CPDPRG[2] waltz16  
NUC2 1H  
PCPD2 90.00 use  
PL2 3.00 dB  
PL12 20.70 dB  
PL13 23.70 dB  
SFO2 400.1316005 MHz

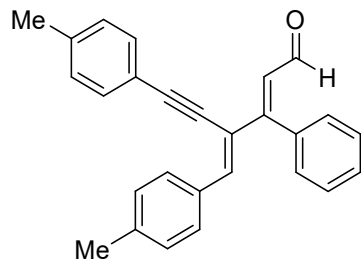
F2 - Processing parameters

SI 32768  
SF 100.6127587 MHz

(2E, 4E)-4-(4-methylbenzylidene)-3-phenyl-6-(p-tolyl)hex-2-en-5-ynal (4o)

9.4267  
9.4062  
7.8348  
7.8144  
7.4949  
7.4870  
7.4810  
7.4618  
7.3663  
7.3600  
7.3553  
7.3511  
7.3427  
7.2599  
7.2228  
7.2029  
7.1928  
7.1725  
6.9591  
6.9387  
6.7018

2.4070  
2.3711

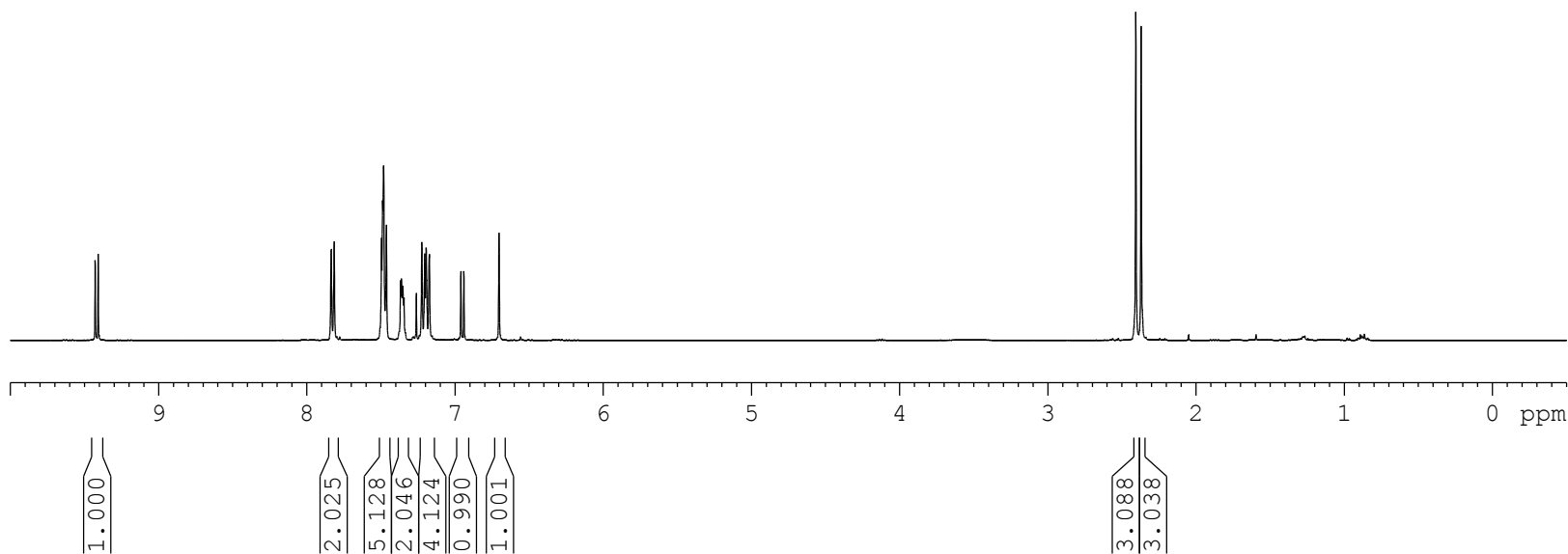


Current Data Parameters  
NAME TRY  
EXPNO 154  
PROCNO 1

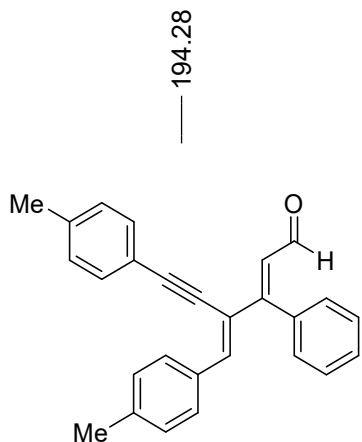
F2 - Acquisition Parameters  
Date\_ 20151217  
Time 18.10  
INSTRUM spect  
PROBHD 5 mm BBO BB-1H  
PULPROG zg30  
TD 32768  
SOLVENT CDCl3  
NS 64  
DS 0  
SWH 7246.377 Hz  
FIDRES 0.221142 Hz  
AQ 2.2609921 sec  
RG 114  
DW 69.000 usec  
DE 6.50 usec  
TE 297.0 K  
D1 2.0000000 sec  
TD0 1

===== CHANNEL f1 =====  
NUC1 1H  
P1 14.40 usec  
PL1 1.80 dB  
SFO1 400.1324008 MHz

F2 - Processing parameters  
SI 16384  
SF 400.1300093 MHz  
WDW EM  
SSB 0  
LB 0 Hz  
GB 0  
PC 1.00



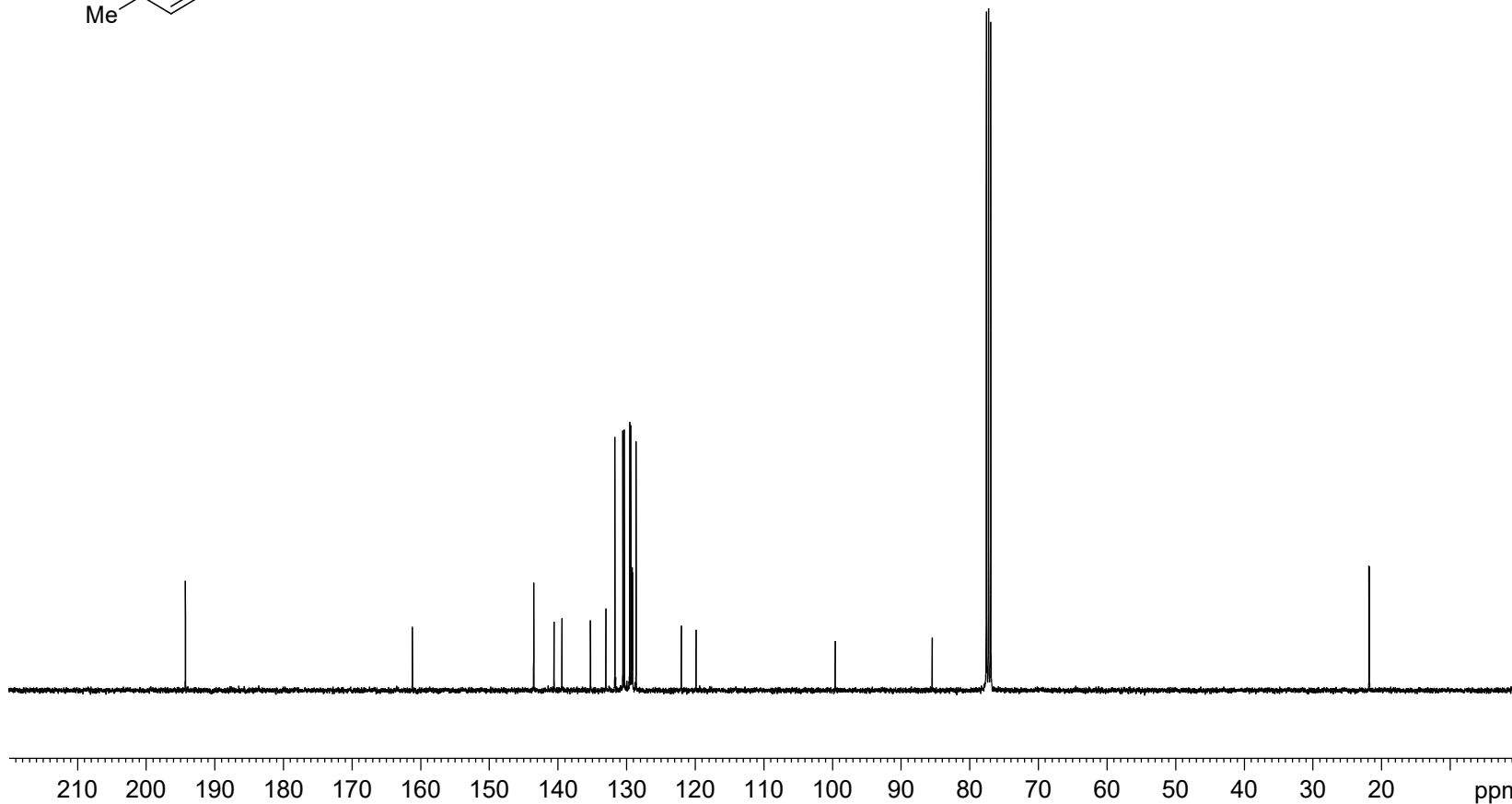
(2E, 4E)-4-(4-methylbenzylidene)-3-phenyl-6-(p-tolyl)hex-2-en-5-ynal (4o)



194.28  
 161.20  
 143.51  
 140.55  
 139.41  
 135.25  
 133.00  
 131.68  
 130.52  
 130.31  
 129.53  
 129.36  
 129.17  
 129.12  
 128.59  
 122.01  
 119.85  
 99.57

85.45  
 77.55  
 77.23  
 76.91

21.80  
 21.74



Current Data Parameters

NAME TRY  
 EXPNO 155  
 PROCNO 1

F2 - Acquisition Parameters

Date\_ 20151217  
 Time 18.13  
 INSTRUM spect  
 PROBHD 5 mm BBO BB-1H  
 PULPROG zgpg30  
 TD 32768  
 SOLVENT CDCI3  
 NS 1000  
 DS 0  
 SWH 24038.461 Hz  
 FIDRES 0.733596 Hz  
 AQ 0.6815744 sec  
 RG 5792.6  
 DW 20.800 usec  
 DE 6.50 usec  
 TE 297.1 K  
 D1 2.00000000 sec  
 D11 0.03000000 sec  
 TD0 1

==== CHANNEL f1 =====

NUC1 13C  
 P1 9.00 usec  
 PL1 7.00 dB  
 SFO1 100.6233325 MHz

==== CHANNEL f2 =====

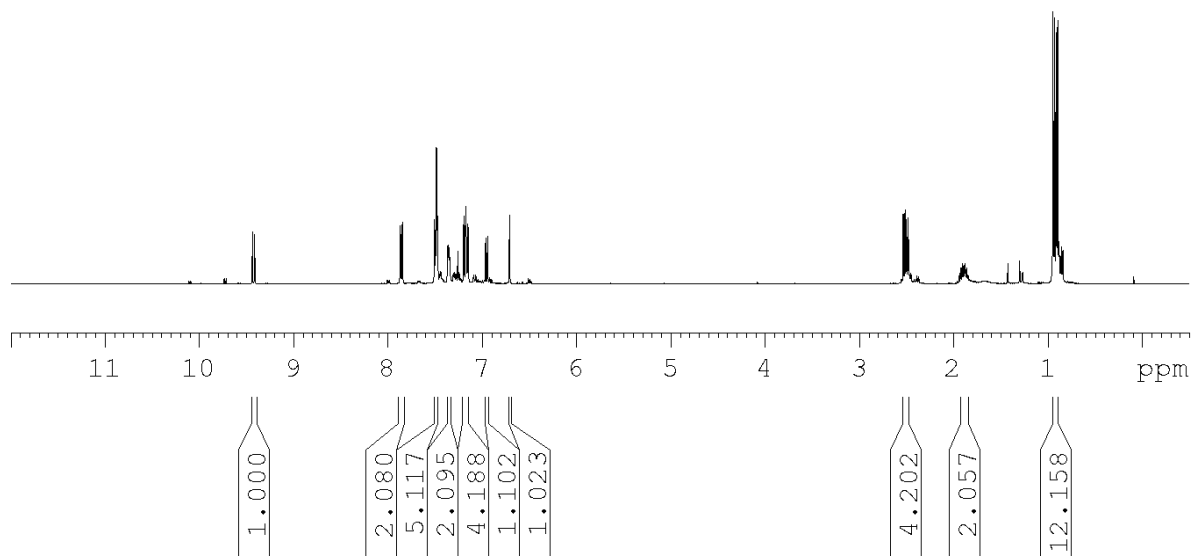
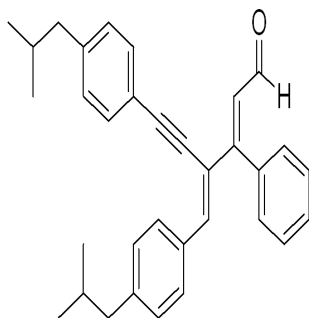
CPDPRG[2] waltz16  
 NUC2 1H  
 PCPD2 90.00 usec  
 PL2 1.80 dB  
 PL12 17.00 dB  
 PL13 20.00 dB  
 SFO2 400.1316005 MHz

F2 - Processing parameters

SI 32768  
 SF 100.6127499 MHz  
 WDW EM  
 SSB 0  
 LB 1.00 Hz  
 GB 0  
 PC 1.00

(E)-4-((E)-4-isobutylbenzylidene)-6-(4-isobutylphenyl)-3-phenylhex-2-en-5-ynal (4p)

9.428  
9.408  
7.869  
7.849  
7.506  
7.493  
7.486  
7.478  
7.367  
7.360  
7.352  
7.343  
7.260  
7.197  
7.176  
7.172  
7.151  
6.964  
6.944  
6.711  
2.534  
2.516  
2.500  
2.482  
1.942  
1.925  
1.908  
1.896  
1.891  
1.880  
1.863  
1.846  
0.947  
0.930



Current Data Parameters

NAME vl  
EXPNO 689  
PROCNO 1

F2 - Acquisition Parameters

Date\_ 20160828  
Time 22.53  
INSTRUM spect  
PROBHD 5 mm PABBO BB/  
PULPROG zg30  
TD 32768  
SOLVENT CDCl3  
NS 4  
DS 0  
SWH 7211.539 Hz  
FIDRES 0.220079 Hz  
AQ 2.2719147 sec  
RG 57.42  
DW 69.333 usec  
DE 10.50 usec  
TE 298.3 K  
D1 2.00000000 sec  
TD0 1

==== CHANNEL f1 =====

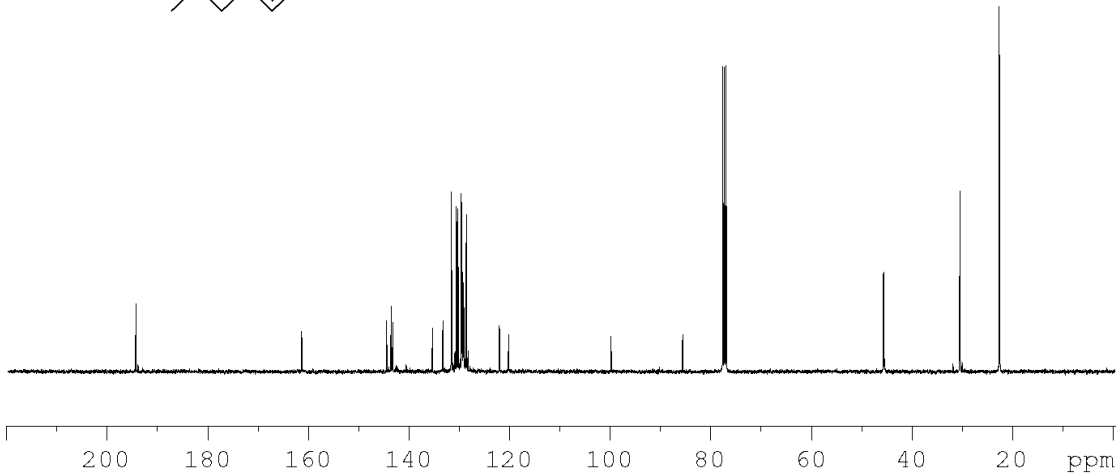
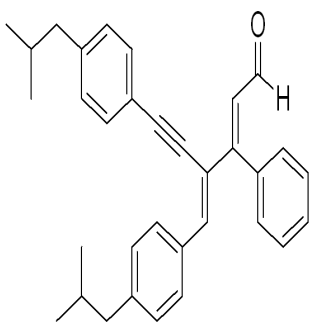
SFO1 400.1324008 MHz  
NUC1 1H  
P1 12.90 usec  
PLW1 15.00000000 W

F2 - Processing parameters

SI 16384  
SF 400.1300102 MHz  
WDW EM  
SSB 0  
LB 0 Hz  
GB 0  
PC 1.00

(E)-4-((E)-4-isobutylbenzylidene)-6-(4-isobutylphenyl)-3-phenylhex-2-en-5-ynal (4p)

194.29  
161.31  
144.43  
143.53  
143.21  
135.28  
133.26  
131.57  
130.53  
130.22  
129.56  
129.42  
129.17  
129.09  
128.58  
121.98  
120.13  
99.77  
85.55  
77.55  
77.23  
76.91  
45.62  
45.58  
30.38  
22.55



Current Data Parameters  
NAME vl  
EXPNO 690  
PROCNO 1

F2 - Acquisition Parameters  
Date\_ 20160828  
Time 22.53  
INSTRUM spect  
PROBHD 5 mm PABBO BB/  
PULPROG zgpg30  
TD 32768  
SOLVENT CDC13  
NS 800  
DS 0  
SWH 24038.461 Hz  
FIDRES 0.733596 Hz  
AQ 0.6815744 sec  
RG 198.09  
DW 20.800 use  
DE 6.50 use  
TE 298.4 K  
D1 2.00000000 sec  
D11 0.03000000 sec  
TD0 1

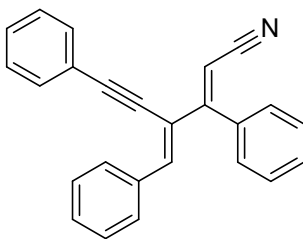
===== CHANNEL f1 =====  
SFO1 100.6228298 MHz  
NUC1 13C  
P1 10.00 use  
PLW1 47.50000000 W

===== CHANNEL f2 =====  
SFO2 400.1316005 MHz  
NUC2 1H  
CPDPRG[2] waltz16  
PCPD2 90.00 use  
PLW2 15.00000000 W  
PLW12 0.33750001 W  
PLW13 0.27338001 W

F2 - Processing parameters  
SI 32768  
SF 100.6127501 MHz

(2E,4E)-4-benzylidene-3,6-diphenylhex-2-en-5-ynenitrile (6a)

7.8994  
7.8954  
7.8792  
7.5792  
7.5729  
7.5640  
7.5555  
7.5457  
7.5333  
7.5190  
7.5103  
7.5061  
7.4348  
7.4251  
7.4189  
7.4052  
7.4004  
7.3906  
7.3717  
7.3569  
7.2598  
6.7356  
6.3106

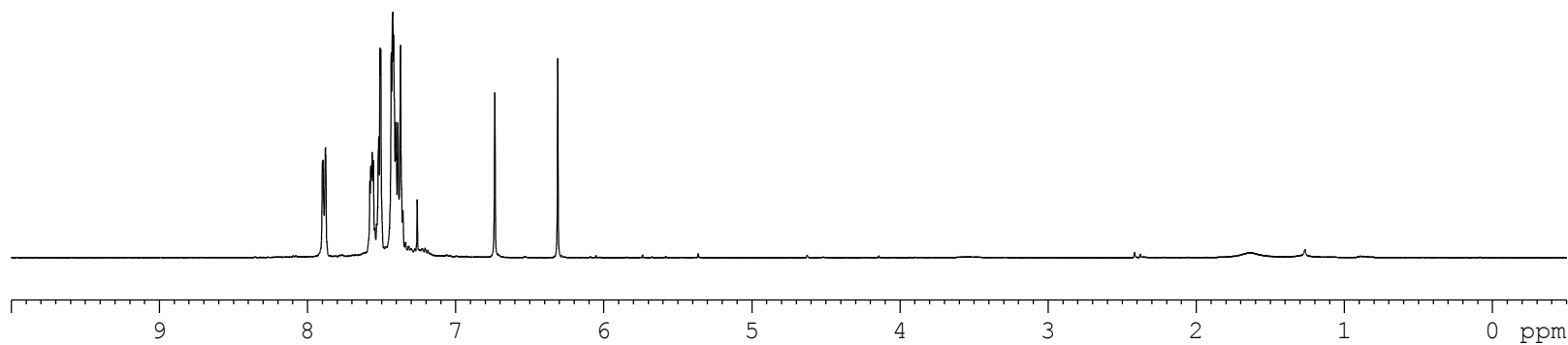


Current Data Parameters  
NAME TRY  
EXPNO 259  
PROCNO 1

F2 - Acquisition Parameters  
Date\_ 20161208  
Time 18.17  
INSTRUM spect  
PROBHD 5 mm BBO BB-1H  
PULPROG zg30  
TD 32768  
SOLVENT CDCl3  
NS 32  
DS 0  
SWH 7246.377 Hz  
FIDRES 0.221142 Hz  
AQ 2.2609921 sec  
RG 114  
DW 69.000 usec  
DE 6.50 usec  
TE 295.5 K  
D1 2.00000000 sec  
TD0 1

===== CHANNEL f1 =====  
NUC1 1H  
P1 14.40 usec  
PL1 1.80 dB  
SFO1 400.1324008 MHz

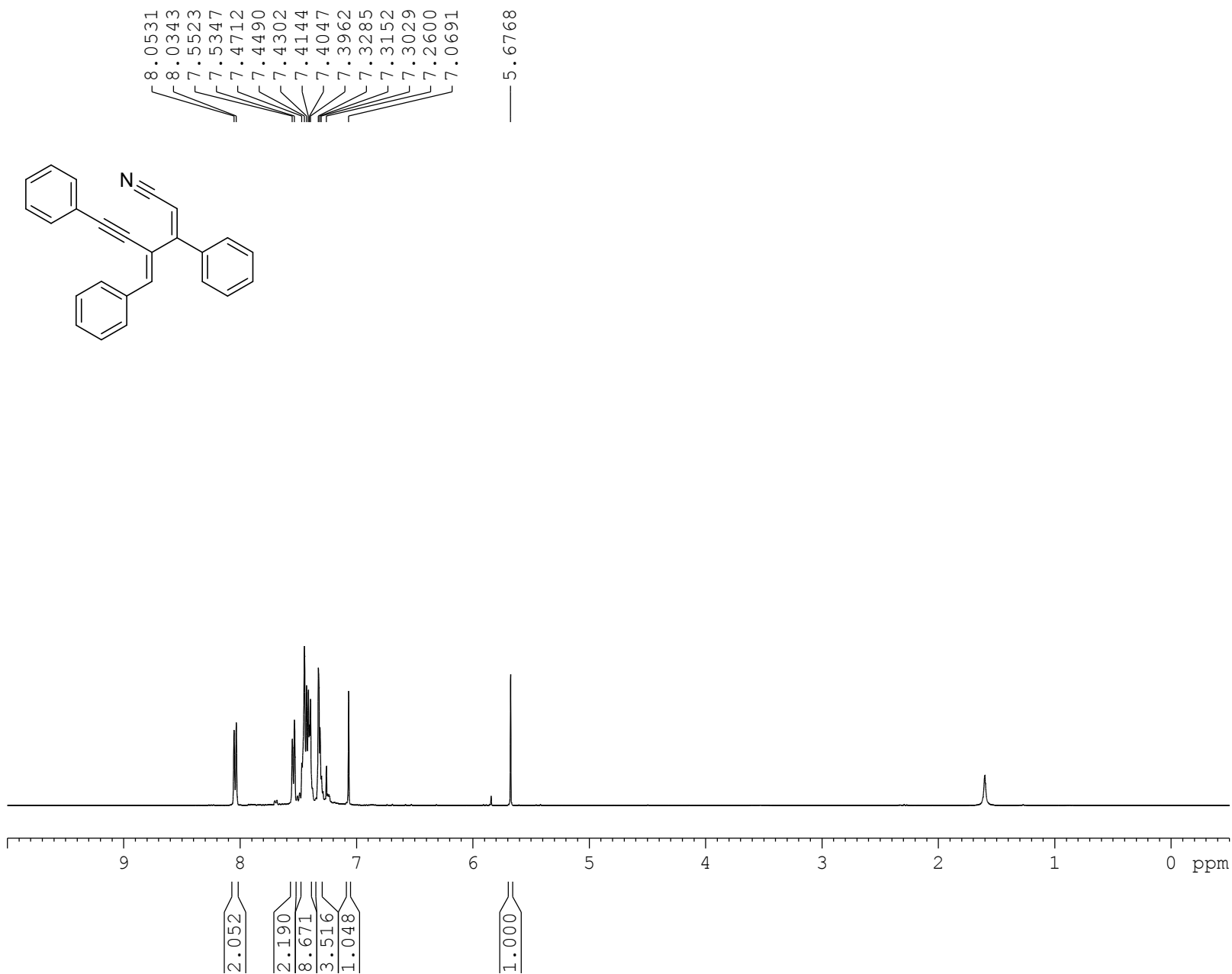
F2 - Processing parameters  
SI 16384  
SF 400.1300096 MHz  
WDW EM  
SSB 0  
LB 0 Hz  
GB 0  
PC 1.00



2.176  
5.547  
8.781  
1.077  
1.000



(2Z, 4E)-4-benzylidene-3,6-diphenylhex-2-en-5-ynenitrile (6'a)



Current Data Parameters  
NAME test  
EXPNO 6  
PROCNO 1

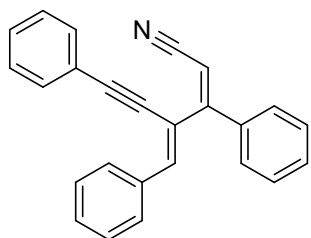
F2 - Acquisition Parameters  
Date\_ 20170619  
Time 15.42  
INSTRUM spect  
PROBHD 5 mm BBO BB-1H  
PULPROG zg30  
TD 32768  
SOLVENT CDCl3  
NS 32  
DS 0  
SWH 7246.377 Hz  
FIDRES 0.221142 Hz  
AQ 2.2609921 sec  
RG 114  
DW 69.000 usec  
DE 6.50 usec  
TE 297.5 K  
D1 2.0000000 sec  
TD0 1

===== CHANNEL f1 =====  
NUC1 1H  
P1 16.80 usec  
PL1 1.80 dB  
SFO1 400.1324008 MHz

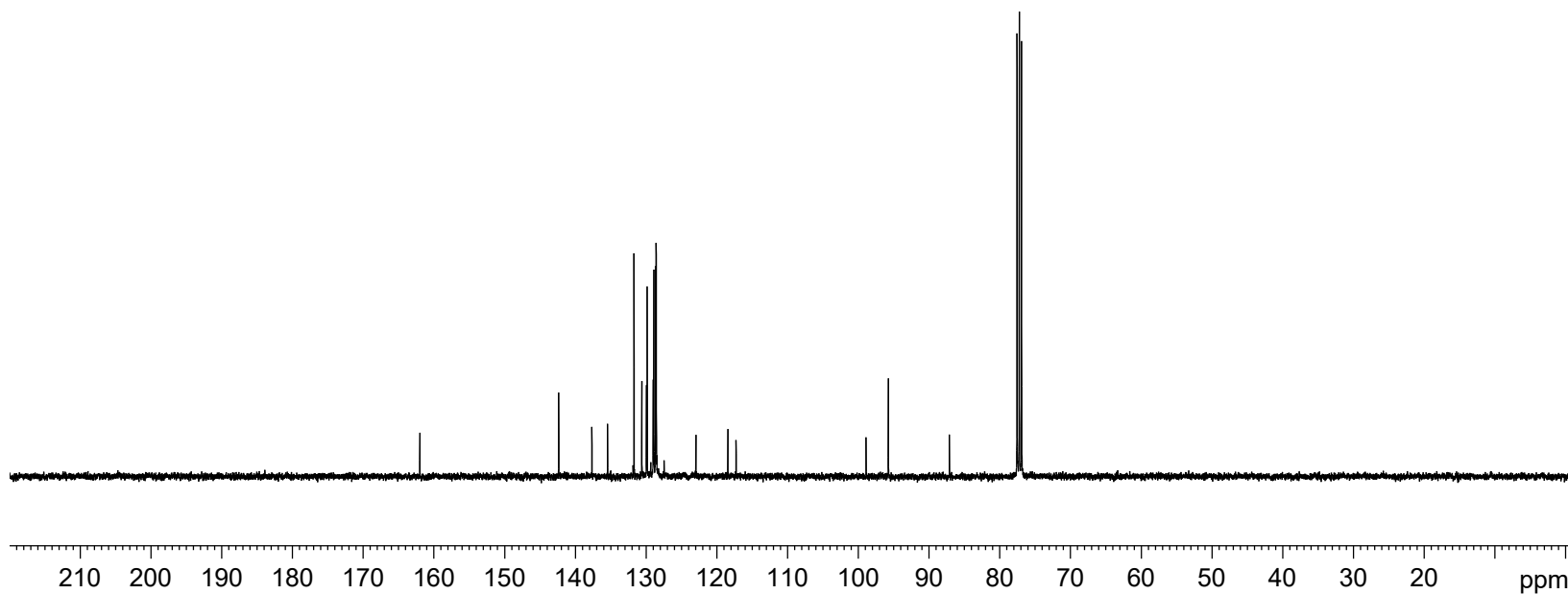
F2 - Processing parameters  
SI 16384  
SF 400.1300094 MHz  
WDW EM  
SSB 0  
LB 0 Hz  
GB 0  
PC 1.00



(2Z,4E)-4-benzylidene-3,6-diphenylhex-2-en-5-ynenitrile (6'a)



161.94  
142.31  
137.61  
135.40  
131.70  
130.60  
129.94  
129.85  
128.99  
128.89  
128.65  
128.58  
128.54  
122.94  
118.43  
117.27  
98.90  
95.74  
87.12  
77.55  
77.23  
76.91



Current Data Parameters

NAME test  
EXPNO 7  
PROCNO 1

F2 - Acquisition Parameters

Date\_ 20170619  
Time 15.45  
INSTRUM spect  
PROBHD 5 mm BBO BB-1H  
PULPROG zgpg30  
TD 32768  
SOLVENT CDCl3  
NS 333  
DS 0  
SWH 24038.461 Hz  
FIDRES 0.733596 Hz  
AQ 0.6815744 sec  
RG 5792.6  
DW 20.800 usec  
DE 6.50 usec  
TE 297.6 K  
D1 2.00000000 sec  
D11 0.03000000 sec  
TD0 1

==== CHANNEL f1 =====

NUC1 13C  
P1 10.45 usec  
PL1 7.00 dB  
SFO1 100.6233325 MHz

==== CHANNEL f2 =====

CPDPRG[2] waltz16  
NUC2 1H  
PCPD2 90.00 usec  
PL2 1.80 dB  
PL12 15.68 dB  
PL13 20.00 dB  
SFO2 400.1316005 MHz

F2 - Processing parameters

SI 32768  
SF 100.6127514 MHz  
WDW EM  
SSB 0  
LB 1.00 Hz  
GB 0  
PC 1.00

(2E,4E)-4-benzylidene-6-phenyl-3-(p-tolyl)hex-2-en-5-ynenitrile (6b)

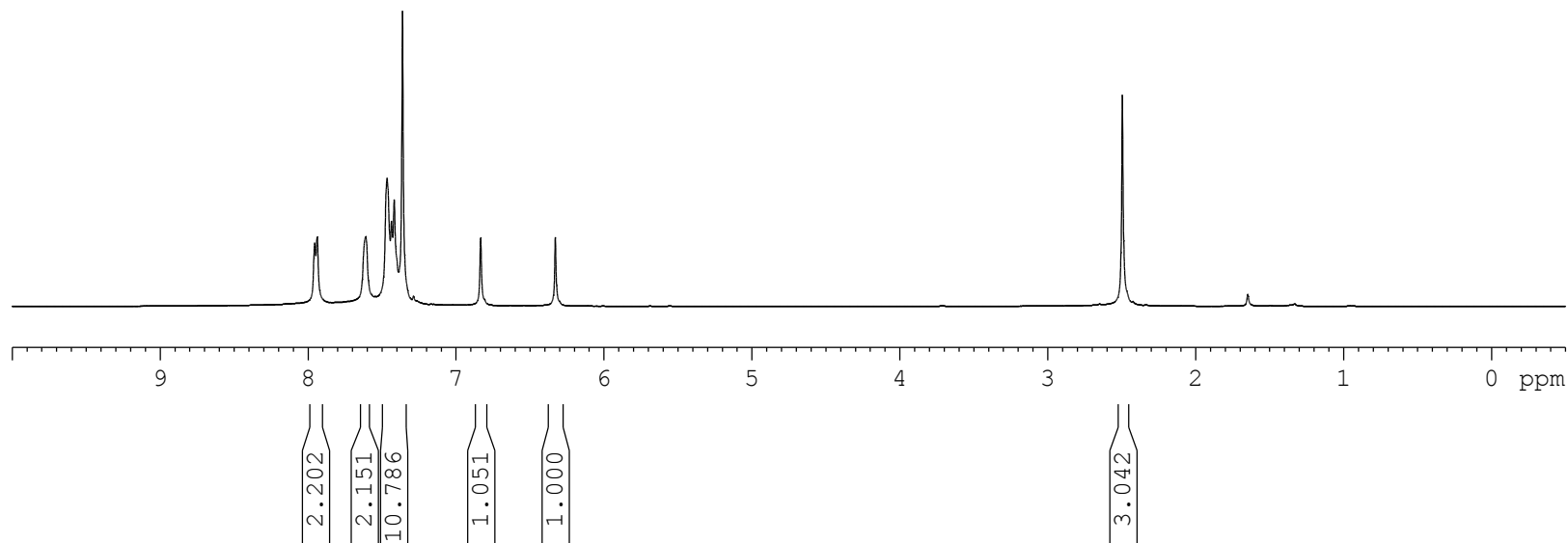
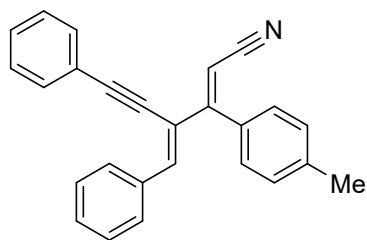
7.9541  
7.9372  
7.6092  
7.4649  
7.4350  
7.4163  
7.3604  
6.8320  
6.3273  
2.4943

Current Data Parameters  
NAME TRY  
EXPNO 533  
PROCNO 1

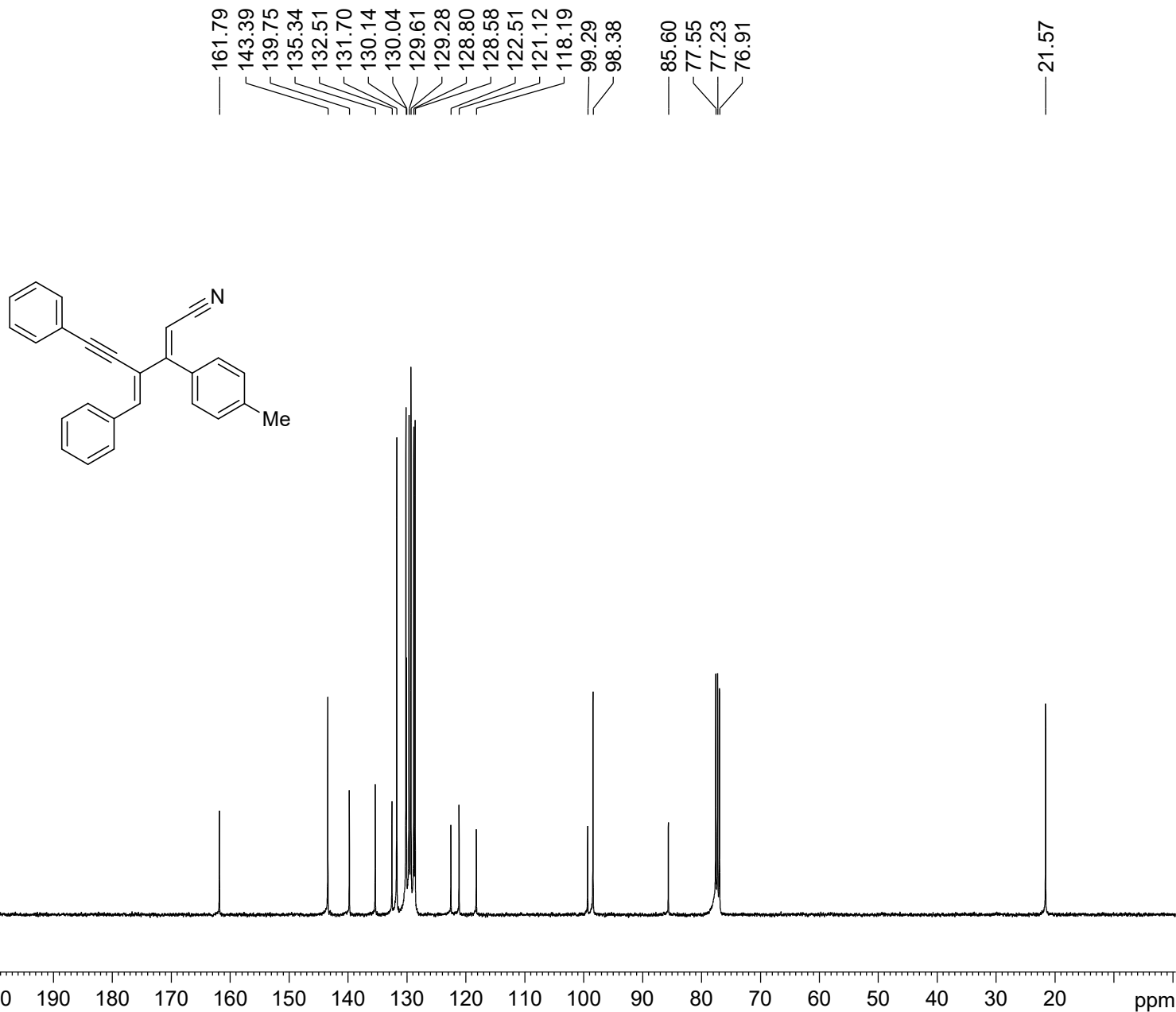
F2 - Acquisition Parameters  
Date\_ 20151224  
Time 16.58  
INSTRUM spect  
PROBHD 5 mm PABBO BB/  
PULPROG zg30  
TD 32768  
SOLVENT CDCl3  
NS 64  
DS 0  
SWH 7211.539 Hz  
FIDRES 0.220079 Hz  
AQ 2.2719147 sec  
RG 38.89  
DW 69.333 usec  
DE 10.50 usec  
TE 297.7 K  
D1 2.0000000 sec  
TD0 1

===== CHANNEL f1 =====  
SFO1 400.1324008 MHz  
NUC1 1H  
P1 12.90 usec  
PLW1 15.0000000 W

F2 - Processing parameters  
SI 16384  
SF 400.1300000 MHz  
WDW EM  
SSB 0  
LB 0 Hz  
GB 0  
PC 1.00



(2E,4E)-4-benzylidene-6-phenyl-3-(p-tolyl)hex-2-en-5-ynenitrile (6b)



Current Data Parameters

NAME TRY  
EXPNO 534  
PROCNO 1

F2 - Acquisition Parameters

Date\_ 20151224  
Time 17.03  
INSTRUM spect  
PROBHD 5 mm PABBO BB/  
PULPROG zgpg30  
TD 32768  
SOLVENT CDCl3  
NS 1000  
DS 0  
SWH 24038.461 Hz  
FIDRES 0.733596 Hz  
AQ 0.6815744 sec  
RG 198.09  
DW 20.800 usec  
DE 6.50 usec  
TE 298.1 K  
D1 2.00000000 sec  
D11 0.03000000 sec  
TD0 1

==== CHANNEL f1 =====

SFO1 100.6233319 MHz  
NUC1 13C  
P1 10.00 usec  
PLW1 47.50000000 W

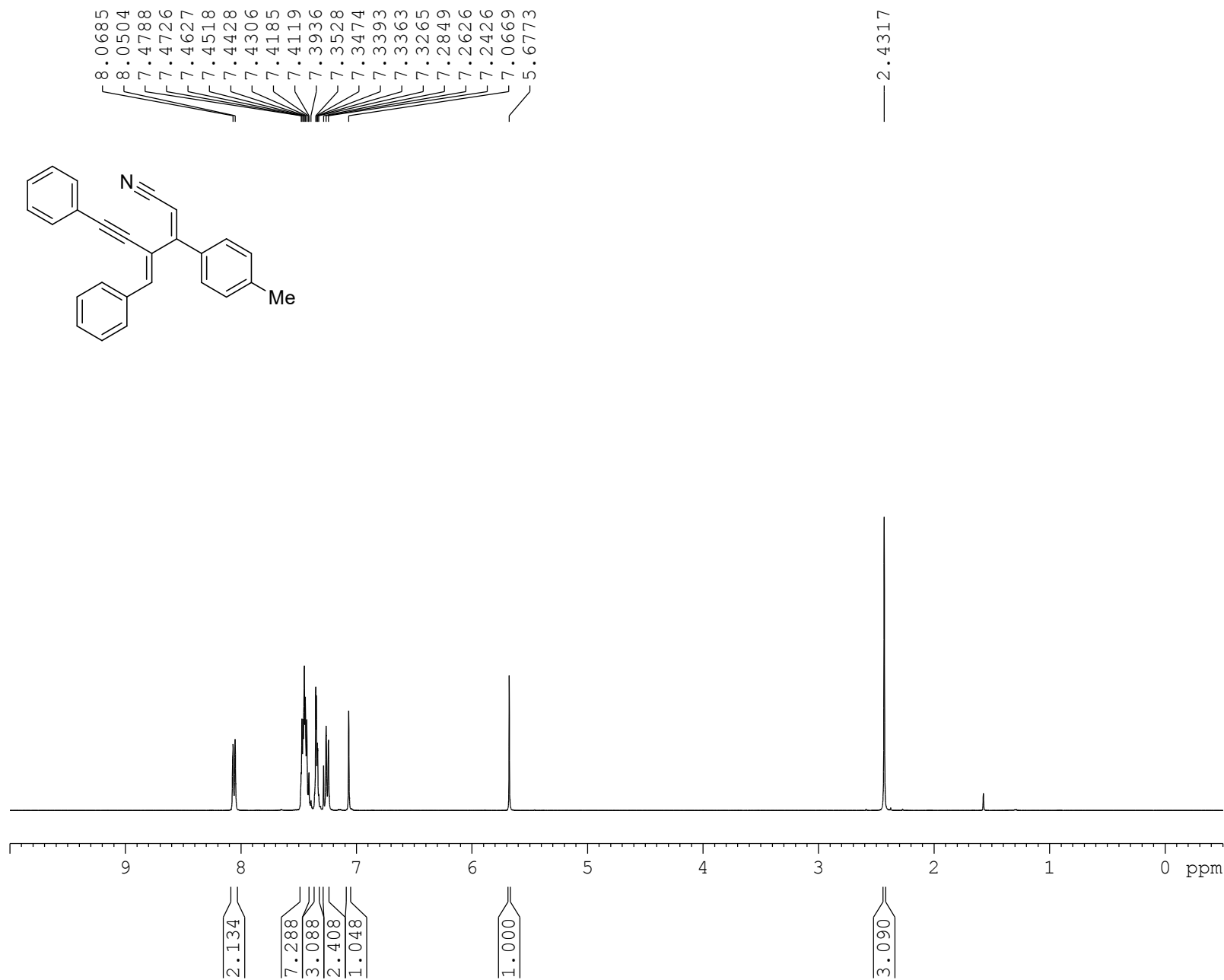
==== CHANNEL f2 =====

SFO2 400.1316005 MHz  
NUC2 1H  
CPDPRG2 waltz16  
PCPD2 90.00 usec  
PLW2 15.00000000 W  
PLW12 0.33750001 W  
PLW13 0.27338001 W

F2 - Processing parameters

SI 32768  
SF 100.6127604 MHz  
WDW EM  
SSB 0  
LB 2.00 Hz  
GB 0  
PC 1.00

(2Z,4E)-4-benzylidene-6-phenyl-3-(p-tolyl)hex-2-en-5-ynenitrile (6'b)



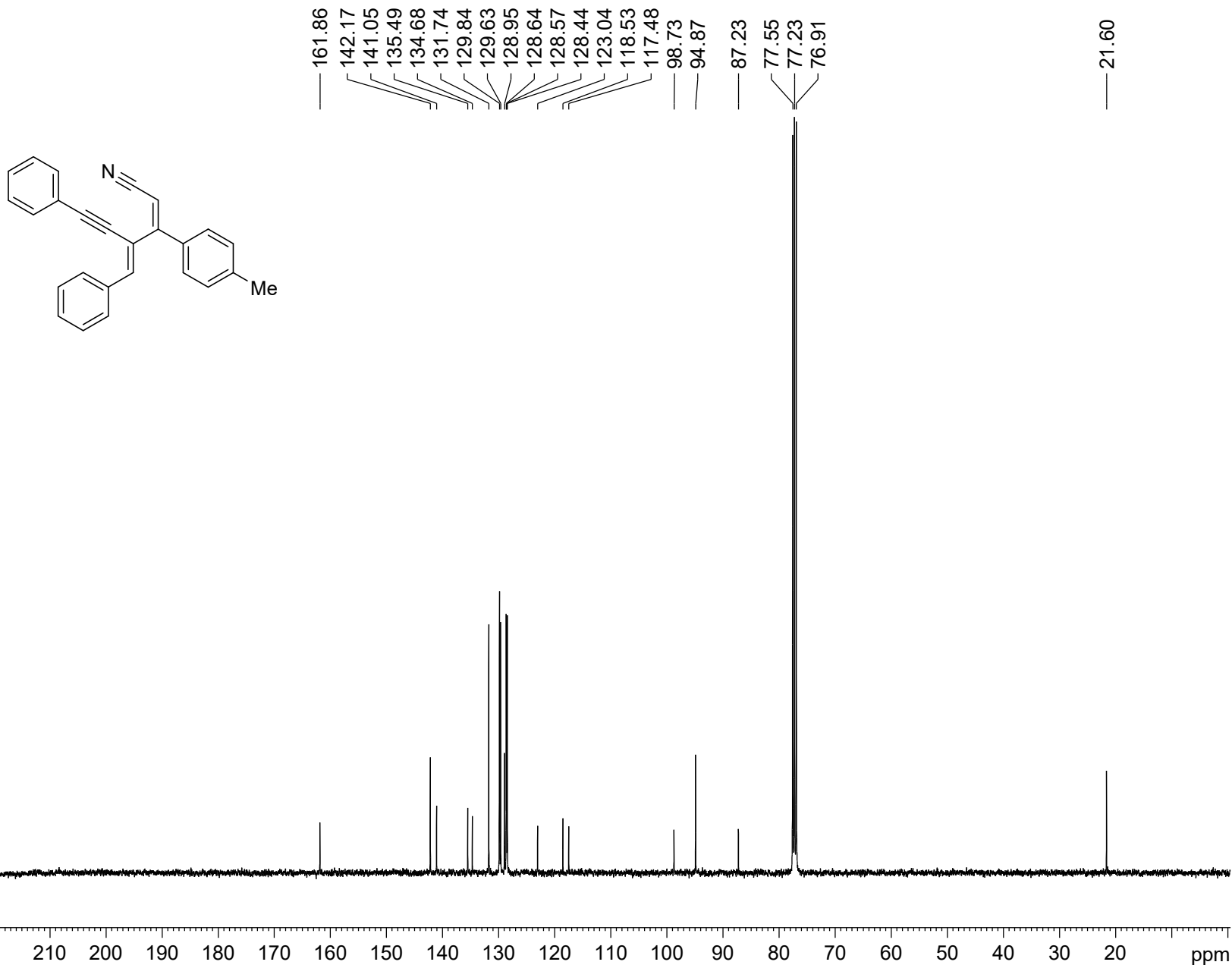
Current Data Parameters  
 NAME TRY  
 EXPNO 607  
 PROCNO 1

F2 - Acquisition Parameters  
 Date\_ 20160315  
 Time 22.13  
 INSTRUM spect  
 PROBHD 5 mm PABBO BB/  
 PULPROG zg30  
 TD 32768  
 SOLVENT CDCl3  
 NS 34  
 DS 0  
 SWH 7211.539 Hz  
 FIDRES 0.220079 Hz  
 AQ 2.2719147 sec  
 RG 113.31  
 DW 69.333 usec  
 DE 10.50 usec  
 TE 296.8 K  
 D1 2.00000000 sec  
 TD0 1

==== CHANNEL f1 =====  
 SFO1 400.1324008 MHz  
 NUC1 1H  
 P1 12.90 usec  
 PLW1 15.00000000 W

F2 - Processing parameters  
 SI 16384  
 SF 400.1300000 MHz  
 WDW EM  
 SSB 0  
 LB 0 Hz  
 GB 0  
 PC 1.00

(2Z,4E)-4-benzylidene-6-phenyl-3-(p-tolyl)hex-2-en-5-ynitrile (6'b)



Current Data Parameters

NAME TRY  
 EXPNO 608  
 PROCNO 1

F2 - Acquisition Parameters

Date\_ 20160315  
 Time 22.16  
 INSTRUM spect  
 PROBHD 5 mm PABBO BB/  
 PULPROG zgpg30  
 TD 32768  
 SOLVENT CDCI3  
 NS 1000  
 DS 0  
 SWH 24038.461 Hz  
 FIDRES 0.733596 Hz  
 AQ 0.6815744 sec  
 RG 198.09  
 DW 20.800 usec  
 DE 6.50 usec  
 TE 297.2 K  
 D1 2.00000000 sec  
 D11 0.03000000 sec  
 TD0 1

==== CHANNEL f1 =====

SFO1 100.6228298 MHz  
 NUC1 13C  
 P1 10.00 usec  
 PLW1 47.50000000 W

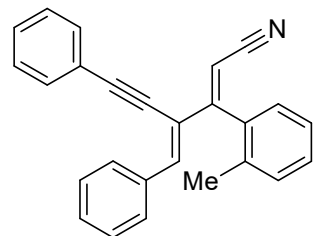
==== CHANNEL f2 =====

SFO2 400.1316005 MHz  
 NUC2 1H  
 CPDPRG[2] waltz16  
 PCPD2 90.00 usec  
 PLW2 15.00000000 W  
 PLW12 0.33750001 W  
 PLW13 0.27338001 W

F2 - Processing parameters

SI 32768  
 SF 100.6127490 MHz  
 WDW EM  
 SSB 0  
 LB 2.00 Hz  
 GB 0  
 PC 1.00

(2E,4E)-4-benzylidene-6-phenyl-3-(o-tolyl)hex-2-en-5-ynenitrile (6c)



7.9443  
7.9398  
7.9242  
7.9216  
7.6691  
7.6604  
7.6571  
7.6515  
7.6452  
7.4984  
7.4927  
7.4842  
7.4766  
7.4547  
7.4490  
7.4388  
7.4347  
7.4146  
7.4098  
7.4004  
7.3912  
7.3730  
7.2780  
6.6319  
6.4860

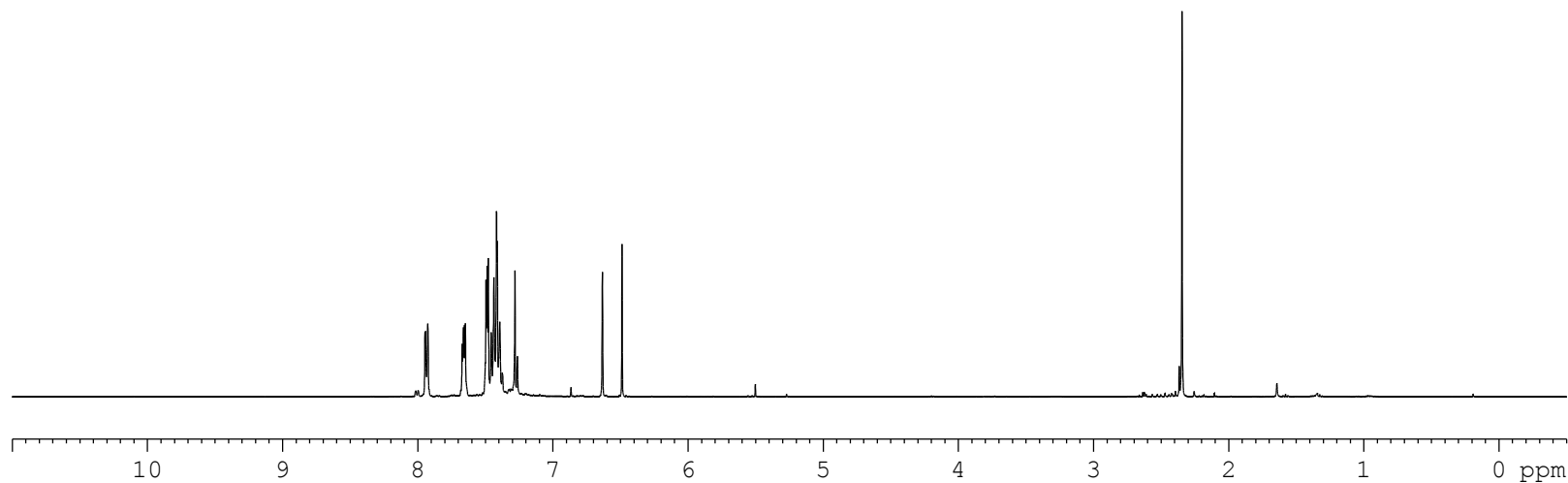
2.3452

Current Data Parameters  
NAME TRY  
EXPNO 614  
PROCNO 1

F2 - Acquisition Parameters  
Date\_ 20160315  
Time 23.30  
INSTRUM spect  
PROBHD 5 mm PABBO BB/  
PULPROG zg30  
TD 32768  
SOLVENT CDCl3  
NS 32  
DS 0  
SWH 7211.539 Hz  
FIDRES 0.220079 Hz  
AQ 2.2719147 sec  
RG 29.06  
DW 69.333 usec  
DE 10.50 usec  
TE 297.0 K  
D1 2.00000000 sec  
TD0 1

===== CHANNEL f1 =====  
SFO1 400.1324008 MHz  
NUC1 1H  
P1 12.90 usec  
PLW1 15.00000000 W

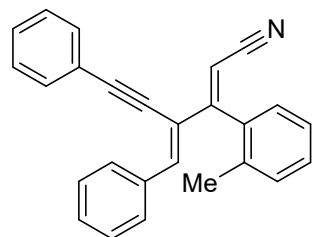
F2 - Processing parameters  
SI 16384  
SF 400.1300027 MHz  
WDW EM  
SSB 0  
LB 0 Hz  
GB 0  
PC 1.00



2.150  
2.320  
3.288  
6.695  
1.151  
1.034  
1.000

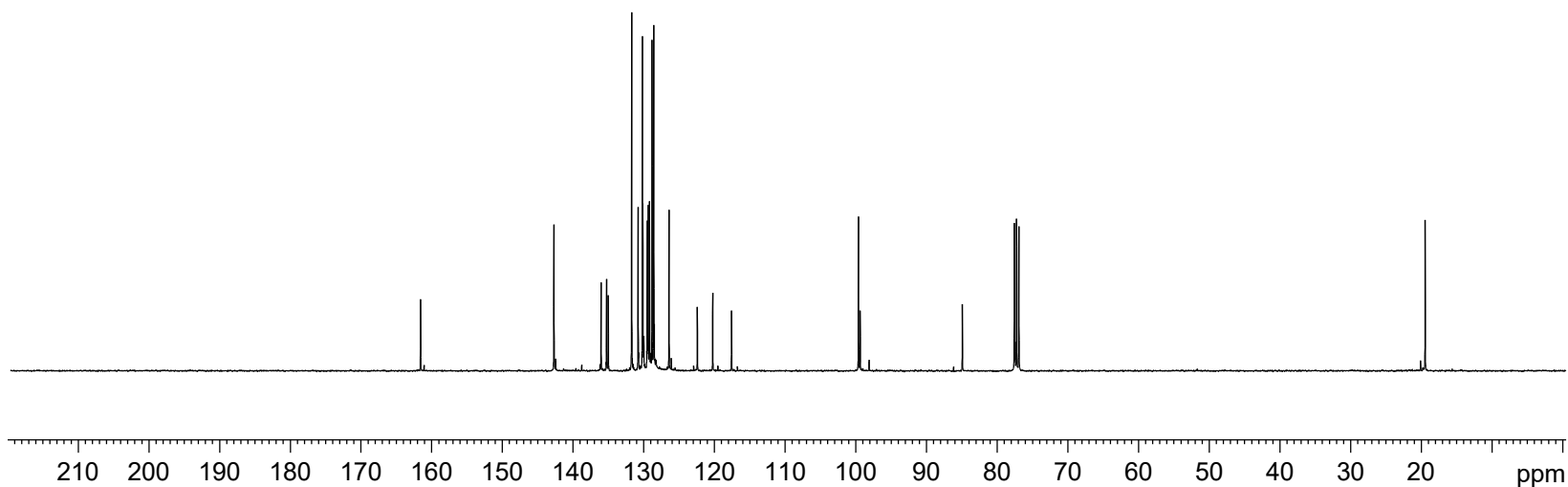
3.088

(2E, 4E)-4-benzylidene-6-phenyl-3-(o-tolyl)hex-2-en-5-ynenitrile (6c)



161.56  
142.69  
136.02  
135.24  
135.00  
131.70  
130.78  
130.17  
130.11  
129.48  
129.35  
129.17  
128.81  
128.57  
126.41  
122.40  
120.23  
117.56  
99.61  
99.36  
84.91  
77.55  
77.23  
76.91

19.42



Current Data Parameters  
 NAME TRY  
 EXPNO 615  
 PROCNO 1

F2 - Acquisition Parameters  
 Date\_ 20160315  
 Time 23.34  
 INSTRUM spect  
 PROBHD 5 mm PABBO BB/  
 PULPROG zgpg30  
 TD 32768  
 SOLVENT CDCl3  
 NS 841  
 DS 0  
 SWH 24038.461 Hz  
 FIDRES 0.733596 Hz  
 AQ 0.6815744 sec  
 RG 198.09  
 DW 20.800 usec  
 DE 6.50 usec  
 TE 297.2 K  
 D1 2.00000000 sec  
 D11 0.03000000 sec  
 TD0 1

==== CHANNEL f1 =====  
 SFO1 100.6228298 MHz  
 NUC1 13C  
 P1 10.00 usec  
 PLW1 47.50000000 W

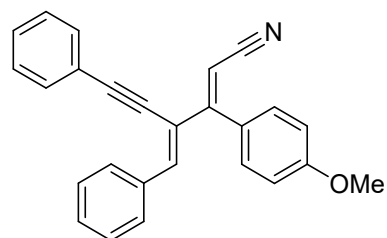
==== CHANNEL f2 =====  
 SFO2 400.1316005 MHz  
 NUC2 1H  
 CPDPRG[2] waltz16  
 PCPD2 90.00 usec  
 PLW2 15.00000000 W  
 PLW12 0.33750001 W  
 PLW13 0.27338001 W

F2 - Processing parameters  
 SI 32768  
 SF 100.6127659 MHz  
 WDW EM  
 SSB 0  
 LB 2.00 Hz  
 GB 0  
 PC 1.00

(2E,4E)-4-benzylidene-3-(4-methoxyphenyl)-6-phenylhex-2-en-5-ynenitrile (6d)

7.8865  
7.8827  
7.8663  
7.5394  
7.5327  
7.5264  
7.5239  
7.5154  
7.3933  
7.3859  
7.3780  
7.3729  
7.3641  
7.3560  
7.3451  
7.3411  
7.3346  
7.3262  
7.0079  
6.9864  
6.7725  
6.2122

3.8505

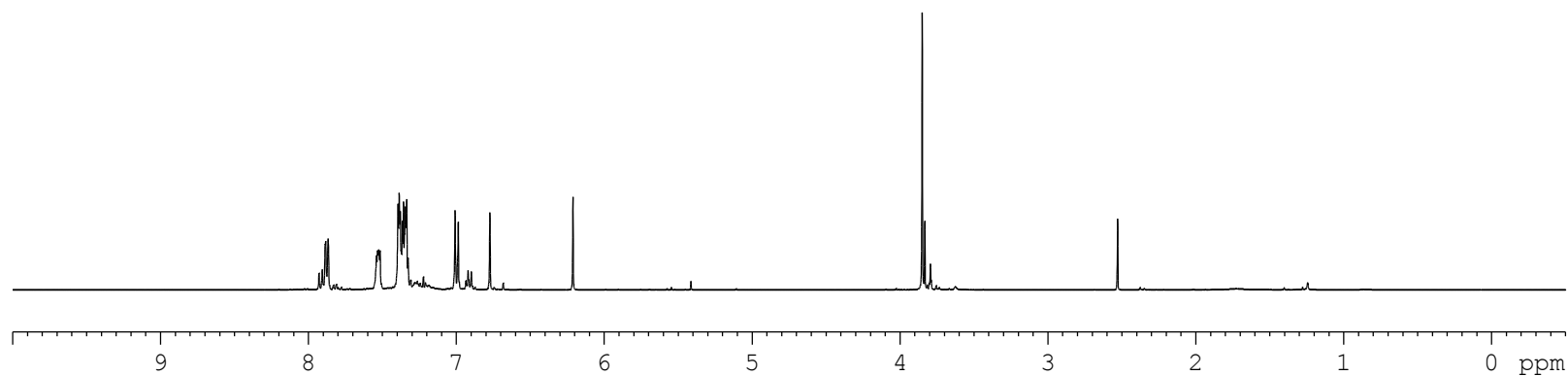


Current Data Parameters  
NAME TRY  
EXPNO 254  
PROCNO 1

F2 - Acquisition Parameters  
Date\_ 20161208  
Time 12.26  
INSTRUM spect  
PROBHD 5 mm BBO BB-1H  
PULPROG zg30  
TD 32768  
SOLVENT CDCl3  
NS 16  
DS 0  
SWH 7246.377 Hz  
FIDRES 0.221142 Hz  
AQ 2.2609921 sec  
RG 64  
DW 69.000 usec  
DE 6.50 usec  
TE 295.8 K  
D1 2.00000000 sec  
TD0 1

===== CHANNEL f1 =====  
NUC1 1H  
P1 14.40 usec  
PL1 1.80 dB  
SFO1 400.1324008 MHz

F2 - Processing parameters  
SI 16384  
SF 400.1300246 MHz  
WDW EM  
SSB 0  
LB 0 Hz  
GB 0  
PC 1.00

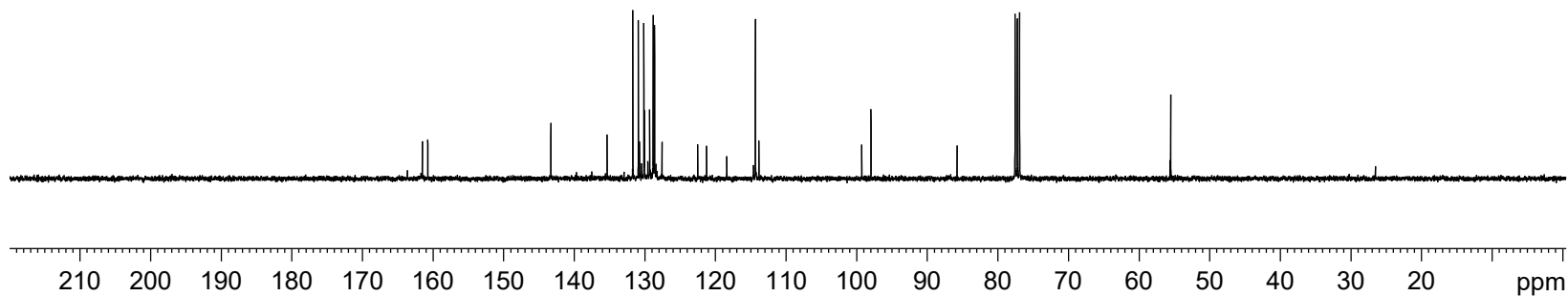
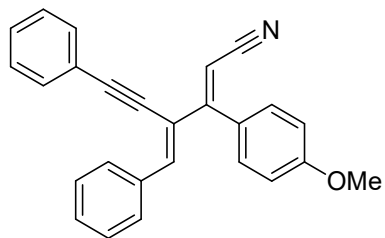
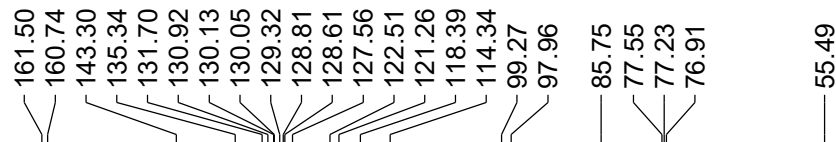


2.135  
2.389  
8.702  
2.140  
1.070  
1.000

3.075



(2E,4E)-4-benzylidene-3-(4-methoxyphenyl)-6-phenylhex-2-en-5-ynenitrile (6d)



Current Data Parameters

NAME TRY  
EXPNO 255  
PROCNO 1

F2 - Acquisition Parameters

Date\_ 20161208  
Time 12.34  
INSTRUM spect  
PROBHD 5 mm BBO BB-1H  
PULPROG zgpg30  
TD 32768  
SOLVENT CDCl<sub>3</sub>  
NS 144  
DS 0  
SWH 24038.461 Hz  
FIDRES 0.733596 Hz  
AQ 0.6815744 sec  
RG 5792.6  
DW 20.800 usec  
DE 6.50 usec  
TE 295.9 K  
D1 2.00000000 sec  
D11 0.03000000 sec  
TD0 1

==== CHANNEL f1 =====

NUC1 13C  
P1 9.00 usec  
PL1 7.00 dB  
SFO1 100.6233325 MHz

==== CHANNEL f2 =====

CPDPRG[2] waltz16  
NUC2 1H  
PCPD2 90.00 usec  
PL2 1.80 dB  
PL12 17.00 dB  
PL13 20.00 dB  
SFO2 400.1316005 MHz

F2 - Processing parameters

SI 32768  
SF 100.6127576 MHz  
WDW EM  
SSB 0  
LB 1.00 Hz  
GB 0  
PC 1.00

(2Z,4E)-4-benzylidene-3-(4-methoxyphenyl)-6-phenylhex-2-en-5-ynenitrile (6'd)

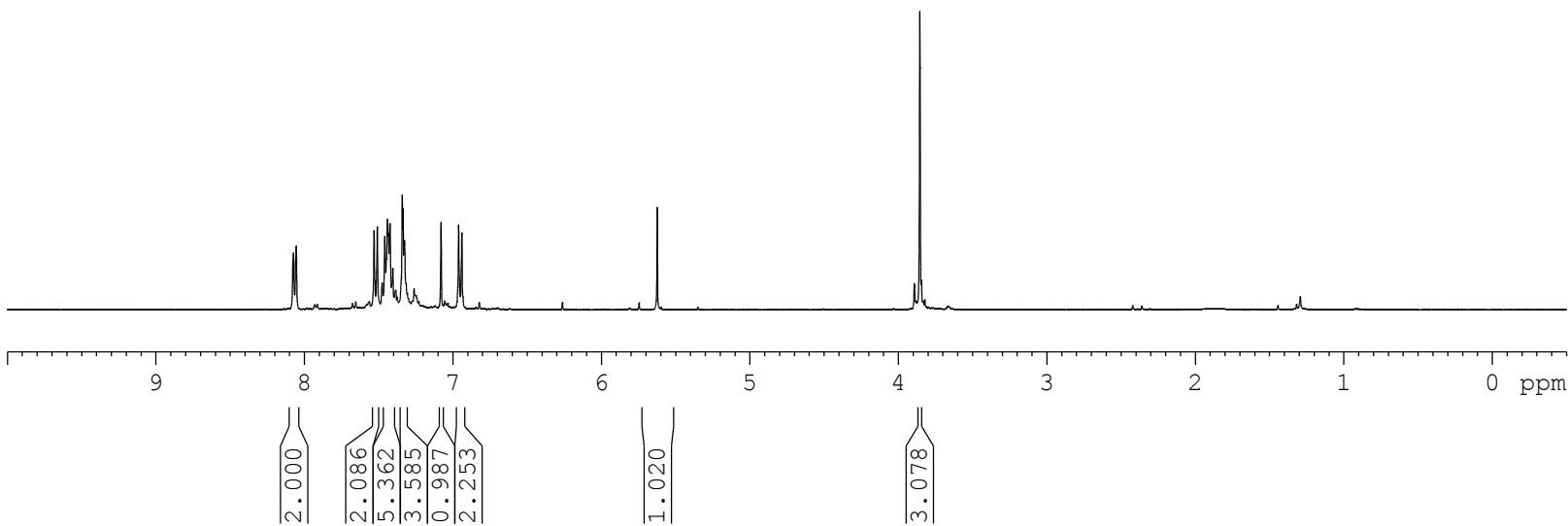
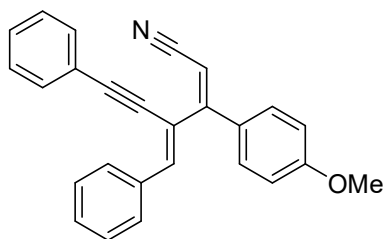
Current Data Parameters  
NAME TRY  
EXPNO 250  
PROCNO 1

F2 - Acquisition Parameters  
Date\_ 20161208  
Time 9.20  
INSTRUM spect  
PROBHD 5 mm BBO BB-1H  
PULPROG zg30  
TD 32768  
SOLVENT CDCl3  
NS 16  
DS 0  
SWH 7246.377 Hz  
FIDRES 0.221142 Hz  
AQ 2.2609921 sec  
RG 57  
DW 69.000 usec  
DE 6.50 usec  
TE 296.4 K  
D1 2.0000000 sec  
TD0 1

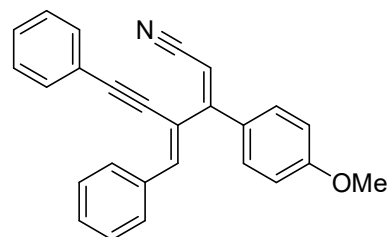
===== CHANNEL f1 =====  
NUC1 1H  
P1 14.40 usec  
PL1 1.80 dB  
SFO1 400.1324008 MHz

F2 - Processing parameters  
SI 16384  
SF 400.1300091 MHz  
WDW EM  
SSB 0  
LB 0 Hz  
GB 0  
PC 1.00

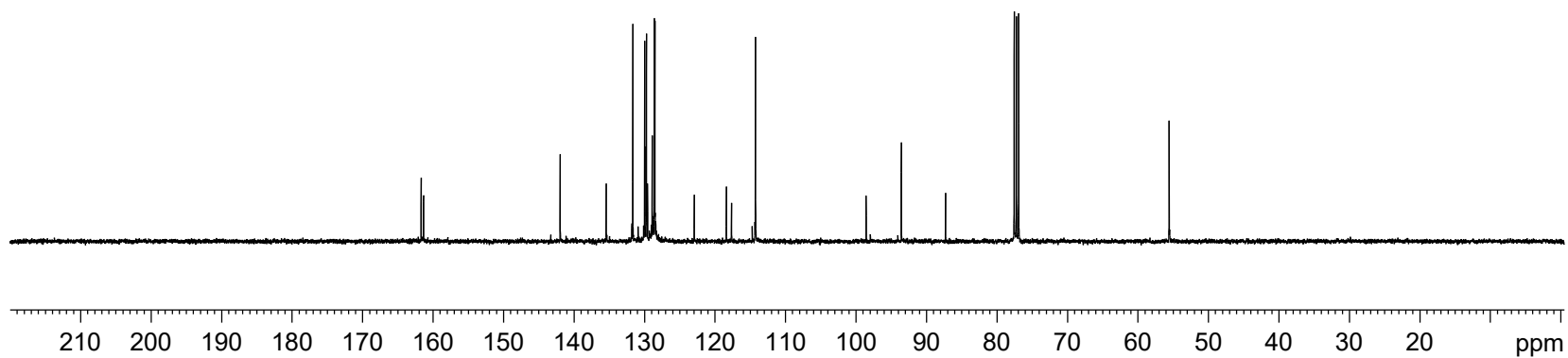
8.0722  
8.0539  
7.5287  
7.5068  
7.4569  
7.4455  
7.4388  
7.4321  
7.4218  
7.4031  
7.3390  
7.3335  
7.3258  
7.3243  
7.2596  
7.0776  
6.9592  
6.9374  
5.6215  
3.8547



(2Z,4E)-4-benzylidene-3-(4-methoxyphenyl)-6-phenylhex-2-en-5-ynenitrile (6'd)



161.71  
161.37  
141.97  
135.44  
131.67  
129.99  
129.80  
129.74  
129.58  
128.92  
128.60  
128.54  
122.95  
118.40  
117.66  
114.26  
98.56  
93.57  
87.29  
77.55  
77.23  
76.92  
55.57



Current Data Parameters

NAME TRY  
EXPNO 251  
PROCNO 1

F2 - Acquisition Parameters

Date\_ 20161208  
Time 9.21  
INSTRUM spect  
PROBHD 5 mm BBO BB-1H  
PULPROG zgpg30  
TD 32768  
SOLVENT CDCl3  
NS 363  
DS 0  
SWH 24038.461 Hz  
FIDRES 0.733596 Hz  
AQ 0.6815744 sec  
RG 5792.6  
DW 20.800 usec  
DE 6.50 usec  
TE 296.4 K  
D1 2.00000000 sec  
D11 0.03000000 sec  
TD0 1

===== CHANNEL f1 =====

NUC1 13C  
P1 9.00 usec  
PL1 7.00 dB  
SFO1 100.6233325 MHz

===== CHANNEL f2 =====

CPDPRG[2] waltz16  
NUC2 1H  
PCPD2 90.00 usec  
PL2 1.80 dB  
PL12 17.00 dB  
PL13 20.00 dB  
SFO2 400.1316005 MHz

F2 - Processing parameters

SI 32768  
SF 100.6127580 MHz  
WDW EM  
SSB 0  
LB 1.00 Hz  
GB 0  
PC 1.00

(2E,4E)-4-benzylidene-3-(4-chlorophenyl)-6-phenylhex-2-en-5-ynenitrile (6e)

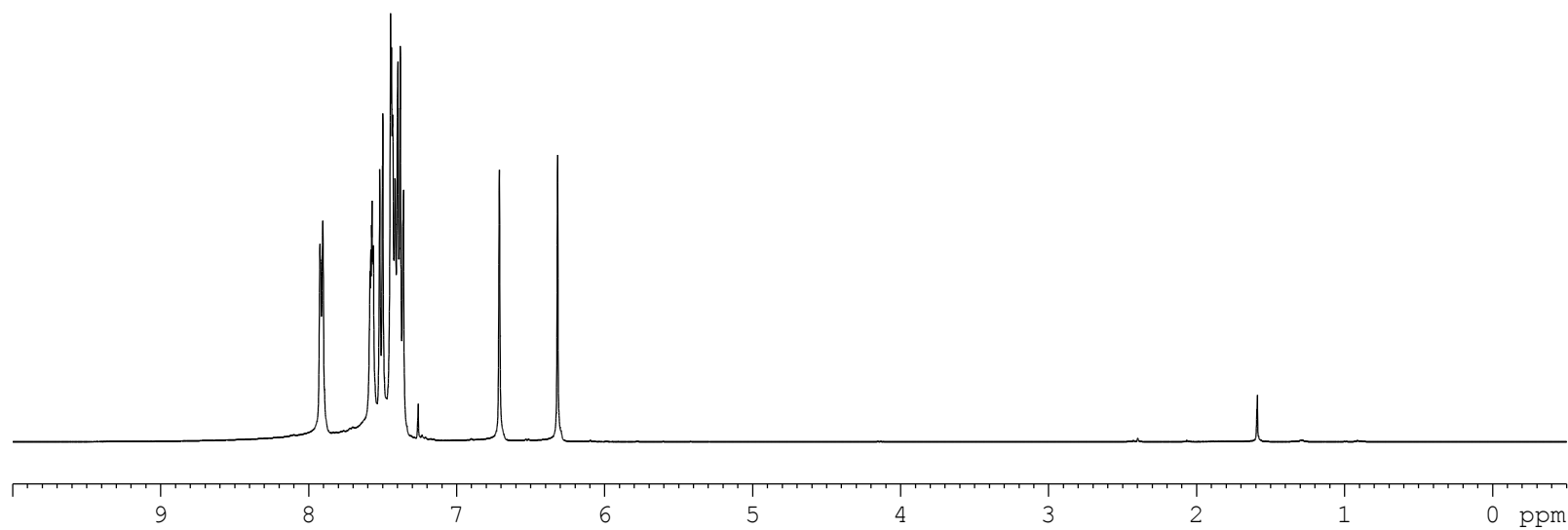
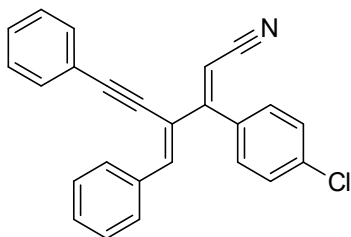
Current Data Parameters  
NAME TRY  
EXPNO 529  
PROCNO 1

F2 - Acquisition Parameters  
Date\_ 20151222  
Time 12.28  
INSTRUM spect  
PROBHD 5 mm PABBO BB/  
PULPROG zg30  
TD 32768  
SOLVENT CDCl3  
NS 64  
DS 0  
SWH 7211.539 Hz  
FIDRES 0.220079 Hz  
AQ 2.2719147 sec  
RG 57.42  
DW 69.333 usec  
DE 10.50 usec  
TE 297.6 K  
D1 2.0000000 sec  
TD0 1

===== CHANNEL f1 =====  
SFO1 400.1324008 MHz  
NUC1 1H  
P1 12.90 usec  
PLW1 15.0000000 W

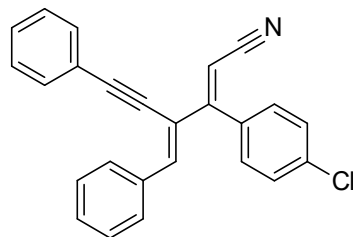
F2 - Processing parameters  
SI 16384  
SF 400.1300097 MHz  
WDW EM  
SSB 0  
LB 0 Hz  
GB 0  
PC 1.00

7.9235  
7.9203  
7.9042  
7.5862  
7.5803  
7.5744  
7.5714  
7.5680  
7.5656  
7.5626  
7.5194  
7.4983  
7.4462  
7.4398  
7.4347  
7.4328  
7.4242  
7.4157  
7.3968  
7.3827  
7.3806  
7.3622  
7.3595  
7.2600  
6.7109  
6.3174

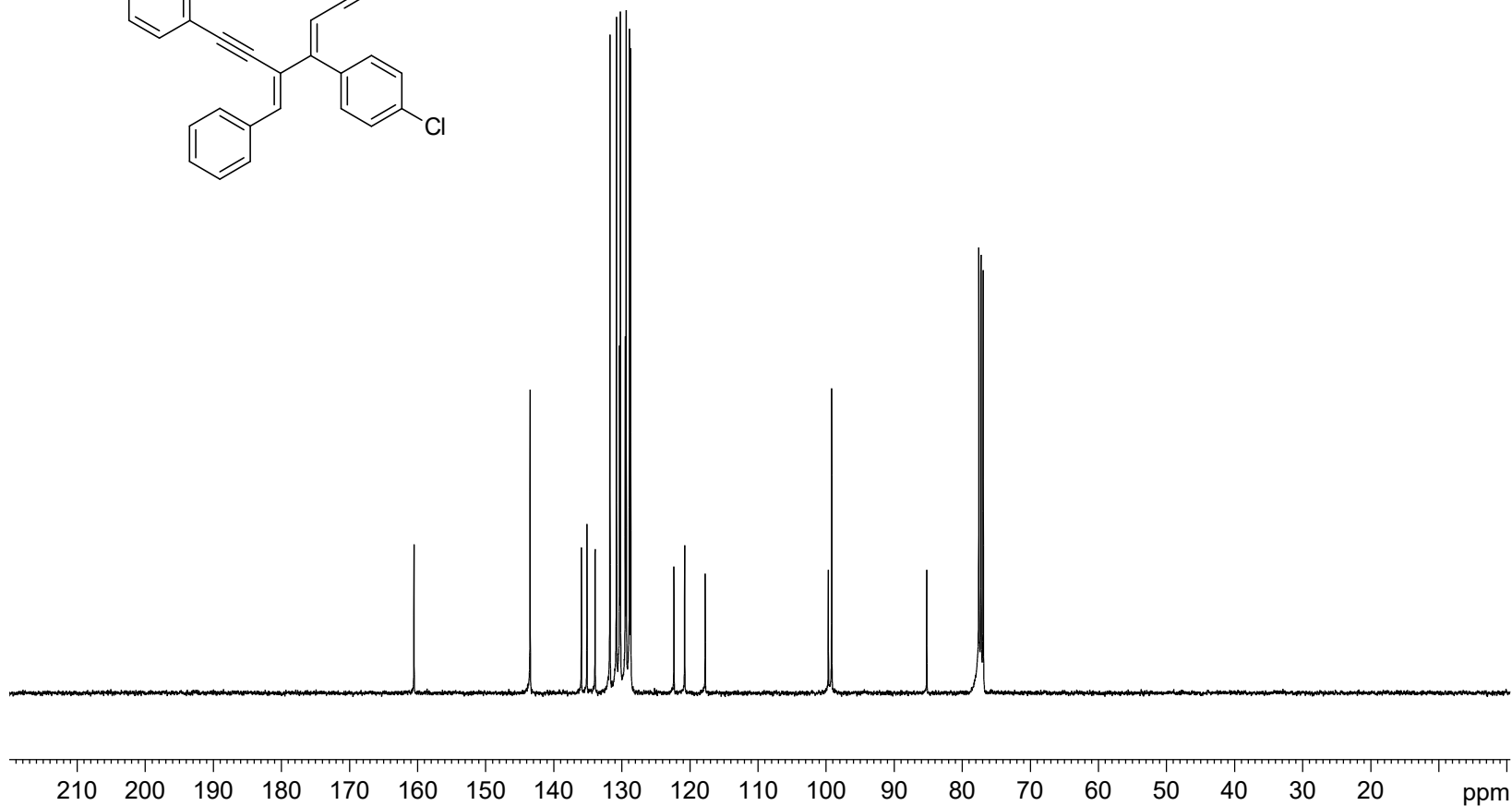


2.215  
2.531  
2.284  
8.597  
1.069  
1.000

(2E, 4E)-4-benzylidene-3-(4-chlorophenyl)-6-phenylhex-2-en-5-ynenitrile (6e)



160.53  
143.47  
135.94  
135.12  
133.93  
131.74  
130.79  
130.33  
130.21  
129.48  
129.35  
128.87  
128.70  
122.34  
120.77  
117.75  
99.66  
99.17  
85.20  
77.55  
77.23  
76.91



Current Data Parameters

NAME TRY  
EXPNO 530  
PROCNO 1

F2 - Acquisition Parameters

Date\_ 20151222  
Time 12.33  
INSTRUM spect  
PROBHD 5 mm PABBO BB/  
PULPROG zgpg30  
TD 32768  
SOLVENT CDCl3  
NS 1500  
DS 0  
SWH 24038.461 Hz  
FIDRES 0.733596 Hz  
AQ 0.6815744 sec  
RG 198.09  
DW 20.800 usec  
DE 6.50 usec  
TE 298.1 K  
D1 2.00000000 sec  
D11 0.03000000 sec  
TD0 1

===== CHANNEL f1 =====

SFO1 100.6233319 MHz  
NUC1 13C  
P1 10.00 usec  
PLW1 47.50000000 W

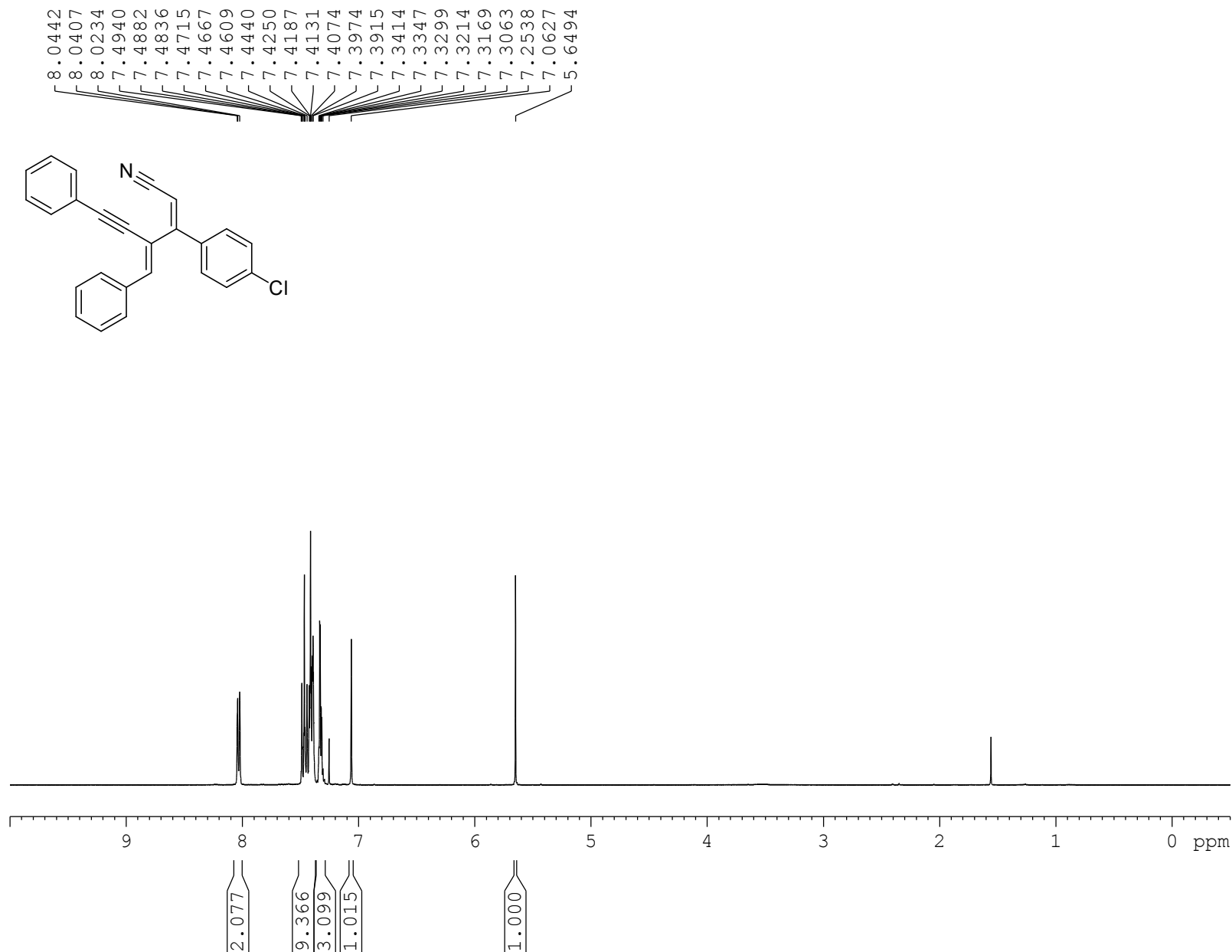
===== CHANNEL f2 =====

SFO2 400.1316005 MHz  
NUC2 1H  
CPDPRG2 waltz16  
PCPD2 90.00 usec  
PLW2 15.00000000 W  
PLW12 0.33750001 W  
PLW13 0.27338001 W

F2 - Processing parameters

SI 32768  
SF 100.6127560 MHz  
WDW EM  
SSB 0  
LB 2.00 Hz  
GB 0  
PC 1.00

(2Z,4E)-4-benzylidene-3-(4-chlorophenyl)-6-phenylhex-2-en-5-ynenitrile (6'e)



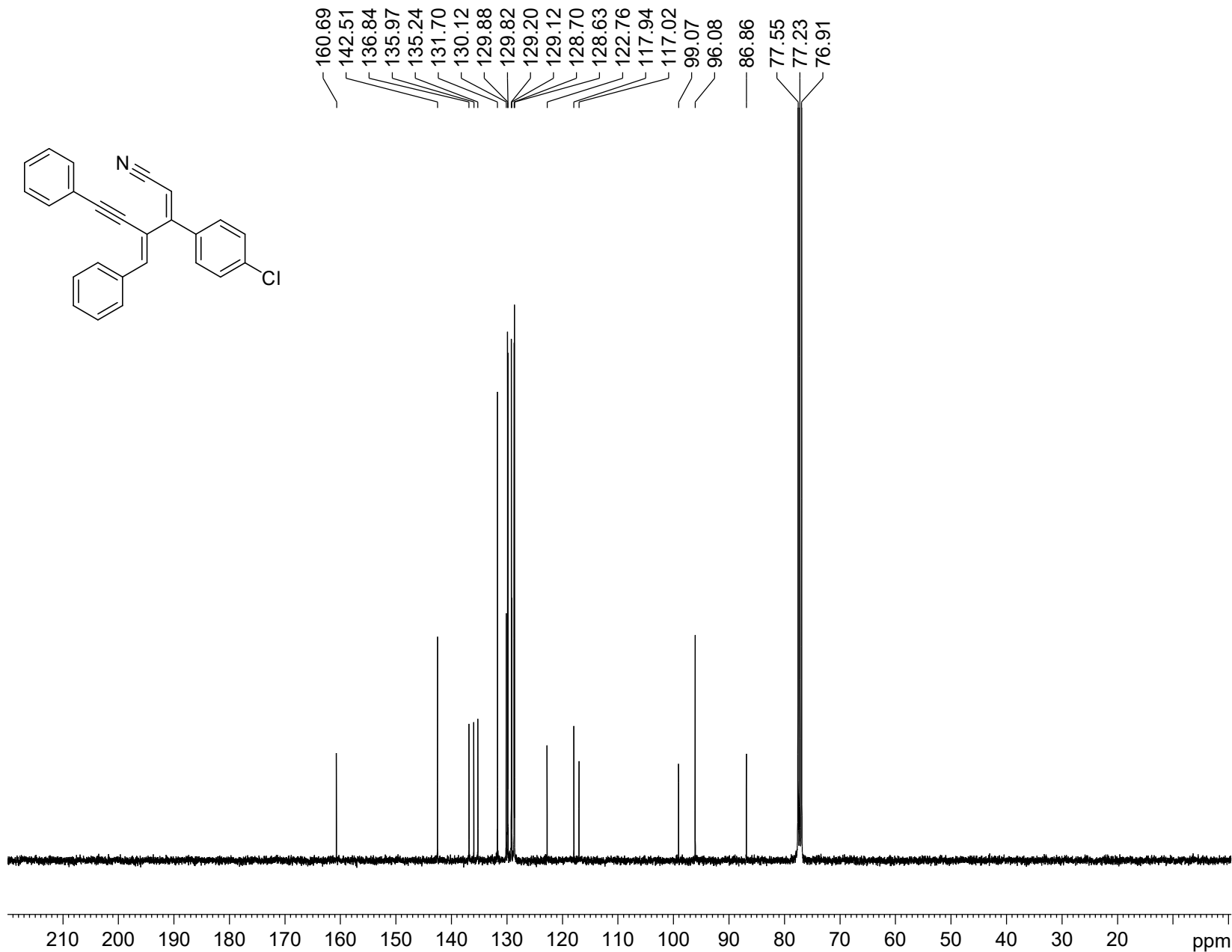
Current Data Parameters  
NAME TRY  
EXPNO 151  
PROCNO 1

F2 - Acquisition Parameters  
Date\_ 20151214  
Time 22.02  
INSTRUM spect  
PROBHD 5 mm BBO BB-1H  
PULPROG zg30  
TD 32768  
SOLVENT CDCl3  
NS 64  
DS 0  
SWH 7246.377 Hz  
FIDRES 0.221142 Hz  
AQ 2.2609921 sec  
RG 114  
DW 69.000 usec  
DE 6.50 usec  
TE 297.1 K  
D1 2.00000000 sec  
TD0 1

===== CHANNEL f1 =====  
NUC1 1H  
P1 14.40 usec  
PL1 1.80 dB  
SFO1 400.1324008 MHz

F2 - Processing parameters  
SI 16384  
SF 400.1300118 MHz  
WDW EM  
SSB 0  
LB 0 Hz  
GB 0  
PC 1.00

(2Z,4E)-4-benzylidene-3-(4-chlorophenyl)-6-phenylhex-2-en-5-ynenitrile (6'e)



Current Data Parameters

NAME TRY  
EXPNO 152  
PROCNO 1

F2 - Acquisition Parameters

Date\_ 20151214  
Time 22.03  
INSTRUM spect  
PROBHD 5 mm BBO BB-1H  
PULPROG zgpg30  
TD 32768  
SOLVENT CDCl3  
NS 1364  
DS 0  
SWH 24038.461 Hz  
FIDRES 0.733596 Hz  
AQ 0.6815744 sec  
RG 5792.6  
DW 20.800 usec  
DE 6.50 usec  
TE 297.1 K  
D1 2.00000000 sec  
D11 0.03000000 sec  
TD0 1

==== CHANNEL f1 =====

NUC1 13C  
P1 9.00 usec  
PL1 7.00 dB  
SFO1 100.6233325 MHz

==== CHANNEL f2 =====

CPDPRG[2] waltz16  
NUC2 1H  
PCPD2 90.00 usec  
PL2 1.80 dB  
PL12 17.00 dB  
PL13 20.00 dB  
SFO2 400.1316005 MHz

F2 - Processing parameters

SI 32768  
SF 100.6127506 MHz  
WDW EM  
SSB 0  
LB 1.00 Hz  
GB 0  
PC 1.00

(2Z,4E)-4-benzylidene-3-(naphthalen-1-yl)-6-phenylhex-2-en-5-ynenitrile (6'f)

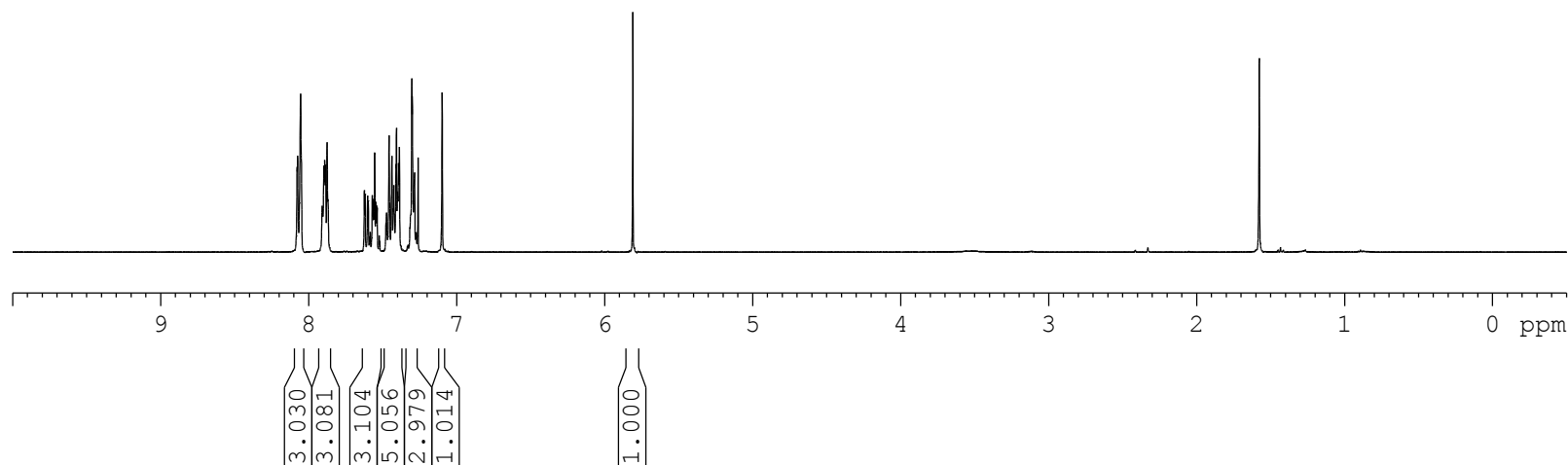
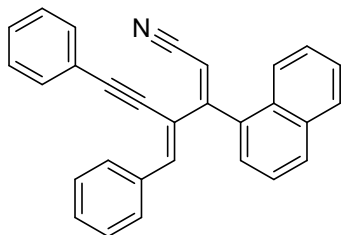
Current Data Parameters  
 NAME TRY  
 EXPNO 222  
 PROCNO 1

F2 - Acquisition Parameters  
 Date\_ 20161201  
 Time 12.17  
 INSTRUM spect  
 PROBHD 5 mm BBO BB-1H  
 PULPROG zg30  
 TD 32768  
 SOLVENT CDCl3  
 NS 32  
 DS 0  
 SWH 7246.377 Hz  
 FIDRES 0.221142 Hz  
 AQ 2.2609921 sec  
 RG 181  
 DW 69.000 usec  
 DE 6.50 usec  
 TE 296.6 K  
 D1 2.0000000 sec  
 TD0 1

===== CHANNEL f1 =====  
 NUC1 1H  
 P1 14.40 usec  
 PL1 1.80 dB  
 SFO1 400.1324008 MHz

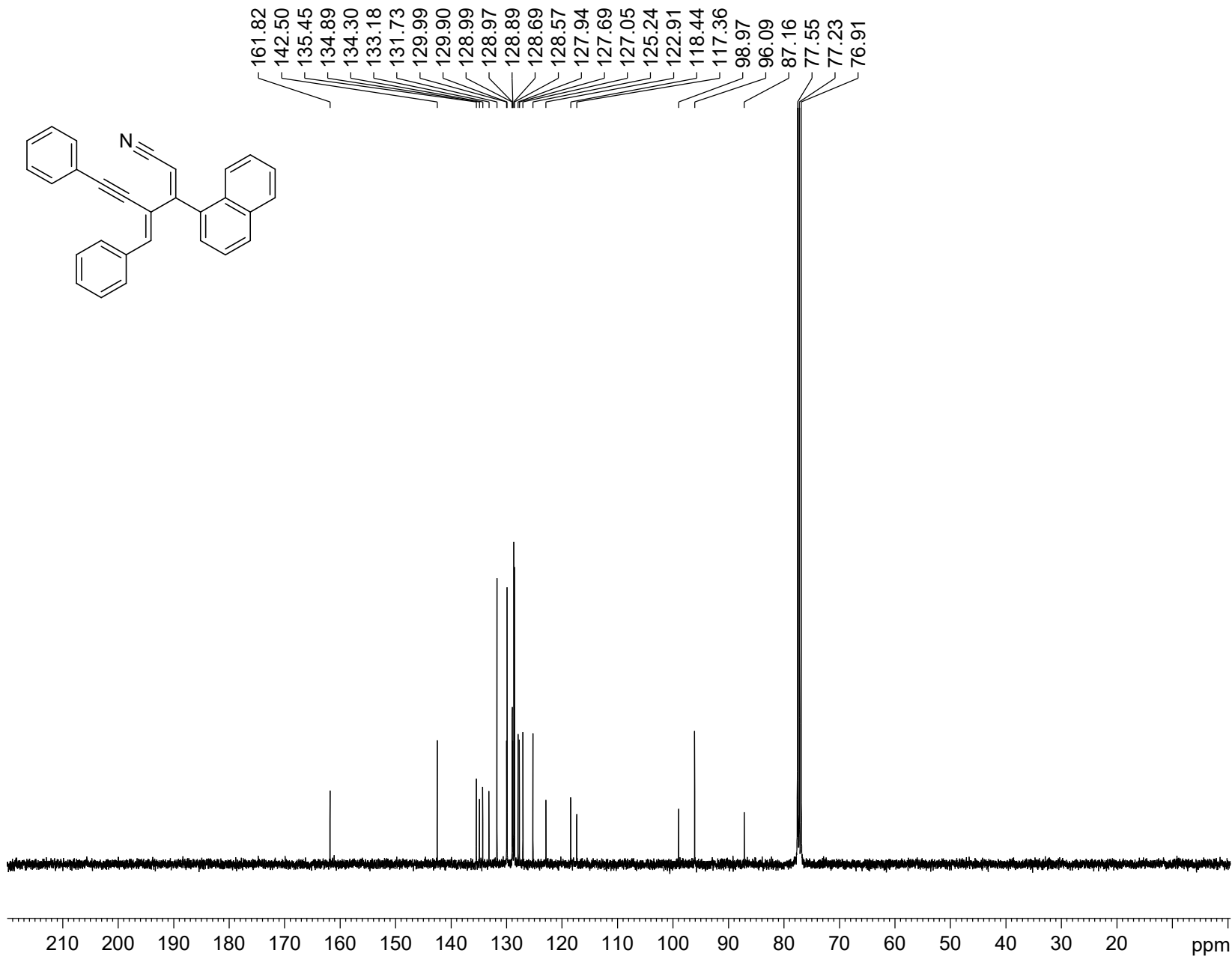
F2 - Processing parameters  
 SI 16384  
 SF 400.1300093 MHz  
 WDW EM  
 SSB 0  
 LB 0 Hz  
 GB 0  
 PC 1.00

7.5830  
 7.5698  
 7.5655  
 7.5597  
 7.5530  
 7.5461  
 7.5403  
 7.5361  
 7.5230  
 7.5191  
 7.4773  
 7.4731  
 7.4687  
 7.4562  
 7.4372  
 7.4273  
 7.4240  
 7.4213  
 7.4095  
 7.4057  
 7.3978  
 7.3922  
 7.3859  
 7.3768  
 7.3314  
 7.3270  
 7.3148  
 7.3023  
 7.2992  
 7.2927  
 7.2840  
 7.2753  
 7.2712  
 7.2599  
 7.0993  
 5.8103





(2Z,4E)-4-benzylidene-3-(naphthalen-1-yl)-6-phenylhex-2-en-5-ynenitrile (6'f)



Current Data Parameters  
NAME TRY  
EXPNO 223  
PROCNO 1

F2 - Acquisition Parameters  
Date\_ 20161201  
Time 12.19  
INSTRUM spect  
PROBHD 5 mm BBO BB-1H  
PULPROG zgpg30  
TD 32768  
SOLVENT CDCl3  
NS 1000  
DS 0  
SWH 24038.461 Hz  
FIDRES 0.733596 Hz  
AQ 0.6815744 sec  
RG 8192  
DW 20.800 usec  
DE 6.50 usec  
TE 296.5 K  
D1 2.00000000 sec  
D11 0.03000000 sec  
TD0 1

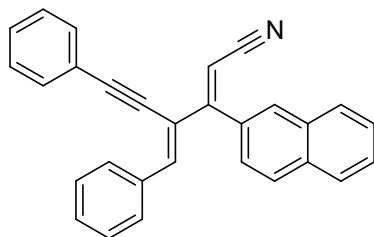
==== CHANNEL f1 =====  
NUC1 13C  
P1 9.00 usec  
PL1 7.00 dB  
SFO1 100.6233325 MHz

==== CHANNEL f2 =====  
CPDPRG[2] waltz16  
NUC2 1H  
PCPD2 90.00 usec  
PL2 1.80 dB  
PL12 17.00 dB  
PL13 20.00 dB  
SFO2 400.1316005 MHz

F2 - Processing parameters  
SI 32768  
SF 100.6127499 MHz  
WDW EM  
SSB 0  
LB 1.00 Hz  
GB 0  
PC 1.00

(2E,4E)-4-benzylidene-3-(naphthalen-2-yl)-6-phenylhex-2-en-5-ynenitrile (6g)

7.8823  
7.8789  
7.8713  
7.6305  
7.6265  
7.6203  
7.6137  
7.6073  
7.6037  
7.5985  
7.5901  
7.5840  
7.5709  
7.5666  
7.5091  
7.5050  
7.4881  
7.4840  
7.4572  
7.4492  
7.4412  
7.4318  
7.4139  
7.4052  
7.4001  
7.3919  
7.3746  
7.3629  
7.3461  
7.3429  
7.2604  
6.7847  
6.4197

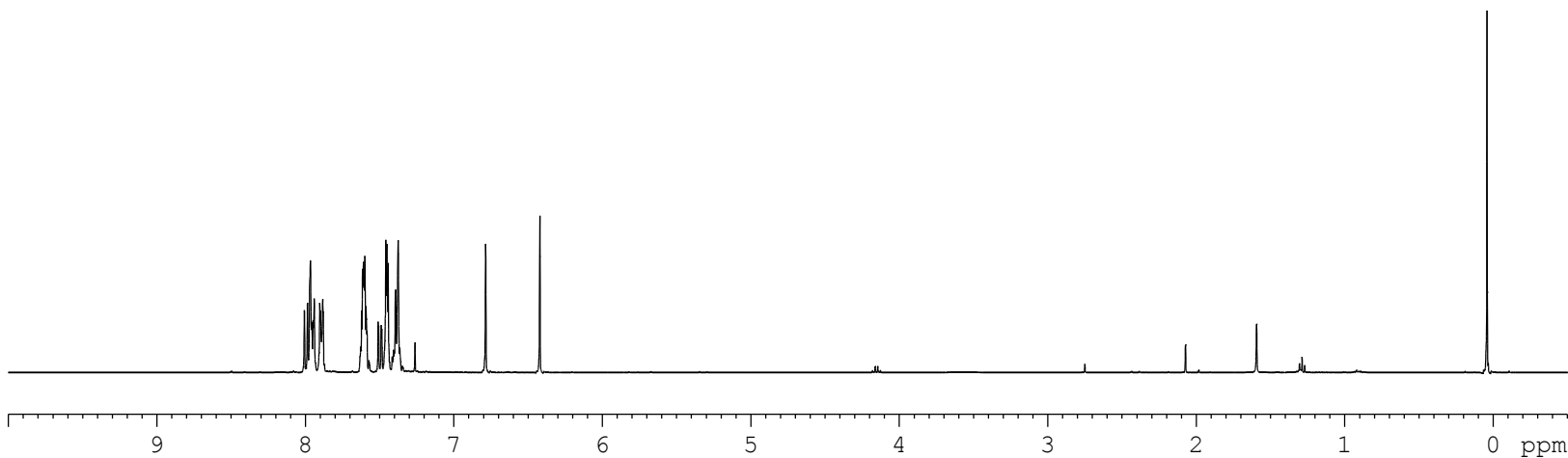


Current Data Parameters  
NAME TRY  
EXPNO 248  
PROCNO 1

F2 - Acquisition Parameters  
Date\_ 20161208  
Time 9.06  
INSTRUM spect  
PROBHD 5 mm BBO BB-1H  
PULPROG zg30  
TD 32768  
SOLVENT CDCl3  
NS 32  
DS 0  
SWH 7246.377 Hz  
FIDRES 0.221142 Hz  
AQ 2.2609921 sec  
RG 71.8  
DW 69.000 usec  
DE 6.50 usec  
TE 296.5 K  
D1 2.0000000 sec  
TD0 1

===== CHANNEL f1 =====  
NUC1 1H  
P1 14.40 usec  
PL1 1.80 dB  
SFO1 400.1324008 MHz

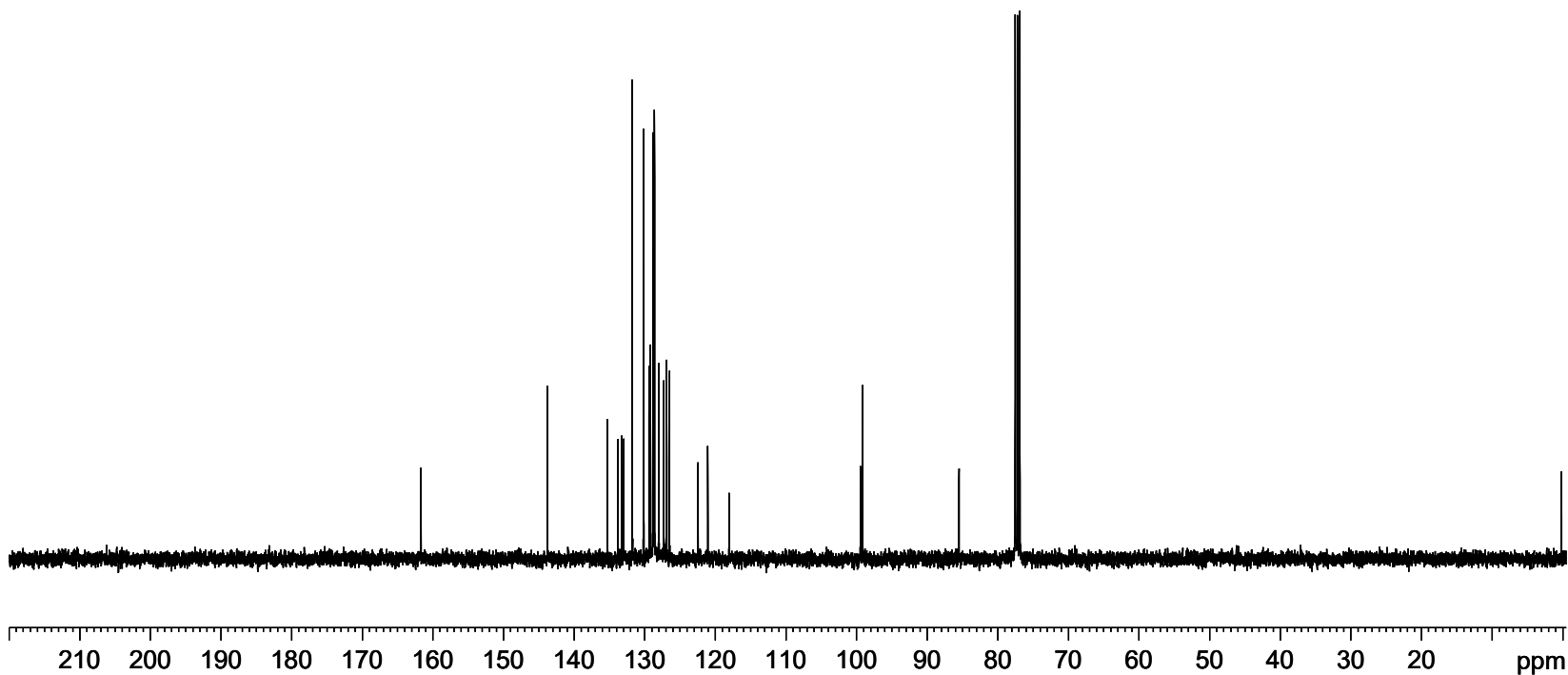
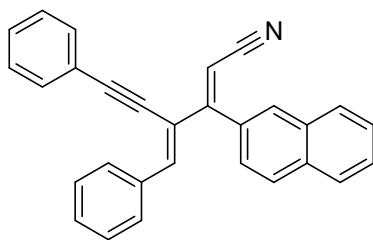
F2 - Processing parameters  
SI 16384  
SF 400.1300091 MHz  
WDW EM  
SSB 0  
LB 0 Hz  
GB 0  
PC 1.00



6.348  
4.239  
7.424  
1.044  
1.000

(2E, 4E)-4-benzylidene-3-(naphthalen-2-yl)-6-phenylhex-2-en-5-ynenitrile (6g)

161.67  
143.76  
135.28  
133.76  
133.24  
132.93  
130.19  
130.16  
129.41  
129.20  
128.86  
128.73  
128.65  
128.63  
128.04  
127.33  
126.91  
126.51  
122.48  
121.09  
118.08  
99.47  
99.16  
85.52  
77.54  
77.23  
76.91



Current Data Parameters  
NAME TRY  
EXPNO 249  
PROCNO 1

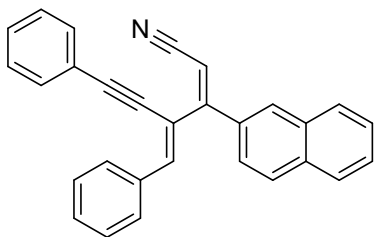
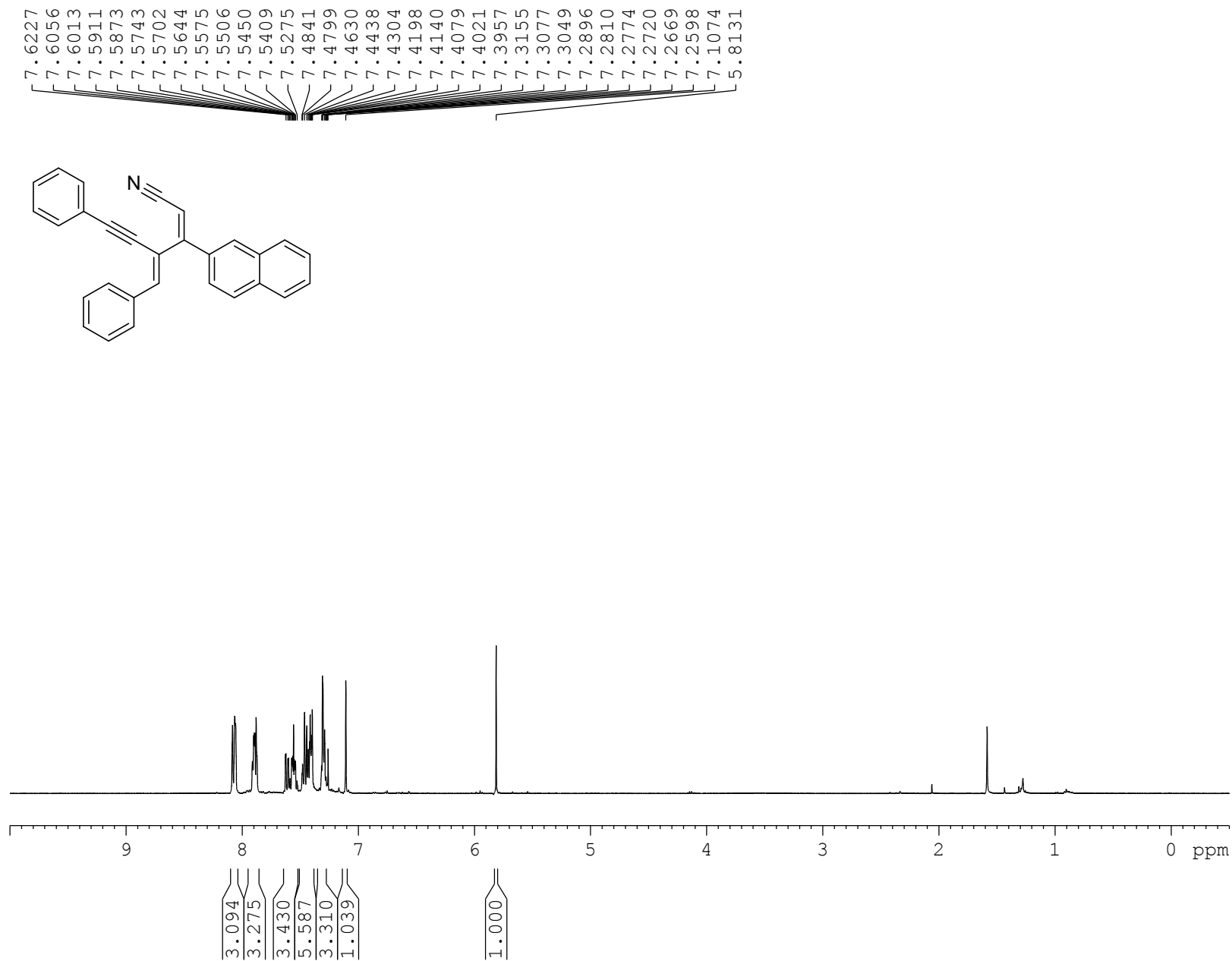
F2 - Acquisition Parameters  
Date\_ 20161208  
Time 9.08  
INSTRUM spect  
PROBHD 5 mm BBO BB-1H  
PULPROG zgpg30  
TD 32768  
SOLVENT CDCl3  
NS 120  
DS 0  
SWH 24038.461 Hz  
FIDRES 0.733596 Hz  
AQ 0.6815744 sec  
RG 5792.6  
DW 20.800 usec  
DE 6.50 usec  
TE 296.6 K  
D1 2.00000000 sec  
D11 0.03000000 sec  
TD0 1

===== CHANNEL f1 =====  
NUC1 13C  
P1 9.00 usec  
PL1 7.00 dB  
SFO1 100.6233325 MHz

===== CHANNEL f2 =====  
CPDPRG[2] waltz16  
NUC2 1H  
PCPD2 90.00 usec  
PL2 1.80 dB  
PL12 17.00 dB  
PL13 20.00 dB  
SFO2 400.1316005 MHz

F2 - Processing parameters  
SI 32768  
SF 100.6127565 MHz  
WDW EM  
SSB 0  
LB 1.00 Hz  
GB 0  
PC 1.00

(2Z,4E)-4-benzylidene-3-(naphthalen-2-yl)-6-phenylhex-2-en-5-ynenitrile (6'g)



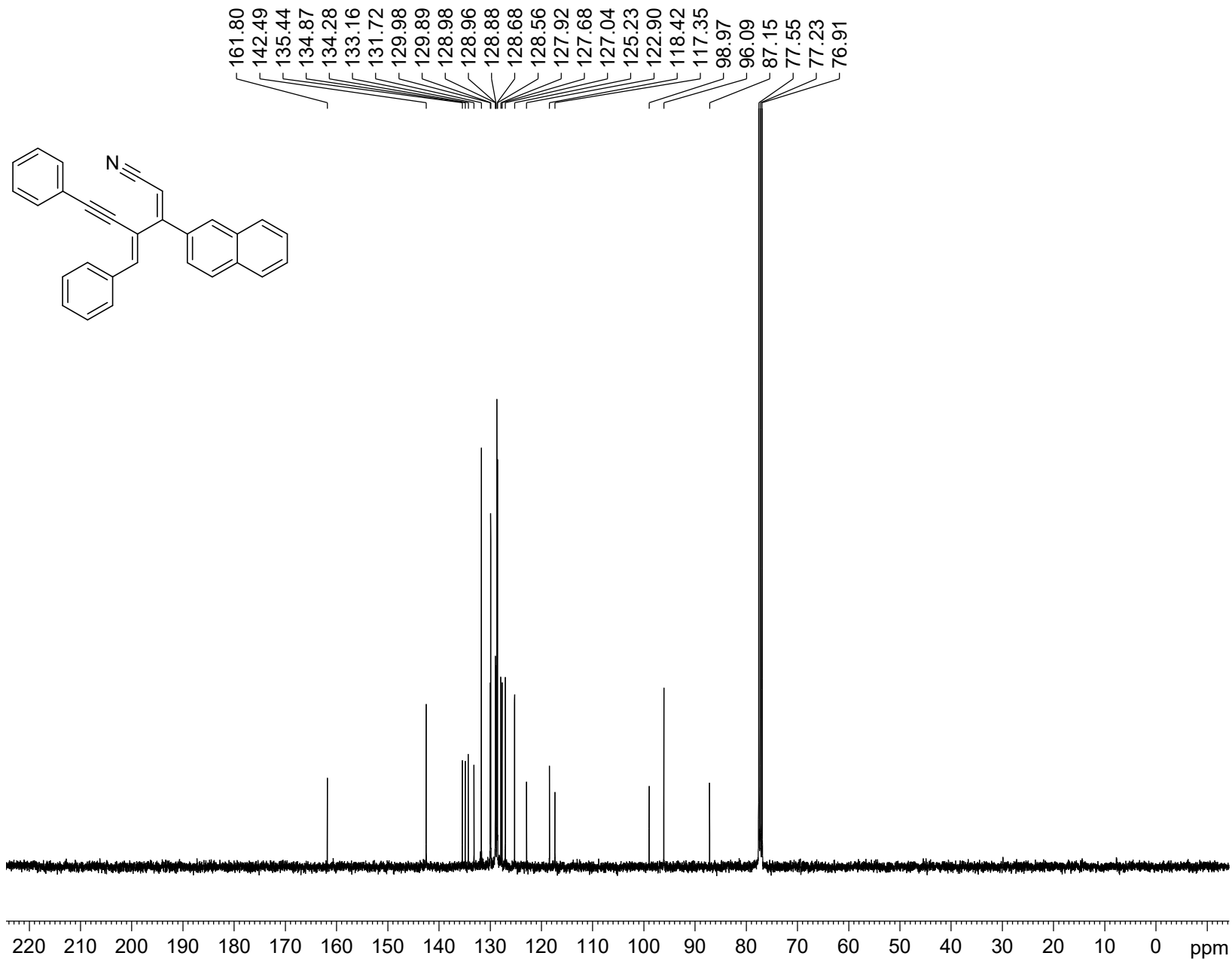
Current Data Parameters  
NAME TRY  
EXPNO 234  
PROCNO 1

F2 - Acquisition Parameters  
Date\_ 20161207  
Time 8.17  
INSTRUM spect  
PROBHD 5 mm BBO BB-1H  
PULPROG zg30  
TD 32768  
SOLVENT CDCl3  
NS 32  
DS 0  
SWH 7246.377 Hz  
FIDRES 0.221142 Hz  
AQ 2.2609921 sec  
RG 114  
DW 69.000 usec  
DE 6.50 usec  
TE 296.6 K  
D1 2.0000000 sec  
TD0 1

===== CHANNEL f1 =====  
NUC1 1H  
P1 14.40 usec  
PL1 1.80 dB  
SFO1 400.1324008 MHz

F2 - Processing parameters  
SI 16384  
SF 400.1300096 MHz  
WDW EM  
SSB 0  
LB 0 Hz  
GB 0  
PC 1.00

(2Z,4E)-4-benzylidene-3-(naphthalen-2-yl)-6-phenylhex-2-en-5-ynitrile (6'g)



Current Data Parameters

NAME TRY  
EXPNO 235  
PROCNO 1

F2 - Acquisition Parameters

Date\_ 20161207  
Time 8.21  
INSTRUM spect  
PROBHD 5 mm BBO BB-1H  
PULPROG zgpg30  
TD 32768  
SOLVENT CDCl3  
NS 788  
DS 0  
SWH 24038.461 Hz  
FIDRES 0.733596 Hz  
AQ 0.6815744 sec  
RG 8192  
DW 20.800 usec  
DE 6.50 usec  
TE 296.5 K  
D1 2.00000000 sec  
D11 0.03000000 sec  
TD0 1

==== CHANNEL f1 =====

NUC1 13C  
P1 9.00 usec  
PL1 7.00 dB  
SFO1 100.6233325 MHz

==== CHANNEL f2 =====

CPDPRG[2] waltz16  
NUC2 1H  
PCPD2 90.00 usec  
PL2 1.80 dB  
PL12 17.00 dB  
PL13 20.00 dB  
SFO2 400.1316005 MHz

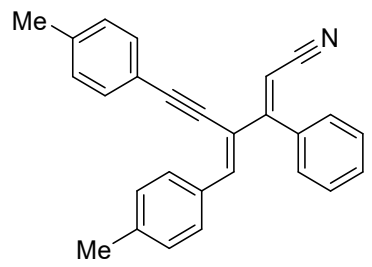
F2 - Processing parameters

SI 32768  
SF 100.6127521 MHz  
WDW EM  
SSB 0  
LB 1.00 Hz  
GB 0  
PC 1.00

(2E,4E)-4-(4-methylbenzylidene)-3-phenyl-6-(p-tolyl)hex-2-en-5-ynenitrile (6h)

7.8003  
7.7799  
7.5129  
7.5020  
7.4981  
7.4894  
7.4849  
7.4782  
7.4638  
7.4437  
7.3992  
7.3912  
7.3803  
7.3754  
7.2540  
7.2338  
7.2139  
7.1889  
7.1686  
6.6668  
6.2739

2.4105  
2.3667

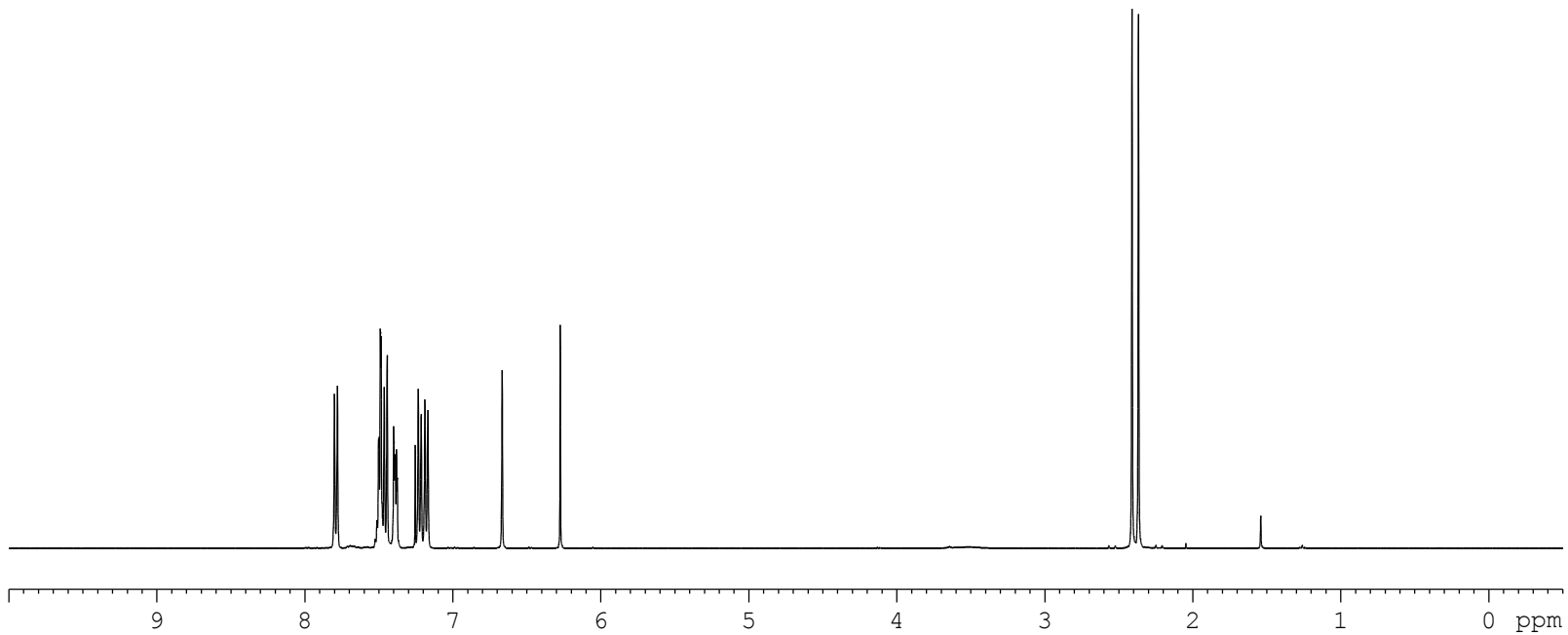


Current Data Parameters  
 NAME TRY  
 EXPNO 143  
 PROCNO 1

F2 - Acquisition Parameters  
 Date\_ 20151208  
 Time 18.09  
 INSTRUM spect  
 PROBHD 5 mm BBO BB-1H  
 PULPROG zg30  
 TD 32768  
 SOLVENT CDCl3  
 NS 64  
 DS 0  
 SWH 7246.377 Hz  
 FIDRES 0.221142 Hz  
 AQ 2.2609921 sec  
 RG 181  
 DW 69.000 usec  
 DE 6.50 usec  
 TE 297.2 K  
 D1 2.00000000 sec  
 TD0 1

===== CHANNEL f1 =====  
 NUC1 1H  
 P1 14.40 usec  
 PL1 1.80 dB  
 SFO1 400.1324008 MHz

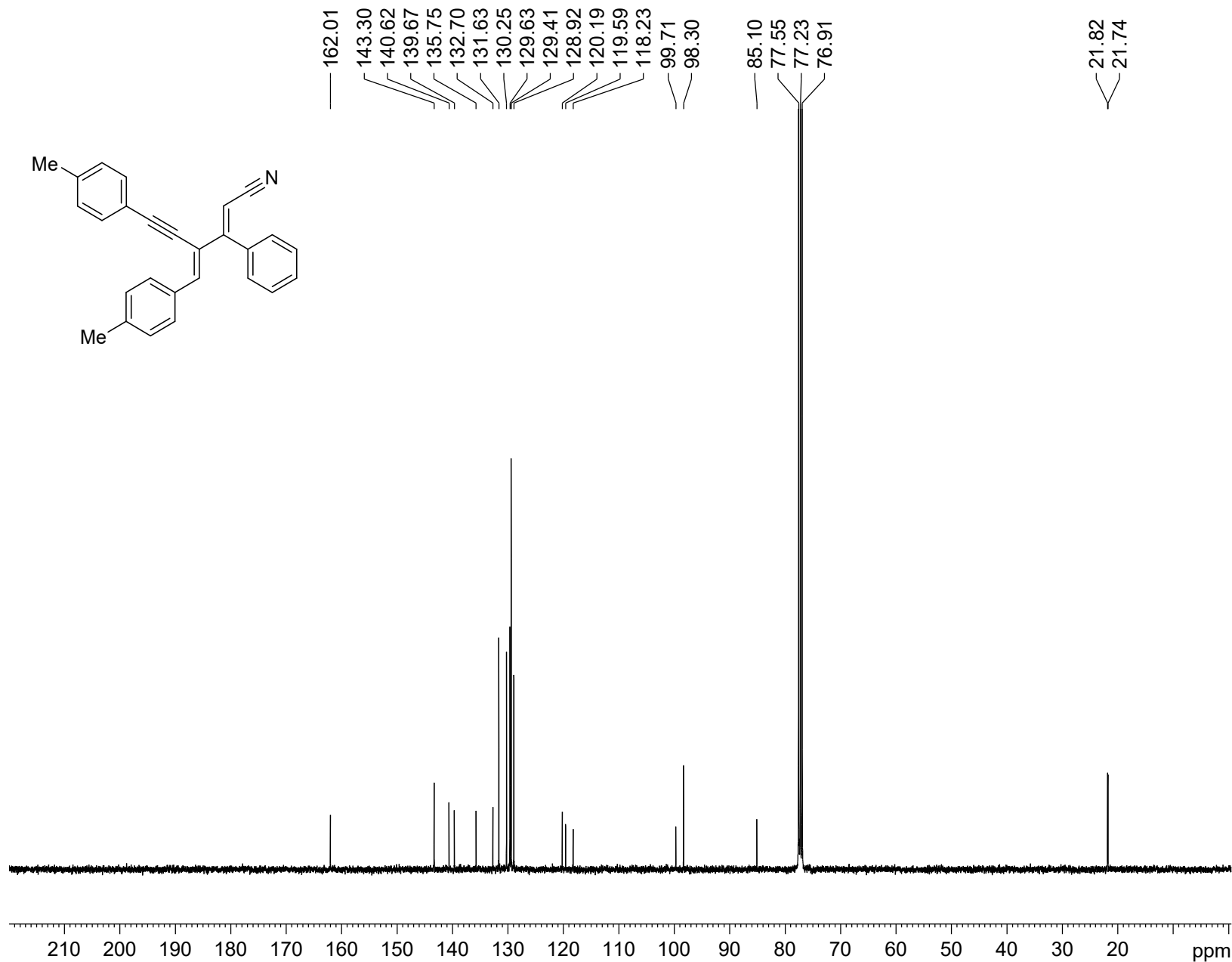
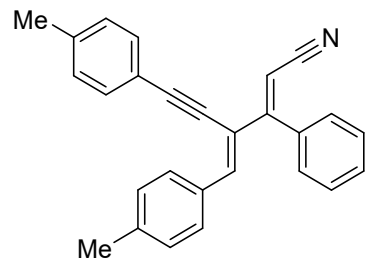
F2 - Processing parameters  
 SI 16384  
 SF 400.1300118 MHz  
 WDW EM  
 SSB 0  
 LB 0 Hz  
 GB 0  
 PC 1.00



2.160  
5.458  
2.183  
4.314  
1.063  
1.000

3.161  
3.163

(2E, 4E)-4-(4-methylbenzylidene)-3-phenyl-6-(p-tolyl)hex-2-en-5-ynenitrile (6h)



Current Data Parameters

NAME TRY  
EXPNO 144  
PROCNO 1

F2 - Acquisition Parameters

Date\_ 20151208  
Time 18.11  
INSTRUM spect  
PROBHD 5 mm BBO BB-1H  
PULPROG zgpg30  
TD 32768  
SOLVENT CDCl3  
NS 1000  
DS 0  
SWH 24038.461 Hz  
FIDRES 0.733596 Hz  
AQ 0.6815744 sec  
RG 5792.6  
DW 20.800 usec  
DE 6.50 usec  
TE 297.2 K  
D1 2.00000000 sec  
D11 0.03000000 sec  
TD0 1

==== CHANNEL f1 =====

NUC1 13C  
P1 9.00 usec  
PL1 7.00 dB  
SFO1 100.6233325 MHz

==== CHANNEL f2 =====

CPDPRG[2] waltz16  
NUC2 1H  
PCPD2 90.00 usec  
PL2 1.80 dB  
PL12 17.00 dB  
PL13 20.00 dB  
SFO2 400.1316005 MHz

F2 - Processing parameters

SI 32768  
SF 100.6127489 MHz  
WDW EM  
SSB 0  
LB 1.00 Hz  
GB 0  
PC 1.00

(2Z, 4E)-4-(4-methylbenzylidene)-3-phenyl-6-(p-tolyl)hex-2-en-5-ynenitrile (6'h)

7.9157  
7.5083  
7.5014  
7.4978  
7.4934  
7.4875  
7.4823  
7.4776  
7.4357  
7.4319  
7.4291  
7.4171  
7.4098  
7.4053  
7.4010  
7.3963  
7.3845  
7.3781  
7.3667  
7.3624  
7.3561  
7.2978  
7.2776  
7.2227  
7.2022  
7.1019  
7.0819  
6.9827  
5.5897

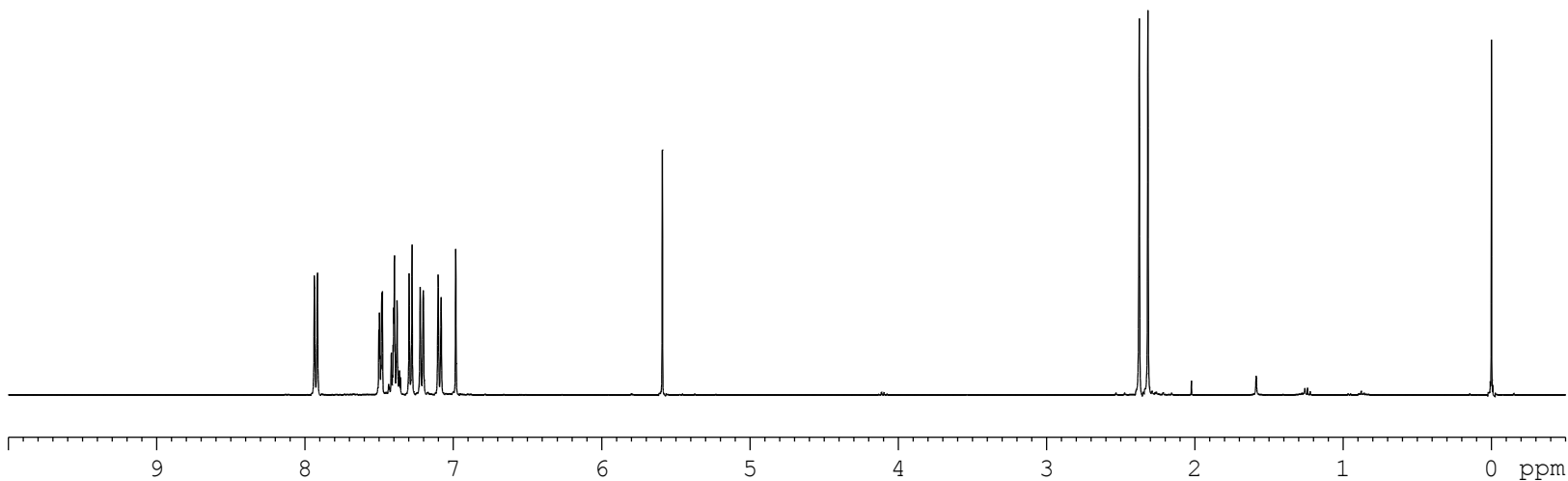
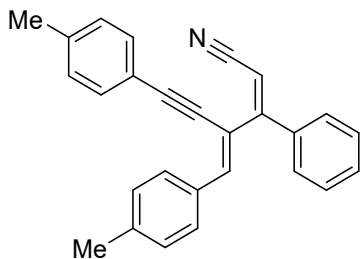
2.3740  
2.3155

Current Data Parameters  
NAME TRY  
EXPNO 230  
PROCNO 1

F2 - Acquisition Parameters  
Date\_ 20161207  
Time 7.08  
INSTRUM spect  
PROBHD 5 mm BBO BB-1H  
PULPROG zg30  
TD 32768  
SOLVENT CDCl3  
NS 32  
DS 0  
SWH 7246.377 Hz  
FIDRES 0.221142 Hz  
AQ 2.2609921 sec  
RG 35.9  
DW 69.000 usec  
DE 6.50 usec  
TE 296.5 K  
D1 2.0000000 sec  
TD0 1

===== CHANNEL f1 =====  
NUC1 1H  
P1 14.40 usec  
PL1 1.80 dB  
SFO1 400.1324008 MHz

F2 - Processing parameters  
SI 16384  
SF 400.1300335 MHz  
WDW EM  
SSB 0  
LB 0 Hz  
GB 0  
PC 1.00



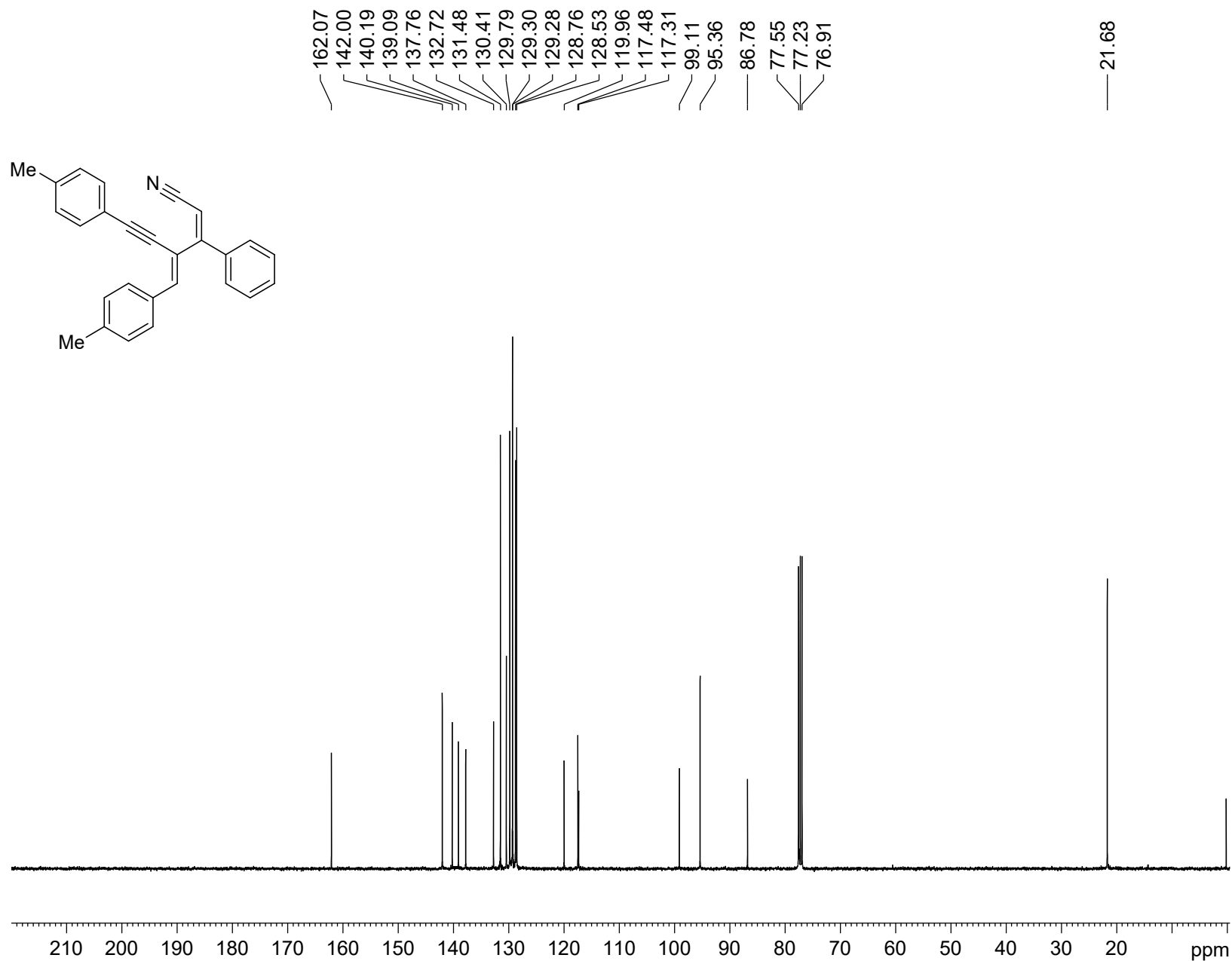
2.023  
2.029  
3.127  
2.070  
2.202  
2.033  
1.004

1.000

3.020  
3.025



(2Z,4E)-4-(4-methylbenzylidene)-3-phenyl-6-(p-tolyl)hex-2-en-5-ynenitrile (6'h)



Current Data Parameters

NAME TRY  
EXPNO 231  
PROCNO 1

F2 - Acquisition Parameters

Date\_ 20161207  
Time 7.11  
INSTRUM spect  
PROBHD 5 mm BBO BB-1H  
PULPROG zgpg30  
TD 32768  
SOLVENT CDCl3  
NS 760  
DS 0  
SWH 24038.461 Hz  
FIDRES 0.733596 Hz  
AQ 0.6815744 sec  
RG 8192  
DW 20.800 usec  
DE 6.50 usec  
TE 296.5 K  
D1 2.00000000 sec  
D11 0.03000000 sec  
TD0 1

==== CHANNEL f1 =====

NUC1 13C  
P1 9.00 usec  
PL1 7.00 dB  
SFO1 100.6233325 MHz

==== CHANNEL f2 =====

CPDPRG[2] waltz16  
NUC2 1H  
PCPD2 90.00 usec  
PL2 1.80 dB  
PL12 17.00 dB  
PL13 20.00 dB  
SFO2 400.1316005 MHz

F2 - Processing parameters

SI 32768  
SF 100.6127624 MHz  
WDW EM  
SSB 0  
LB 1.00 Hz  
GB 0  
PC 1.00

(2E,4E)-4-(4-chlorobenzylidene)-6-(4-chlorophenyl)-3-phenylhex-2-en-5-ynenitrile (6i)

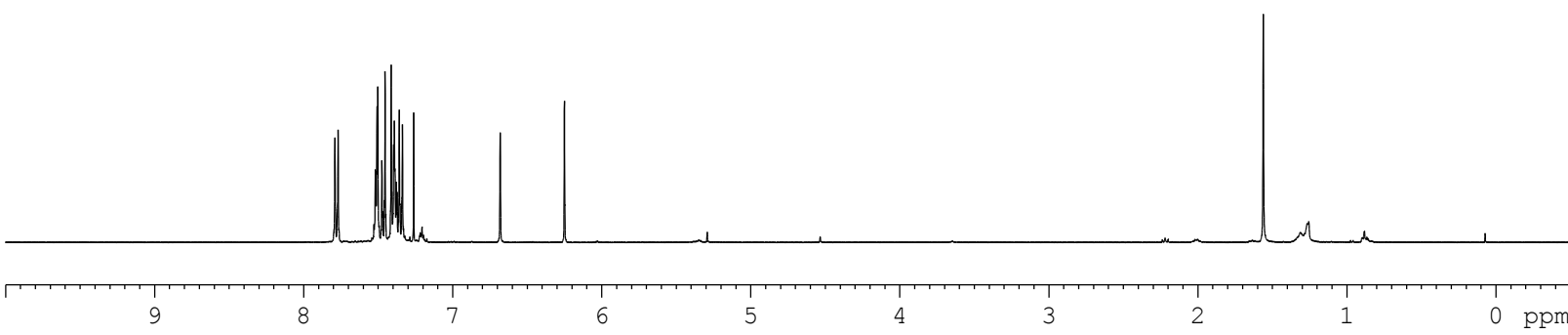
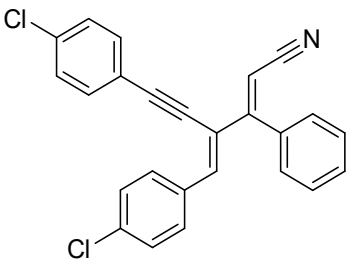
7.7890  
7.7674  
7.5271  
7.5175  
7.5144  
7.5064  
7.5008  
7.4734  
7.4689  
7.4572  
7.4522  
7.4472  
7.4157  
7.4115  
7.4065  
7.3952  
7.3900  
7.3859  
7.3768  
7.3714  
7.3566  
7.3524  
7.3350  
7.2603  
6.6797  
6.2483

Current Data Parameters  
NAME TRY  
EXPNO 621  
PROCNO 1

F2 - Acquisition Parameters  
Date\_ 20160316  
Time 2.25  
INSTRUM spect  
PROBHD 5 mm PABBO BB/  
PULPROG zg30  
TD 32768  
SOLVENT CDCl3  
NS 32  
DS 0  
SWH 7211.539 Hz  
FIDRES 0.220079 Hz  
AQ 2.2719147 sec  
RG 198.09  
DW 69.333 usec  
DE 10.50 usec  
TE 297.3 K  
D1 2.0000000 sec  
TD0 1

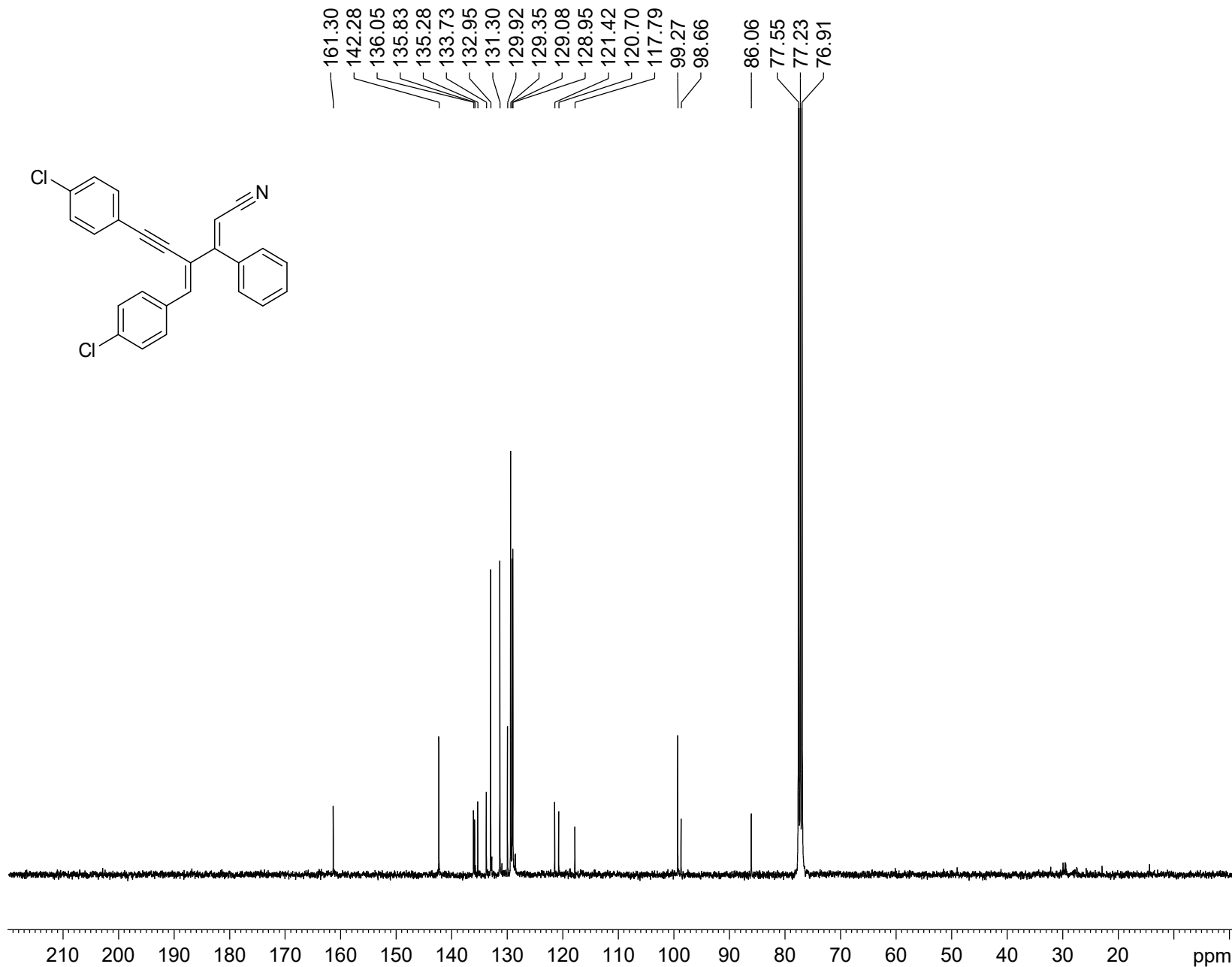
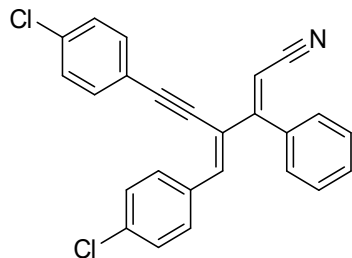
==== CHANNEL f1 =====  
SFO1 400.1324008 MHz  
NUC1 1H  
P1 12.90 usec  
PLW1 15.0000000 W

F2 - Processing parameters  
SI 16384  
SF 400.1300097 MHz  
WDW EM  
SSB 0  
LB 0 Hz  
GB 0  
PC 1.00



2.165  
3.043  
2.110  
6.205  
1.064  
1.000

(2E, 4E)-4-(4-chlorobenzylidene)-6-(4-chlorophenyl)-3-phenylhex-2-en-5-ynenitrile (6i)



Current Data Parameters

NAME TRY  
EXPNO 622  
PROCNO 1

F2 - Acquisition Parameters

Date\_ 20160316  
Time 2.59  
INSTRUM spect  
PROBHD 5 mm PABBO BB/  
PULPROG zgpg30  
TD 32768  
SOLVENT CDCl3  
NS 6000  
DS 0  
SWH 24038.461 Hz  
FIDRES 0.733596 Hz  
AQ 0.6815744 sec  
RG 198.09  
DW 20.800 usec  
DE 6.50 usec  
TE 298.4 K  
D1 2.00000000 sec  
D11 0.03000000 sec  
TD0 1

===== CHANNEL f1 =====

SFO1 100.6228298 MHz  
NUC1 13C  
P1 10.00 usec  
PLW1 47.50000000 W

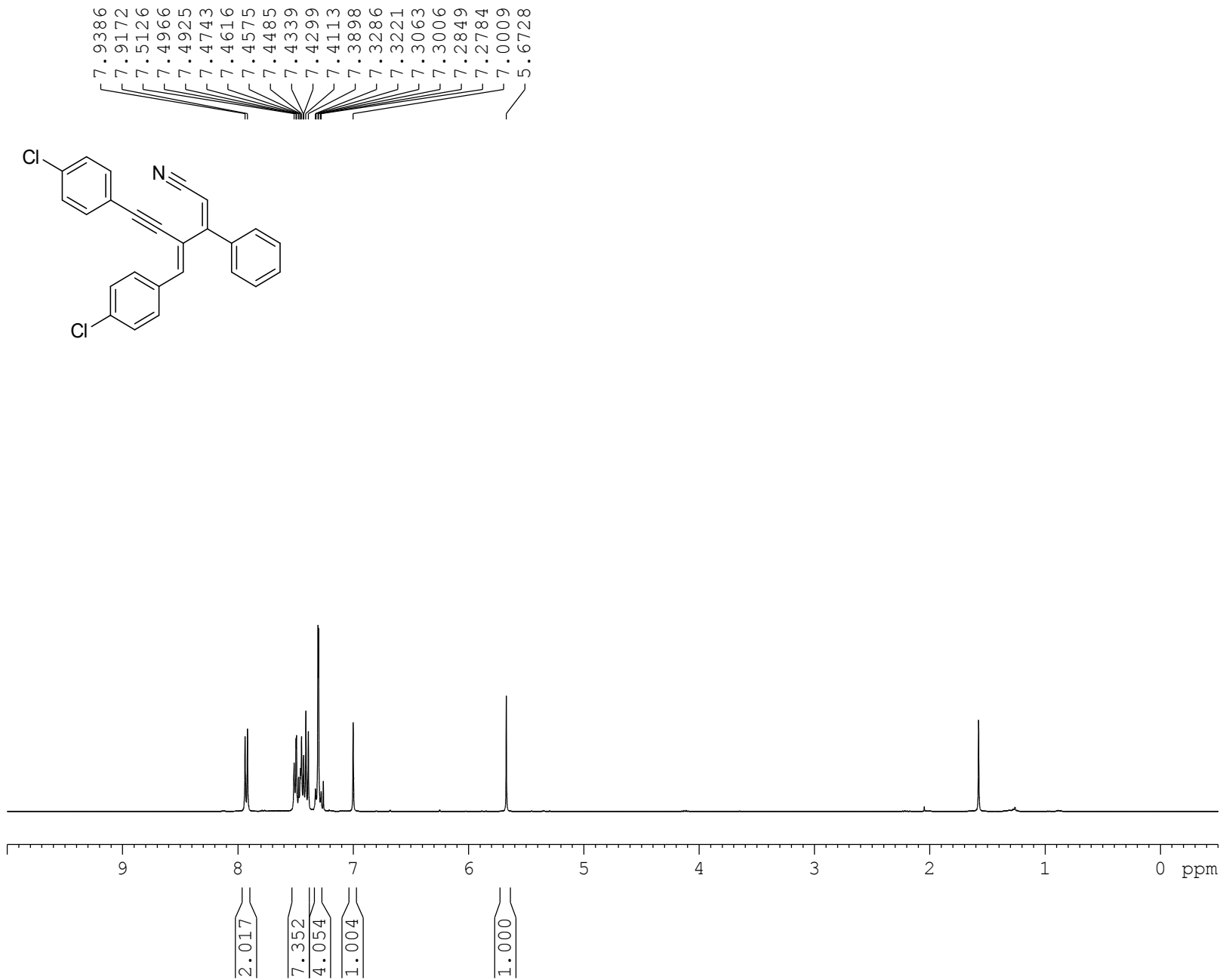
===== CHANNEL f2 =====

SFO2 400.1316005 MHz  
NUC2 1H  
CPDPRG[2] waltz16  
PCPD2 90.00 usec  
PLW2 15.00000000 W  
PLW12 0.33750001 W  
PLW13 0.27338001 W

F2 - Processing parameters

SI 32768  
SF 100.6127476 MHz  
WDW EM  
SSB 0  
LB 2.00 Hz  
GB 0  
PC 1.00

(2Z,4E)-4-(4-chlorobenzylidene)-6-(4-chlorophenyl)-3-phenylhex-2-en-5-ynenitrile (6'i)



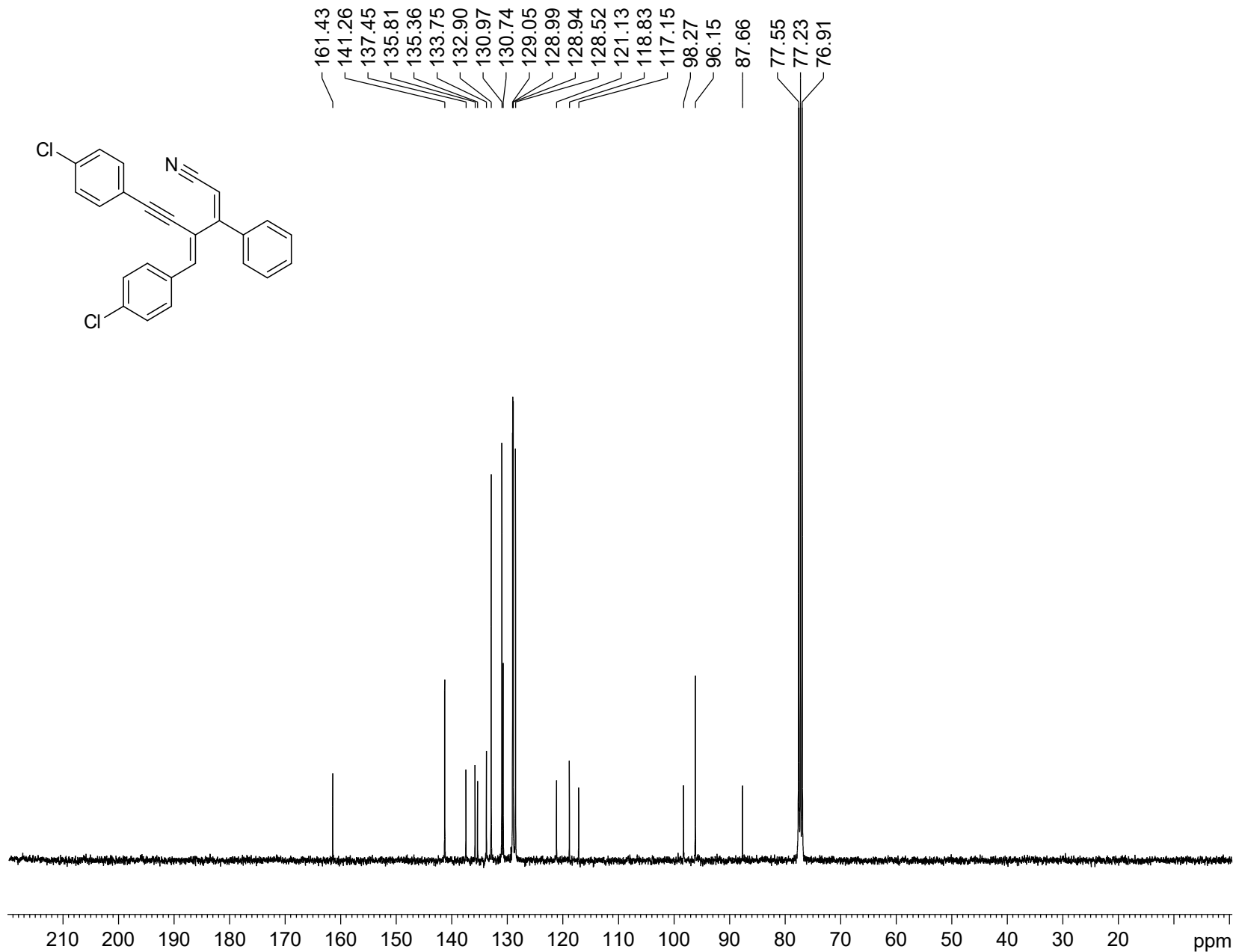
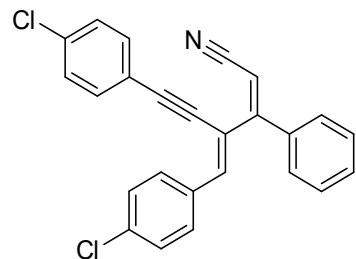
Current Data Parameters  
NAME TRY  
EXPNO 618  
PROCNO 1

F2 - Acquisition Parameters  
Date\_ 20160316  
Time 1.09  
INSTRUM spect  
PROBHD 5 mm PABBO BB/  
PULPROG zg30  
TD 32768  
SOLVENT CDCl3  
NS 32  
DS 0  
SWH 7211.539 Hz  
FIDRES 0.220079 Hz  
AQ 2.2719147 sec  
RG 113.31  
DW 69.333 usec  
DE 10.50 usec  
TE 297.3 K  
D1 2.00000000 sec  
TD0 1

===== CHANNEL f1 =====  
SFO1 400.1324008 MHz  
NUC1 1H  
P1 12.90 usec  
PLW1 15.00000000 W

F2 - Processing parameters  
SI 16384  
SF 400.1300100 MHz  
WDW EM  
SSB 0  
LB 0 Hz  
GB 0  
PC 1.00

(2Z,4E)-4-(4-chlorobenzylidene)-6-(4-chlorophenyl)-3-phenylhex-2-en-5-ynenitrile (6'i)



Current Data Parameters

NAME TRY  
EXPNO 619  
PROCNO 1

F2 - Acquisition Parameters

Date\_ 20160316  
Time 1.12  
INSTRUM spect  
PROBHD 5 mm PABBO BB/  
PULPROG zgpg30  
TD 32768  
SOLVENT CDCl3  
NS 1315  
DS 0  
SWH 24038.461 Hz  
FIDRES 0.733596 Hz  
AQ 0.6815744 sec  
RG 198.09  
DW 20.800 usec  
DE 6.50 usec  
TE 297.5 K  
D1 2.00000000 sec  
D11 0.03000000 sec  
TD0 1

===== CHANNEL f1 =====

SFO1 100.6228298 MHz  
NUC1 13C  
P1 10.00 usec  
PLW1 47.50000000 W

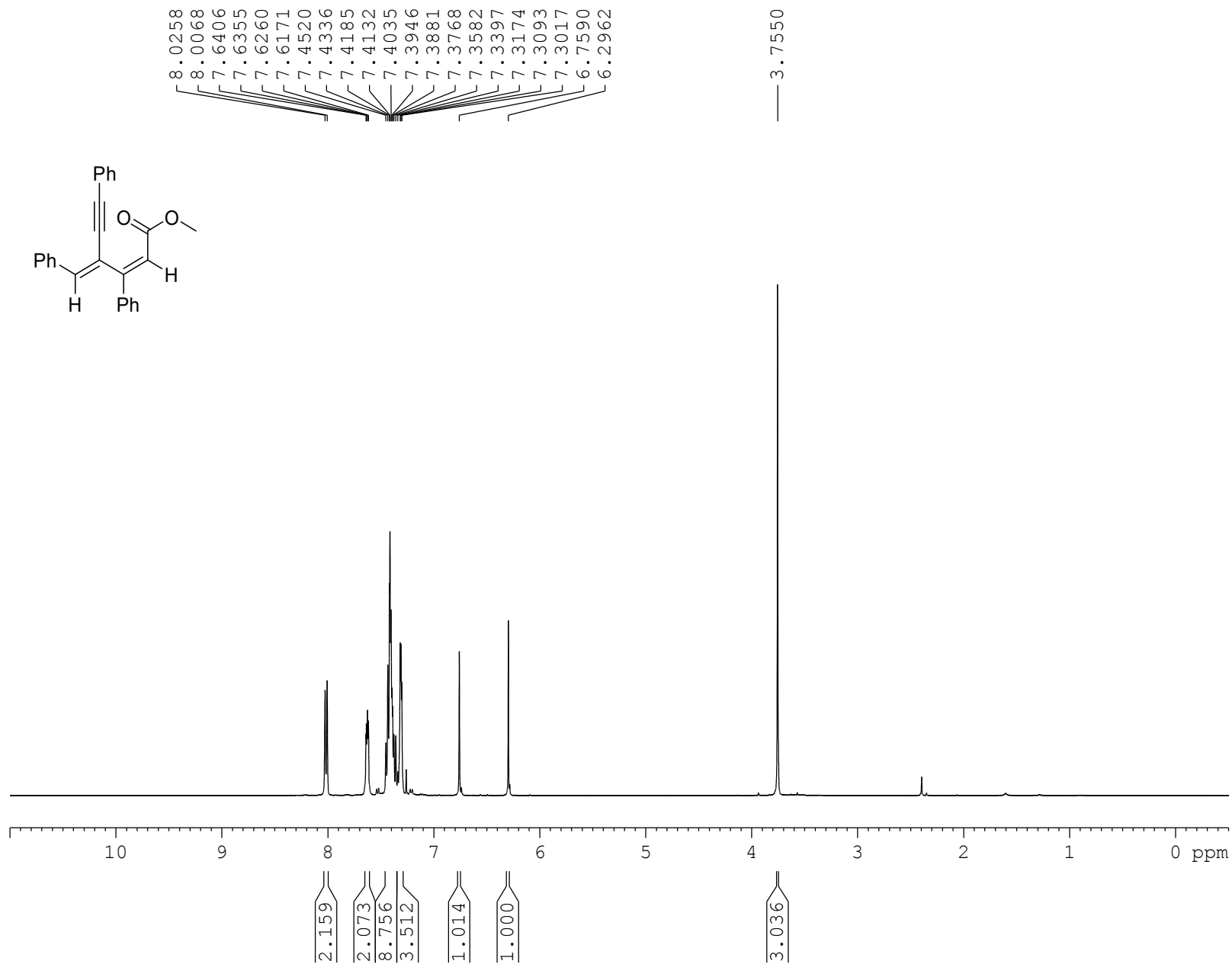
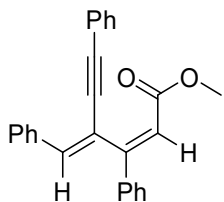
===== CHANNEL f2 =====

SFO2 400.1316005 MHz  
NUC2 1H  
CPDPRG2 waltz16  
PCPD2 90.00 usec  
PLW2 15.00000000 W  
PLW12 0.33750001 W  
PLW13 0.27338001 W

F2 - Processing parameters

SI 32768  
SF 100.6127490 MHz  
WDW EM  
SSB 0  
LB 2.00 Hz  
GB 0  
PC 1.00

(2Z,4E)-methyl 4-benzylidene-3,6-diphenylhex-2-en-5-ynoate (8)



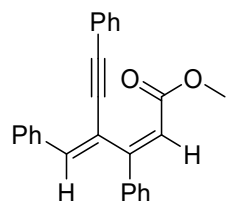
Current Data Parameters  
NAME TRY  
EXPNO 141  
PROCNO 1

F2 - Acquisition Parameters  
Date\_ 20151207  
Time 18.12  
INSTRUM spect  
PROBHD 5 mm BBO BB-1H  
PULPROG zg30  
TD 32768  
SOLVENT CDCl3  
NS 64  
DS 0  
SWH 7246.377 Hz  
FIDRES 0.221142 Hz  
AQ 2.2609921 sec  
RG 114  
DW 69.000 usec  
DE 6.50 usec  
TE 297.1 K  
D1 2.00000000 sec  
TD0 1

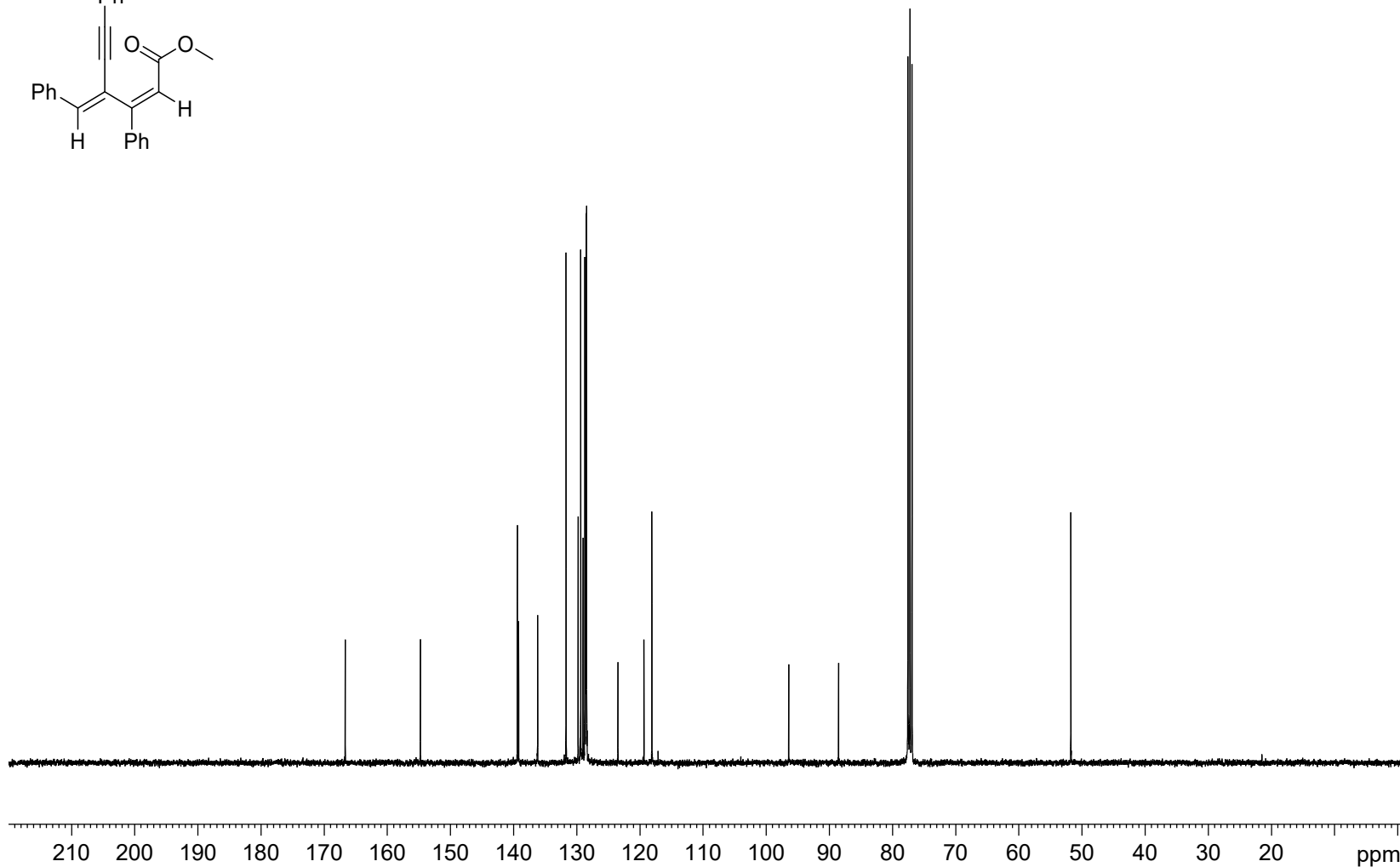
===== CHANNEL f1 =====  
NUC1 1H  
P1 14.40 usec  
PL1 1.80 dB  
SFO1 400.1324008 MHz

F2 - Processing parameters  
SI 16384  
SF 400.1300091 MHz  
WDW EM  
SSB 0  
LB 0 Hz  
GB 0  
PC 1.00

(2Z,4E)-methyl 4-benzylidene-3,6-diphenylhex-2-en-5-ynoate (8)



166.61  
154.76  
139.41  
139.20  
136.19  
131.69  
129.78  
129.38  
129.01  
128.73  
128.59  
128.53  
128.48  
128.44  
123.47  
119.36  
118.10  
96.43  
88.53  
77.55  
77.23  
76.91  
51.76



Current Data Parameters

NAME TRY  
EXPNO 142  
PROCNO 1

F2 - Acquisition Parameters

Date\_ 20151207  
Time 18.15  
INSTRUM spect  
PROBHD 5 mm BBO BB-1H  
PULPROG zgpg30  
TD 32768  
SOLVENT CDCl3  
NS 1000  
DS 0  
SWH 24038.461 Hz  
FIDRES 0.733596 Hz  
AQ 0.6815744 sec  
RG 5792.6  
DW 20.800 usec  
DE 6.50 usec  
TE 297.2 K  
D1 2.00000000 sec  
D11 0.03000000 sec  
TD0 1

==== CHANNEL f1 =====

NUC1 13C  
P1 9.00 usec  
PL1 7.00 dB  
SFO1 100.6233325 MHz

==== CHANNEL f2 =====

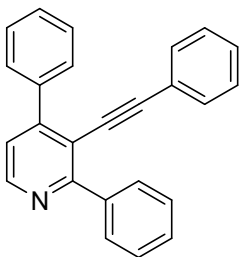
CPDPRG[2] waltz16  
NUC2 1H  
PCPD2 90.00 usec  
PL2 1.80 dB  
PL12 17.00 dB  
PL13 20.00 dB  
SFO2 400.1316005 MHz

F2 - Processing parameters

SI 32768  
SF 100.6127529 MHz  
WDW EM  
SSB 0  
LB 1.00 Hz  
GB 0  
PC 1.00

2,4-diphenyl-3-(phenylethynyl)pyridine (10a)

7.9996  
7.7321  
7.7284  
7.7123  
7.5424  
7.5359  
7.5305  
7.5208  
7.5142  
7.5022  
7.4972  
7.4958  
7.4891  
7.4852  
7.4757  
7.4685  
7.4502  
7.3208  
7.3083  
7.2608  
7.2528  
7.2488  
7.2315  
7.2226  
7.2174  
7.1135  
7.1097  
7.0954  
7.0902

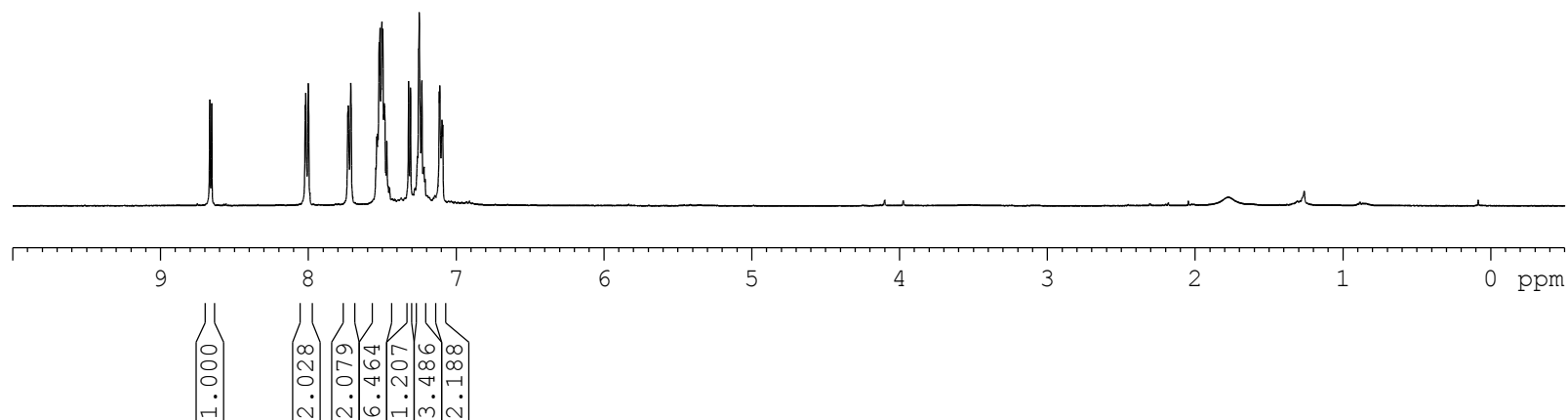


Current Data Parameters  
NAME TRY  
EXPNO 174  
PROCNO 1

F2 - Acquisition Parameters  
Date\_ 20160104  
Time 17.55  
INSTRUM spect  
PROBHD 5 mm BBO BB-1H  
PULPROG zg30  
TD 32768  
SOLVENT CDCl3  
NS 64  
DS 0  
SWH 7246.377 Hz  
FIDRES 0.221142 Hz  
AQ 2.2609921 sec  
RG 114  
DW 69.000 usec  
DE 6.50 usec  
TE 295.7 K  
D1 2.00000000 sec  
TD0 1

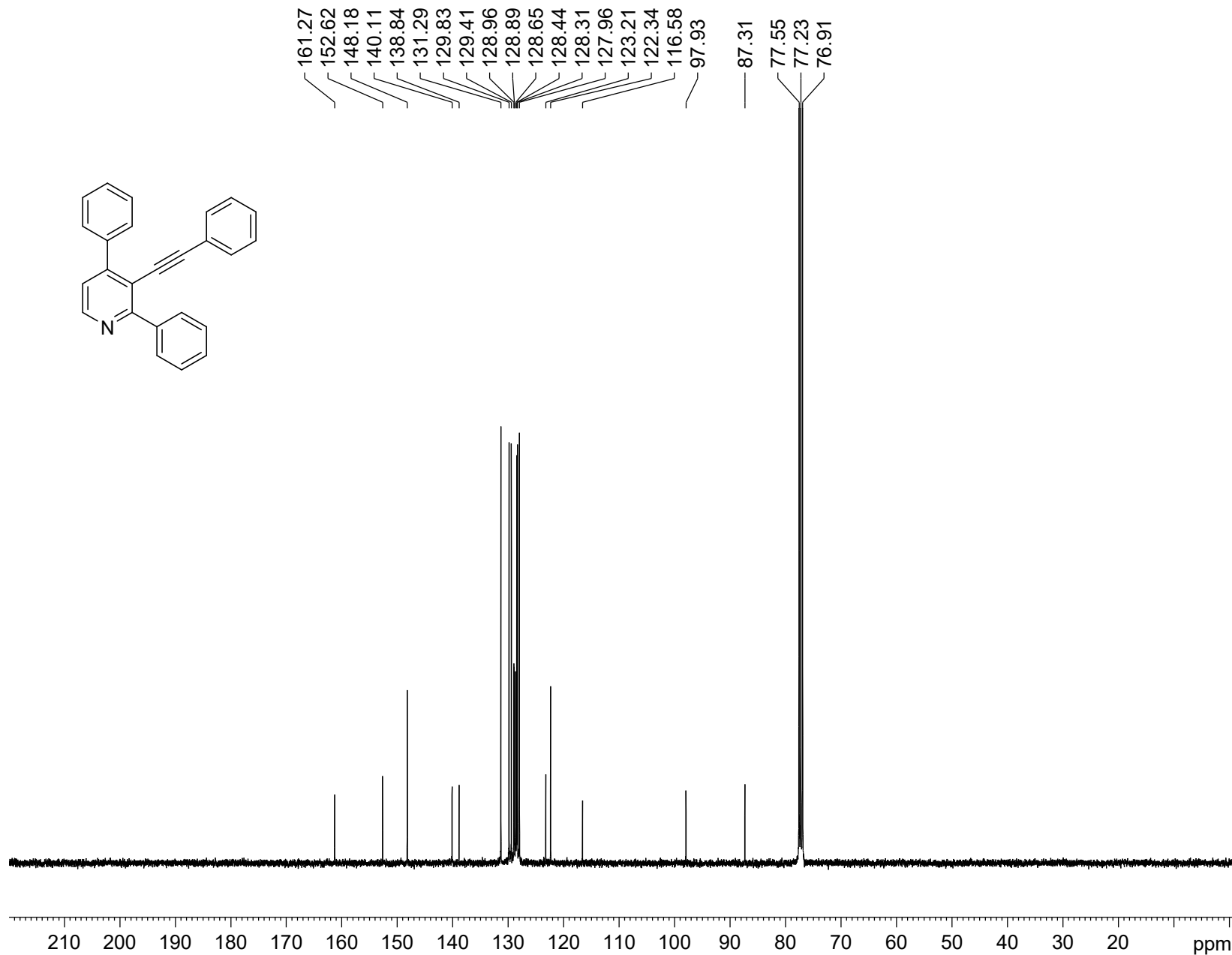
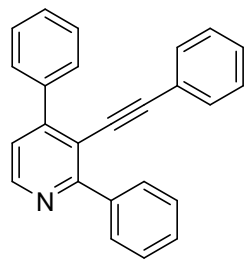
===== CHANNEL f1 =====  
NUC1 1H  
P1 14.40 usec  
PL1 1.80 dB  
SFO1 400.1324008 MHz

F2 - Processing parameters  
SI 16384  
SF 400.1300118 MHz  
WDW EM  
SSB 0  
LB 0 Hz  
GB 0  
PC 1.00





2,4-diphenyl-3-(phenylethynyl)pyridine (10a)



Current Data Parameters

NAME TRY  
EXPNO 175  
PROCNO 1

F2 - Acquisition Parameters

Date\_ 20160104  
Time 18.00  
INSTRUM spect  
PROBHD 5 mm BBO BB-1H  
PULPROG zgpg30  
TD 32768  
SOLVENT CDCl3  
NS 1200  
DS 0  
SWH 24038.461 Hz  
FIDRES 0.733596 Hz  
AQ 0.6815744 sec  
RG 8192  
DW 20.800 usec  
DE 6.50 usec  
TE 295.7 K  
D1 2.00000000 sec  
D11 0.03000000 sec  
TD0 1

==== CHANNEL f1 =====

NUC1 13C  
P1 9.00 usec  
PL1 7.00 dB  
SFO1 100.6233325 MHz

==== CHANNEL f2 =====

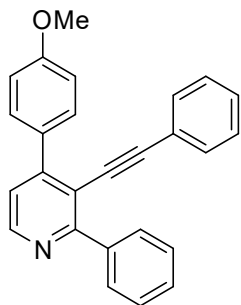
CPDPRG[2] waltz16  
NUC2 1H  
PCPD2 90.00 usec  
PL2 1.80 dB  
PL12 17.00 dB  
PL13 20.00 dB  
SFO2 400.1316005 MHz

F2 - Processing parameters

SI 32768  
SF 100.6127514 MHz  
WDW EM  
SSB 0  
LB 1.00 Hz  
GB 0  
PC 1.00

4-(4-methoxyphenyl)-2-phenyl-3-(phenylethynyl)pyridine (10b) a

8.6234  
8.6108  
7.9994  
7.9965  
7.9796  
7.7202  
7.6987  
7.5272  
7.5236  
7.5072  
7.4884  
7.4819  
7.4791  
7.4621  
7.4514  
7.4454  
7.4438  
7.2939  
7.2812  
7.2589  
7.2550  
7.2427  
7.2329  
7.2223  
7.1596  
7.1555  
7.1433  
7.1374  
7.0531  
7.0315  
3.8907

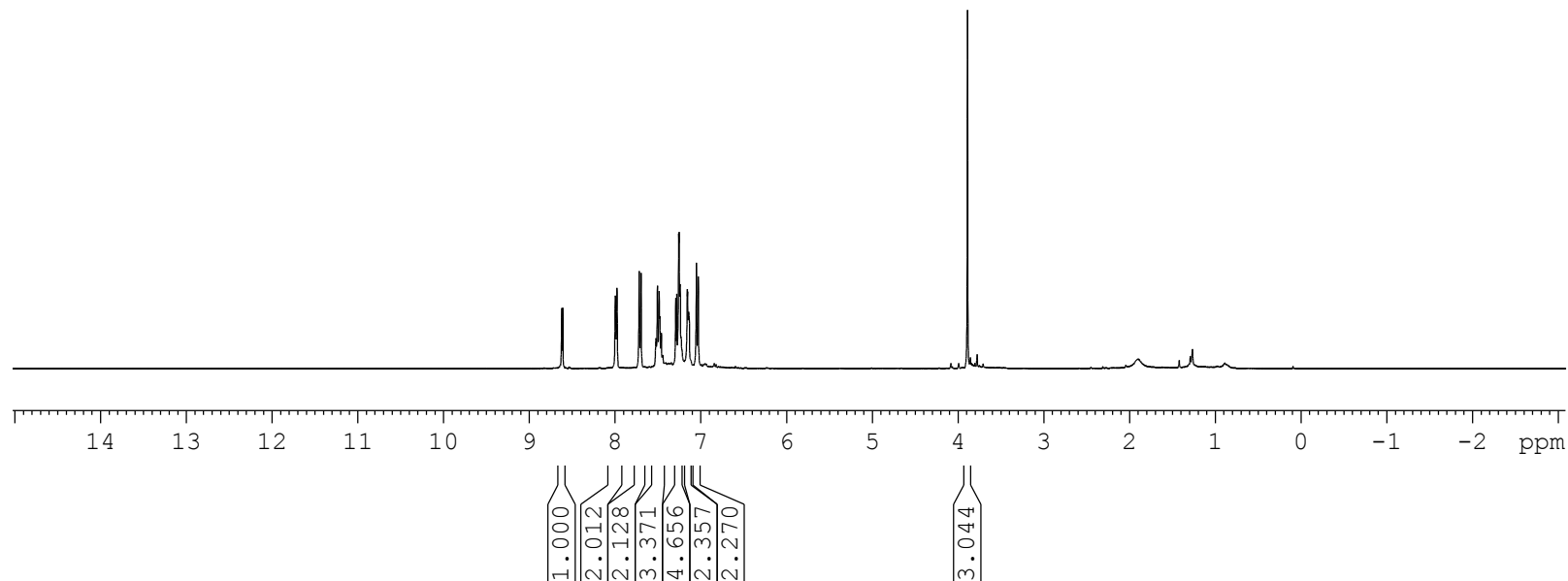


Current Data Parameters  
NAME TRY  
EXPNO 169  
PROCNO 1

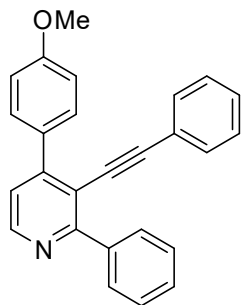
F2 - Acquisition Parameters  
Date\_ 20151230  
Time 18.08  
INSTRUM spect  
PROBHD 5 mm BBO BB-1H  
PULPROG zg30  
TD 32768  
SOLVENT CDCl3  
NS 32  
DS 0  
SWH 7246.377 Hz  
FIDRES 0.221142 Hz  
AQ 2.2609921 sec  
RG 64  
DW 69.000 usec  
DE 6.50 usec  
TE 297.1 K  
D1 2.00000000 sec  
TD0 1

===== CHANNEL f1 =====  
NUC1 1H  
P1 14.40 usec  
PL1 1.80 dB  
SFO1 400.1324008 MHz

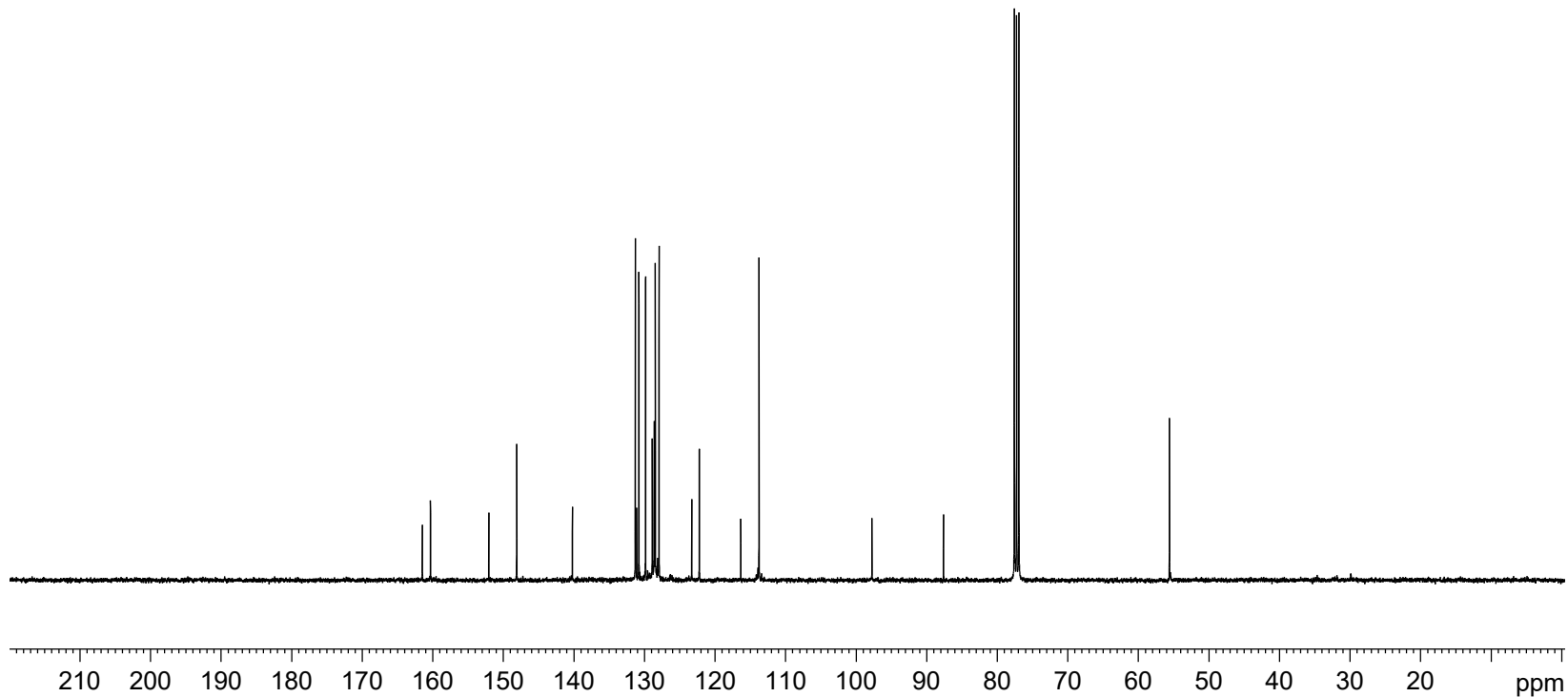
F2 - Processing parameters  
SI 16384  
SF 400.1300118 MHz  
WDW EM  
SSB 0  
LB 0 Hz  
GB 0  
PC 1.00



4-(4-methoxyphenyl)-2-phenyl-3-(phenylethynyl)pyridine (10b) a



161.46  
160.31  
152.04  
148.09  
140.20  
131.27  
131.09  
130.77  
129.82  
128.88  
128.60  
128.44  
127.91  
123.27  
122.21  
116.33  
113.74  
97.73  
87.60  
77.55  
77.23  
76.92  
55.57



Current Data Parameters  
NAME TRY  
EXPNO 170  
PROCNO 1

F2 - Acquisition Parameters  
Date\_ 20151230  
Time 18.11  
INSTRUM spect  
PROBHD 5 mm BBO BB-1H  
PULPROG zgpg30  
TD 32768  
SOLVENT CDCl3  
NS 1200  
DS 0  
SWH 24038.461 Hz  
FIDRES 0.733596 Hz  
AQ 0.6815744 sec  
RG 8192  
DW 20.800 usec  
DE 6.50 usec  
TE 297.1 K  
D1 2.00000000 sec  
D11 0.03000000 sec  
TD0 1

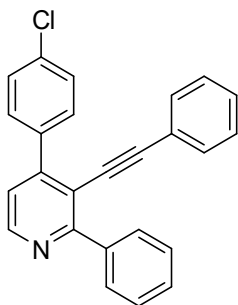
==== CHANNEL f1 =====  
NUC1 13C  
P1 9.00 usec  
PL1 7.00 dB  
SFO1 100.6233325 MHz

==== CHANNEL f2 =====  
CPDPRG[2] waltz16  
NUC2 1H  
PCPD2 90.00 usec  
PL2 1.80 dB  
PL12 17.00 dB  
PL13 20.00 dB  
SFO2 400.1316005 MHz

F2 - Processing parameters  
SI 32768  
SF 100.6127536 MHz  
WDW EM  
SSB 0  
LB 1.00 Hz  
GB 0  
PC 1.00

4-(4-chlorophenyl)-2-phenyl-3-(phenylethynyl)pyridine (10c)

7.7006  
7.6887  
7.6839  
7.6782  
7.5579  
7.5520  
7.5477  
7.5361  
7.5305  
7.5256  
7.5168  
7.5092  
7.5027  
7.4951  
7.4846  
7.4801  
7.4767  
7.3333  
7.3293  
7.3158  
7.3081  
7.2999  
7.2955  
7.2846  
7.2753  
7.2707  
7.2654  
7.2617  
7.1606  
7.1537  
7.1497  
7.1355  
7.1300

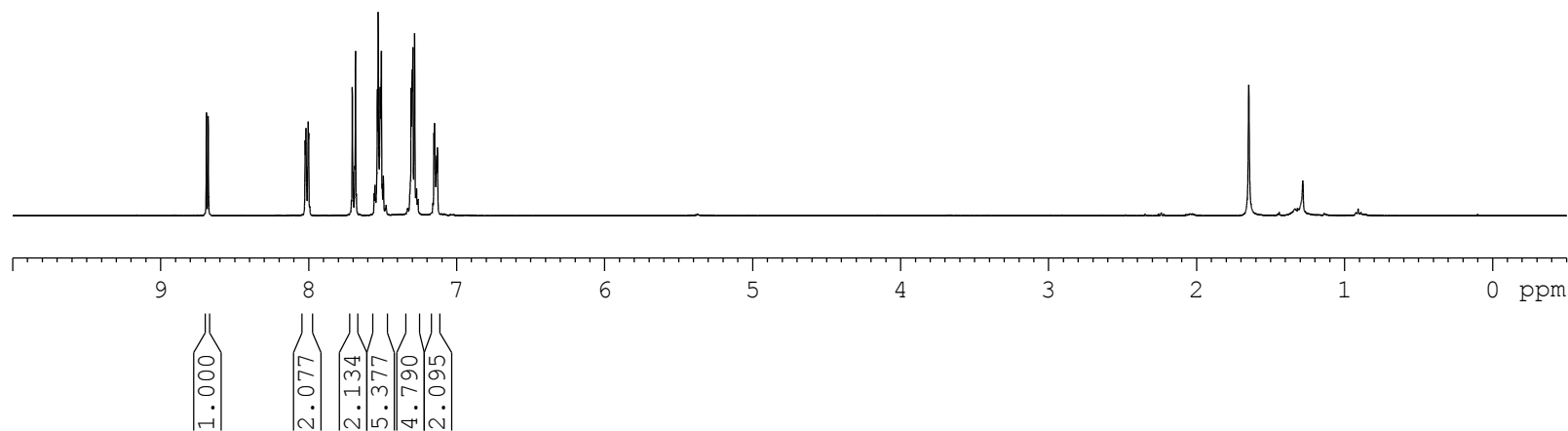


Current Data Parameters  
NAME TRY  
EXPNO 600  
PROCNO 1

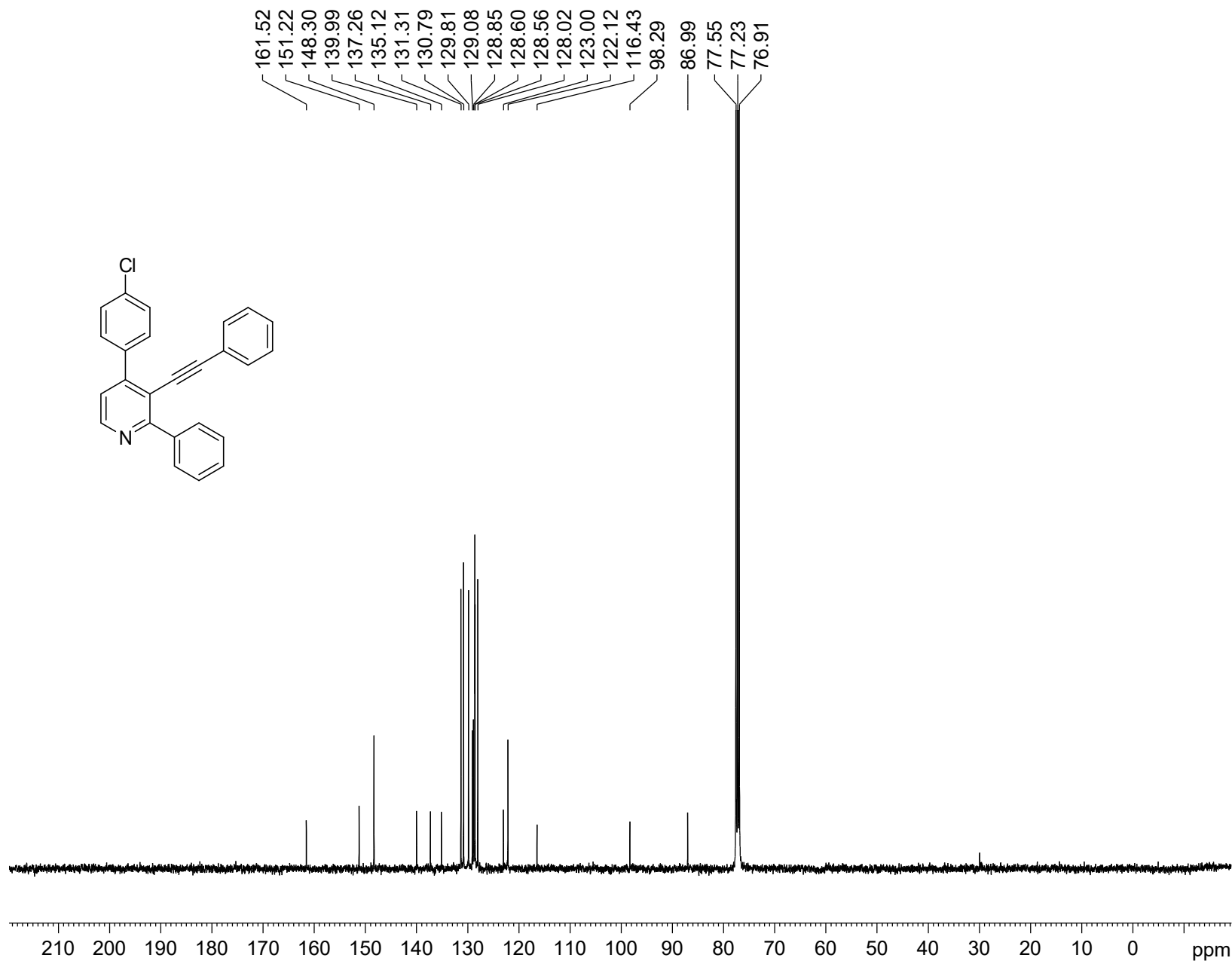
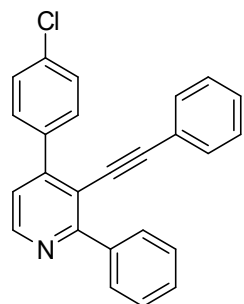
F2 - Acquisition Parameters  
Date\_ 20160313  
Time 13.33  
INSTRUM spect  
PROBHD 5 mm PABBO BB/  
PULPROG zg30  
TD 32768  
SOLVENT CDCl3  
NS 64  
DS 0  
SWH 7211.539 Hz  
FIDRES 0.220079 Hz  
AQ 2.2719147 sec  
RG 128.9  
DW 69.333 usec  
DE 10.50 usec  
TE 296.8 K  
D1 2.0000000 sec  
TD0 1

===== CHANNEL f1 =====  
SFO1 400.1324008 MHz  
NUC1 1H  
P1 12.90 usec  
PLW1 15.00000000 W

F2 - Processing parameters  
SI 16384  
SF 400.1300000 MHz  
WDW EM  
SSB 0  
LB 0 Hz  
GB 0  
PC 1.00



4-(4-chlorophenyl)-2-phenyl-3-(phenylethynyl)pyridine (10c)



Current Data Parameters

NAME TRY  
EXPNO 601  
PROCNO 1

F2 - Acquisition Parameters

Date\_ 20160313  
Time 13.38  
INSTRUM spect  
PROBHD 5 mm PABBO BB/  
PULPROG zgpg30  
TD 32768  
SOLVENT CDCl3  
NS 1500  
DS 0  
SWH 24038.461 Hz  
FIDRES 0.733596 Hz  
AQ 0.6815744 sec  
RG 198.09  
DW 20.800 usec  
DE 6.50 usec  
TE 297.1 K  
D1 2.00000000 sec  
D11 0.03000000 sec  
TD0 1

===== CHANNEL f1 =====

SFO1 100.6228298 MHz  
NUC1 13C  
P1 10.00 usec  
PLW1 47.50000000 W

===== CHANNEL f2 =====

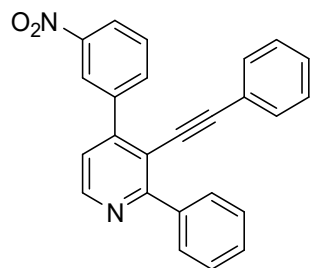
SFO2 400.1316005 MHz  
NUC2 1H  
CPDPRG2 waltz16  
PCPD2 90.00 usec  
PLW2 15.00000000 W  
PLW12 0.33750001 W  
PLW13 0.27338001 W

F2 - Processing parameters

SI 32768  
SF 100.6127482 MHz  
WDW EM  
SSB 0  
LB 2.00 Hz  
GB 0  
PC 1.00

4-(3-nitrophenyl)-2-phenyl-3-(phenylethynyl)pyridine (10d) 1

8.0560  
8.0368  
8.0097  
8.0053  
7.9895  
7.9864  
7.7220  
7.7020  
7.6821  
7.5384  
7.5322  
7.5278  
7.5166  
7.4982  
7.4854  
7.4780  
7.3426  
7.3300  
7.2791  
7.2718  
7.2651  
7.2620  
7.2542  
7.2364  
7.2200  
7.2147  
7.1010  
7.0981  
7.0818  
7.0777

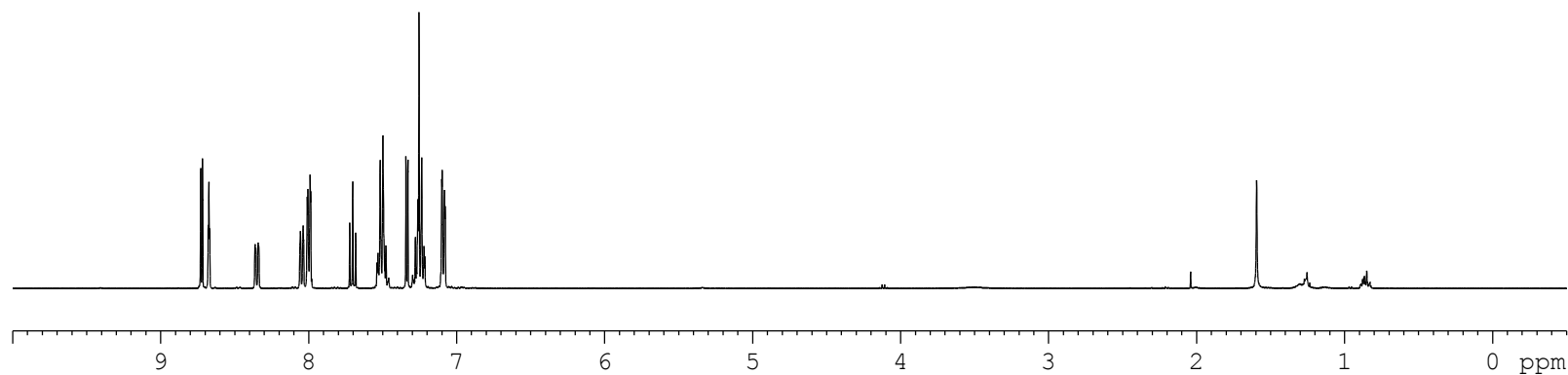


Current Data Parameters  
NAME TRY  
EXPNO 163  
PROCNO 1

F2 - Acquisition Parameters  
Date\_ 20151224  
Time 12.10  
INSTRUM spect  
PROBHD 5 mm BBO BB-1H  
PULPROG zg30  
TD 32768  
SOLVENT CDCl3  
NS 64  
DS 0  
SWH 7246.377 Hz  
FIDRES 0.221142 Hz  
AQ 2.2609921 sec  
RG 228.1  
DW 69.000 usec  
DE 6.50 usec  
TE 296.9 K  
D1 2.0000000 sec  
TD0 1

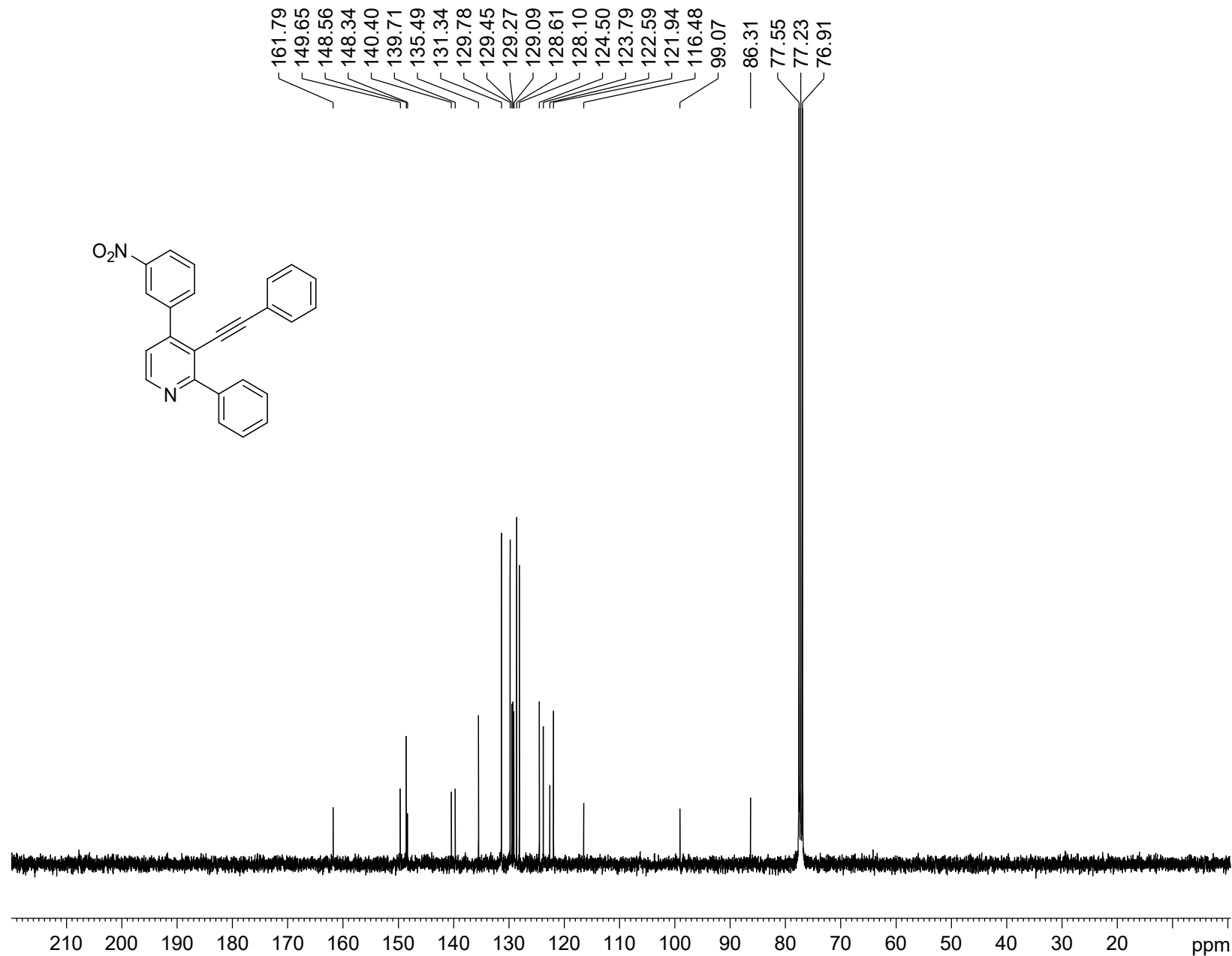
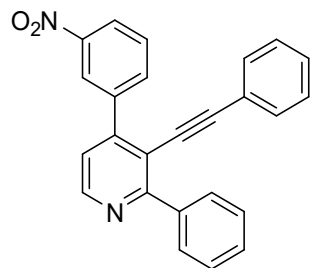
===== CHANNEL f1 =====  
NUC1 1H  
P1 14.40 usec  
PL1 1.80 dB  
SFO1 400.1324008 MHz

F2 - Processing parameters  
SI 16384  
SF 400.1300118 MHz  
WDW EM  
SSB 0  
LB 0 Hz  
GB 0  
PC 1.00



1.000  
0.972  
1.002  
1.060  
2.023  
1.054  
3.214  
1.055  
3.691  
2.026

4-(3-nitrophenyl)-2-phenyl-3-(phenylethynyl)pyridine (10d)



Current Data Parameters

NAME TRY  
EXPNO 164  
PROCNO 1

F2 - Acquisition Parameters

Date\_ 20151224  
Time 12.14  
INSTRUM spect  
PROBHD 5 mm BBO BB-1H  
PULPROG zgpg30  
TD 32768  
SOLVENT CDCl3  
NS 1000  
DS 0  
SWH 24038.461 Hz  
FIDRES 0.733596 Hz  
AQ 0.6815744 sec  
RG 8192  
DW 20.800 usec  
DE 6.50 usec  
TE 296.9 K  
D1 2.00000000 sec  
D11 0.03000000 sec  
TD0 1

===== CHANNEL f1 =====

NUC1 13C  
P1 9.00 usec  
PL1 7.00 dB  
SFO1 100.6233325 MHz

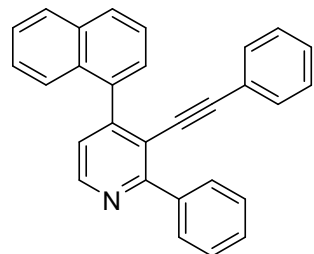
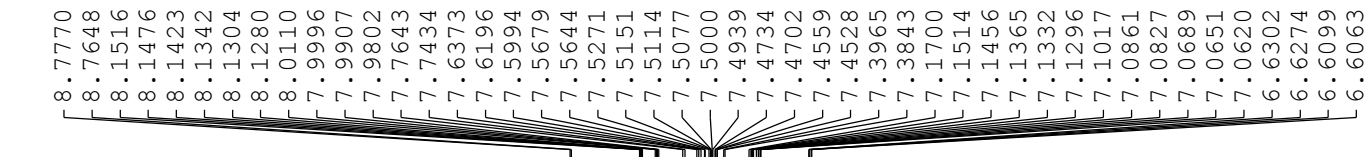
===== CHANNEL f2 =====

CPDPRG[2] waltz16  
NUC2 1H  
PCPD2 90.00 usec  
PL2 1.80 dB  
PL12 17.00 dB  
PL13 20.00 dB  
SFO2 400.1316005 MHz

F2 - Processing parameters

SI 32768  
SF 100.6127481 MHz  
WDW EM  
SSB 0  
LB 1.00 Hz  
GB 0  
PC 1.00

4-(naphthalen-1-yl)-2-phenyl-3-(phenylethynyl)pyridine (10e)

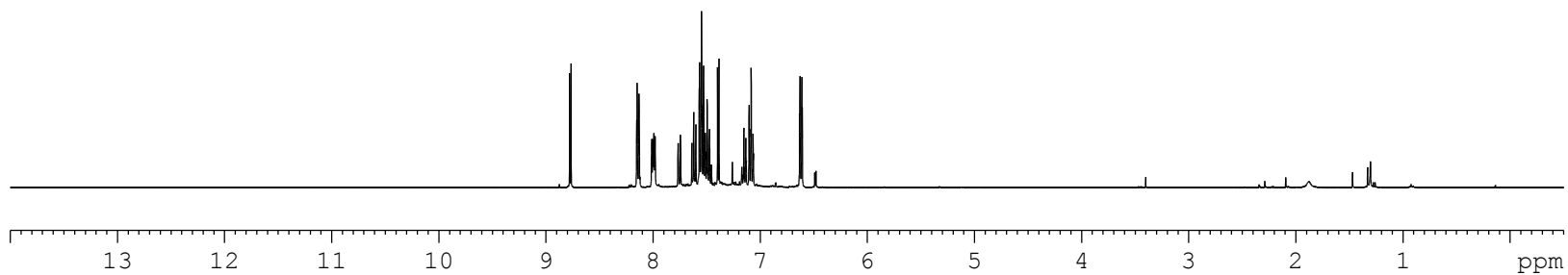


Current Data Parameters  
NAME TRY  
EXPNO 869  
PROCNO 1

F2 - Acquisition Parameters  
Date\_ 20170622  
Time 19.40  
INSTRUM spect  
PROBHD 5 mm PABBO BB/  
PULPROG zg30  
TD 32768  
SOLVENT CDCl3  
NS 16  
DS 0  
SWH 7211.539 Hz  
FIDRES 0.220079 Hz  
AQ 2.2719147 sec  
RG 51.8  
DW 69.333 usec  
DE 10.50 usec  
TE 298.0 K  
D1 2.00000000 sec  
TD0 1

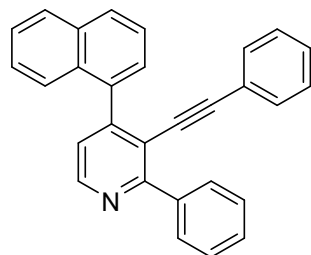
===== CHANNEL f1 =====  
SFO1 400.1324008 MHz  
NUC1 1H  
P1 12.90 usec  
PLW1 15.00000000 W

F2 - Processing parameters  
SI 16384  
SF 400.1300102 MHz  
WDW EM  
SSB 0  
LB 0 Hz  
GB 0  
PC 1.00

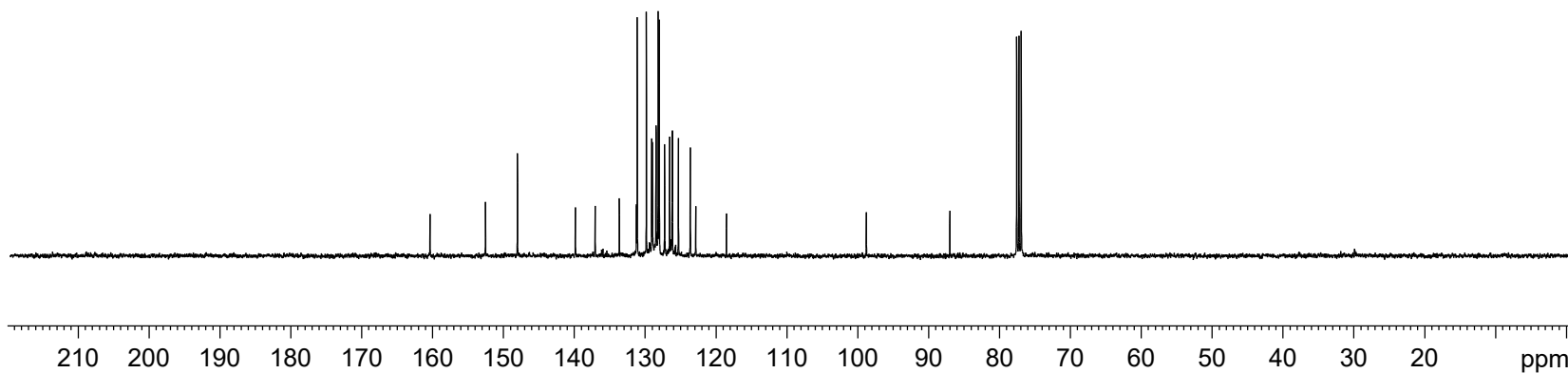




4-(naphthalen-1-yl)-2-phenyl-3-(phenylethynyl)pyridine (10e)



160.34  
152.51  
148.00  
139.83  
137.04  
133.63  
131.22  
131.10  
129.81  
129.06  
128.96  
128.46  
128.43  
128.14  
127.99  
127.24  
126.53  
126.18  
126.13  
125.28  
123.61  
122.84  
118.51  
98.76  
86.98  
77.54  
77.23  
76.91



Current Data Parameters

NAME TRY  
EXPNO 870  
PROCNO 1

F2 - Acquisition Parameters

Date\_ 20170622  
Time 19.41  
INSTRUM spect  
PROBHD 5 mm PABBO BB/  
PULPROG zgpg30  
TD 32768  
SOLVENT CDCl3  
NS 139  
DS 0  
SWH 24038.461 Hz  
FIDRES 0.733596 Hz  
AQ 0.6815744 sec  
RG 198.09  
DW 20.800 usec  
DE 6.50 usec  
TE 298.1 K  
D1 2.00000000 sec  
D11 0.03000000 sec  
TD0 1

===== CHANNEL f1 =====

SFO1 100.6228298 MHz  
NUC1 13C  
P1 10.00 usec  
PLW1 47.50000000 W

===== CHANNEL f2 =====

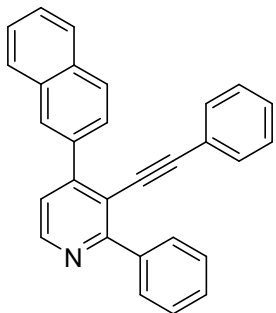
SFO2 400.1316005 MHz  
NUC2 1H  
CPDPRG[2] waltz16  
PCPD2 90.00 usec  
PLW2 15.00000000 W  
PLW12 0.33750001 W  
PLW13 0.27338001 W

F2 - Processing parameters

SI 32768  
SF 100.6127578 MHz  
WDW EM  
SSB 0  
LB 2.00 Hz  
GB 0  
PC 1.00

4-(naphthalen-2-yl)-2-phenyl-3-(phenylethynyl)pyridine (10f)

7.9439  
7.9377  
7.9305  
7.8864  
7.8652  
7.5904  
7.5737  
7.5641  
7.5542  
7.5420  
7.5260  
7.5072  
7.4984  
7.4958  
7.4790  
7.4629  
7.4605  
7.4277  
7.4151  
7.2651  
7.2635  
7.2536  
7.2456  
7.2278  
7.2199  
7.2097  
7.1978  
7.1791  
7.1616  
7.0599  
7.0405

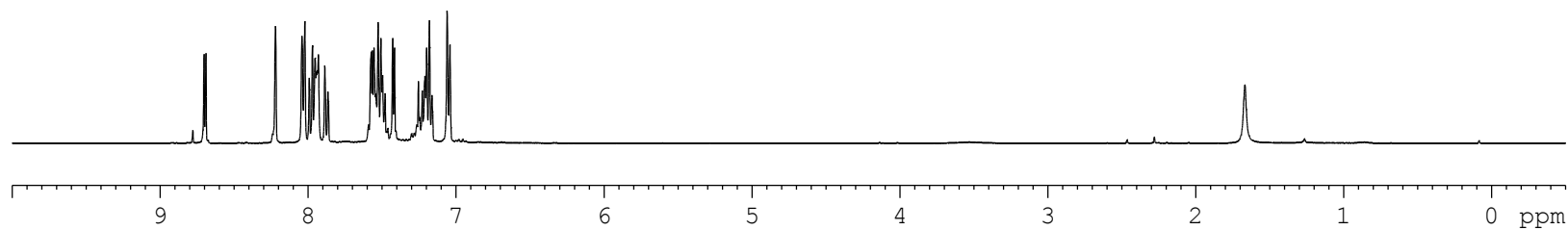


Current Data Parameters  
NAME test  
EXPNO 4  
PROCNO 1

F2 - Acquisition Parameters  
Date\_ 20170606  
Time 17.51  
INSTRUM spect  
PROBHD 5 mm BBO BB-1H  
PULPROG zg30  
TD 32768  
SOLVENT CDCl3  
NS 32  
DS 0  
SWH 7246.377 Hz  
FIDRES 0.221142 Hz  
AQ 2.2609921 sec  
RG 114  
DW 69.000 usec  
DE 6.50 usec  
TE 298.6 K  
D1 2.00000000 sec  
TD0 1

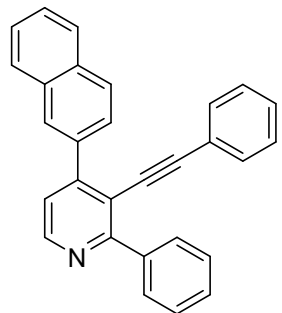
===== CHANNEL f1 =====  
NUC1 1H  
P1 14.40 usec  
PL1 1.80 dB  
SFO1 400.1324008 MHz

F2 - Processing parameters  
SI 16384  
SF 400.1300118 MHz  
WDW EM  
SSB 0  
LB 0 Hz  
GB 0  
PC 1.00

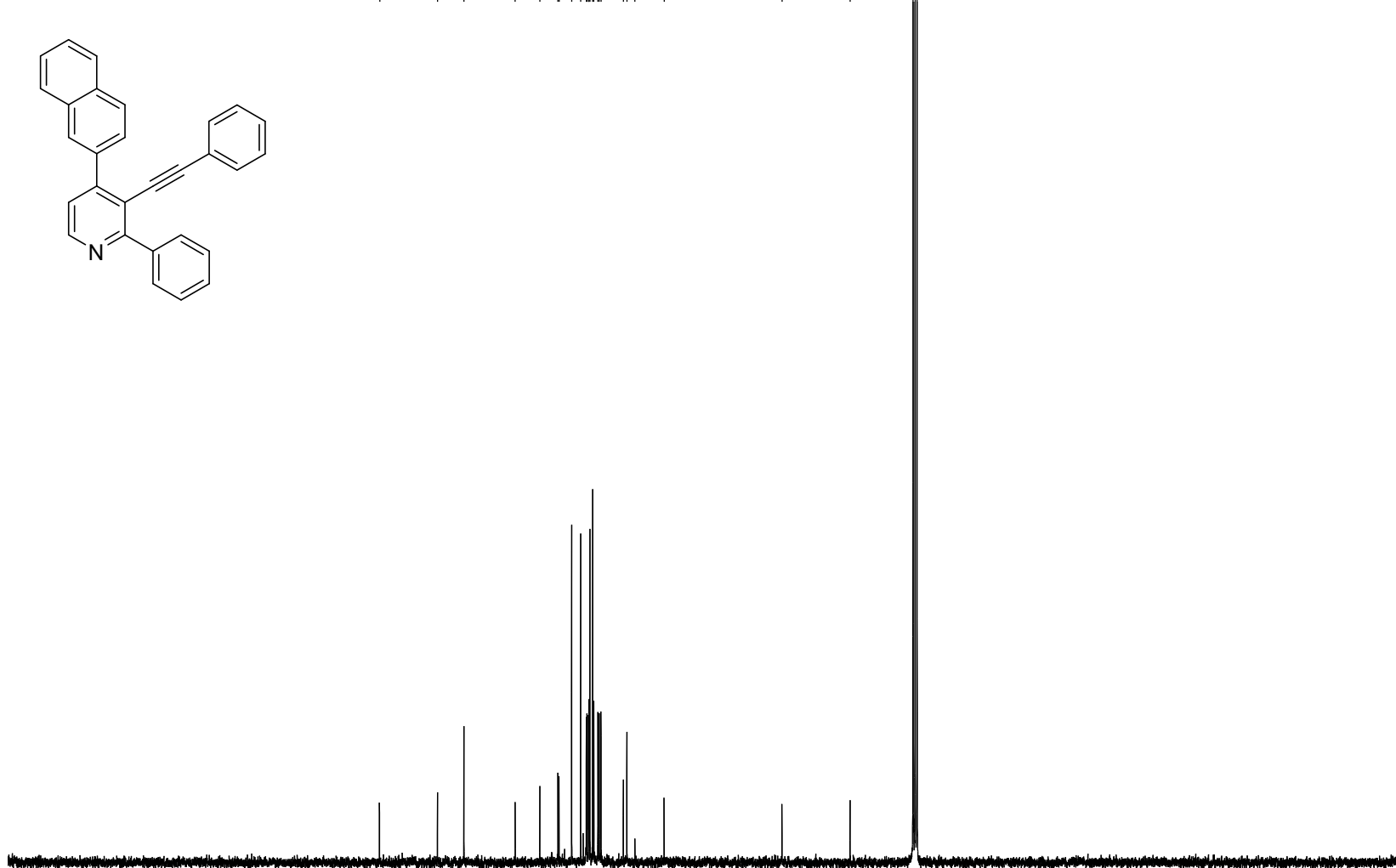


1.000  
1.014  
6.187  
5.290  
1.092  
3.351  
2.049

4- (naphthalen-2-yl) -2-phenyl-3- (phenylethynyl)pyridine (10f)



161.52  
152.42  
148.25  
140.19  
136.30  
133.47  
133.28  
131.30  
129.88  
128.98  
128.88  
128.65  
128.59  
128.42  
127.98  
127.81  
127.17  
126.95  
126.68  
123.16  
122.60  
121.33  
116.74  
98.19  
87.46  
77.55  
77.23  
76.91



Current Data Parameters

NAME test  
EXPNO 5  
PROCNO 1

F2 - Acquisition Parameters

Date\_ 20170606  
Time 17.52  
INSTRUM spect  
PROBHD 5 mm BBO BB-1H  
PULPROG zgpg30  
TD 32768  
SOLVENT CDCl3  
NS 805  
DS 0  
SWH 24038.461 Hz  
FIDRES 0.733596 Hz  
AQ 0.6815744 sec  
RG 8192  
DW 20.800 usec  
DE 6.50 usec  
TE 298.7 K  
D1 2.00000000 sec  
D11 0.03000000 sec  
TD0 1

===== CHANNEL f1 =====

NUC1 13C  
P1 9.00 usec  
PL1 7.00 dB  
SFO1 100.6233325 MHz

===== CHANNEL f2 =====

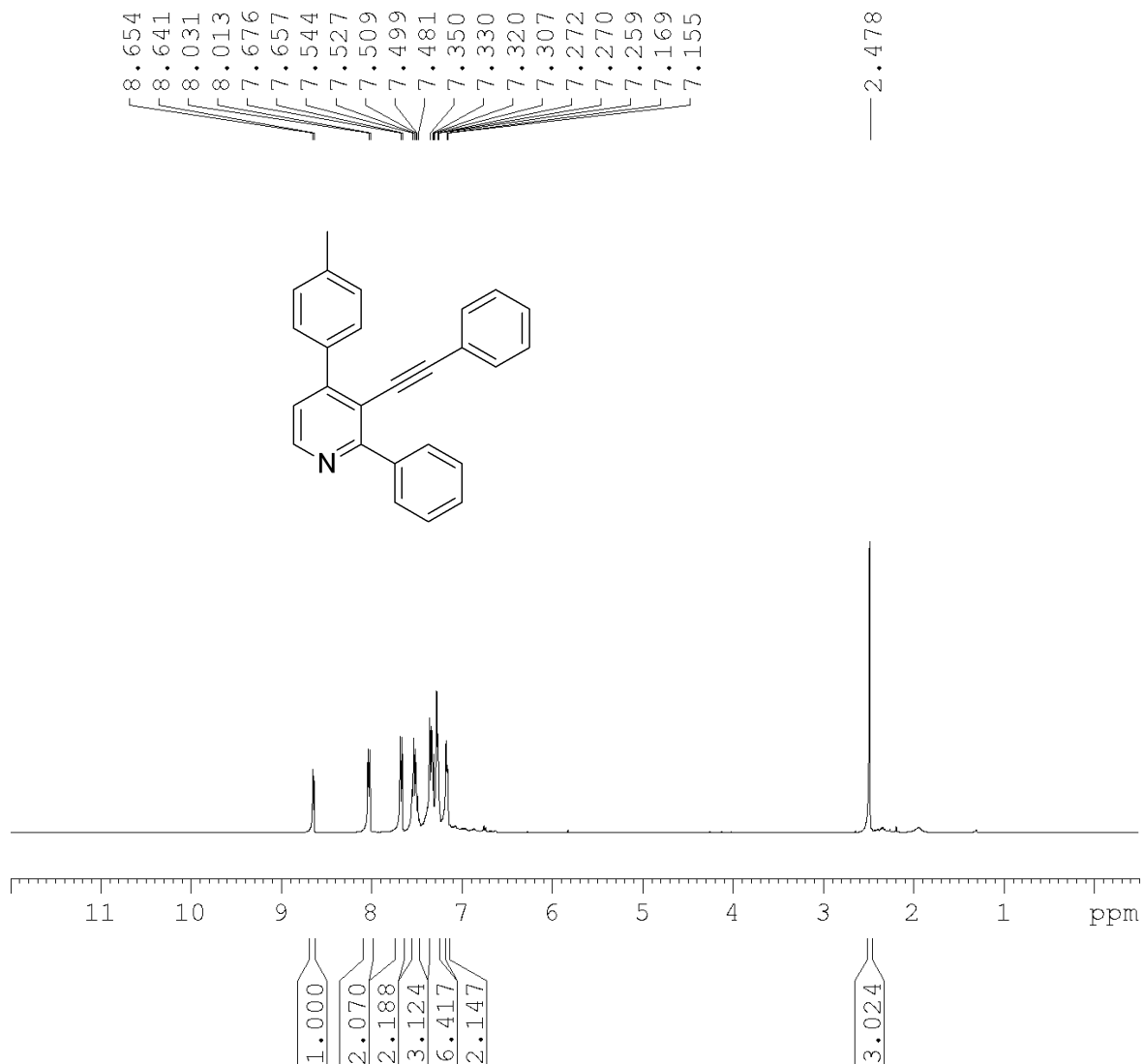
CPDPRG[2] waltz16  
NUC2 1H  
PCPD2 90.00 usec  
PL2 1.80 dB  
PL12 17.00 dB  
PL13 20.00 dB  
SFO2 400.1316005 MHz

F2 - Processing parameters

SI 32768  
SF 100.6127492 MHz  
WDW EM  
SSB 0  
LB 1.00 Hz  
GB 0  
PC 1.00

210 200 190 180 170 160 150 140 130 120 110 100 90 80 70 60 50 40 30 20 ppm

2-phenyl-3-(phenylethynyl)-4-(p-tolyl)pyridine (10g)



Current Data Parameters  
 NAME vl  
 EXPNO 26  
 PROCNO 1

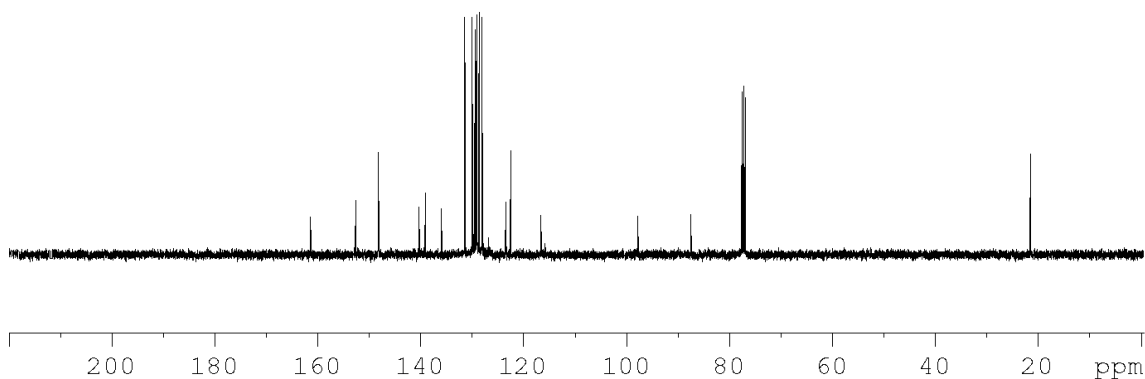
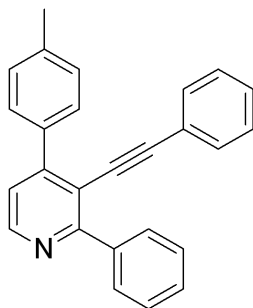
F2 - Acquisition Parameters  
 Date\_ 20170819  
 Time 18.10  
 INSTRUM spect  
 PROBHD 5 mm BBO BB-1H  
 PULPROG zg30  
 TD 32768  
 SOLVENT CDC13  
 NS 64  
 DS 0  
 SWH 7246.377 Hz  
 FIDRES 0.221142 Hz  
 AQ 2.2609921 sec  
 RG 45.3  
 DW 69.000 usec  
 DE 6.50 usec  
 TE 297.8 K  
 D1 2.00000000 sec  
 TD0 1

==== CHANNEL f1 =====  
 NUC1 1H  
 P1 15.00 usec  
 PL1 0 dB  
 SFO1 400.1324008 MHz

F2 - Processing parameters  
 SI 16384  
 SF 400.1300118 MHz  
 WDW EM  
 SSB 0  
 LB 0 Hz  
 GB 0  
 PC 1.00

2-phenyl-3-(phenylethynyl)-4-(p-tolyl)pyridine (10g)

161.38  
152.44  
148.06  
140.14  
138.88  
135.81  
131.26  
129.81  
129.29  
128.99  
128.88  
128.57  
128.40  
127.90  
123.27  
122.33  
116.44  
97.79  
87.48  
77.55  
77.23  
76.91



—21.53

Current Data Parameters

NAME v1  
EXPNO 27  
PROCNO 1

F2 - Acquisition Parameters

Date\_ 20170819  
Time 18.43  
INSTRUM spect  
PROBHD 5 mm BBO BB-1H  
PULPROG zgpg30  
TD 32768  
SOLVENT CDCl3  
NS 81  
DS 0  
SWH 24038.461 Hz  
FIDRES 0.733596 Hz  
AQ 0.6815744 sec  
RG 5792.6  
DW 20.800 use  
DE 6.50 use  
TE 298.4 K  
D1 2.00000000 sec  
D11 0.03000000 sec  
TD0 1

==== CHANNEL f1 =====

NUC1 13C  
P1 10.45 usec  
PL1 7.00 dB  
SFO1 100.6233325 MHz

==== CHANNEL f2 =====

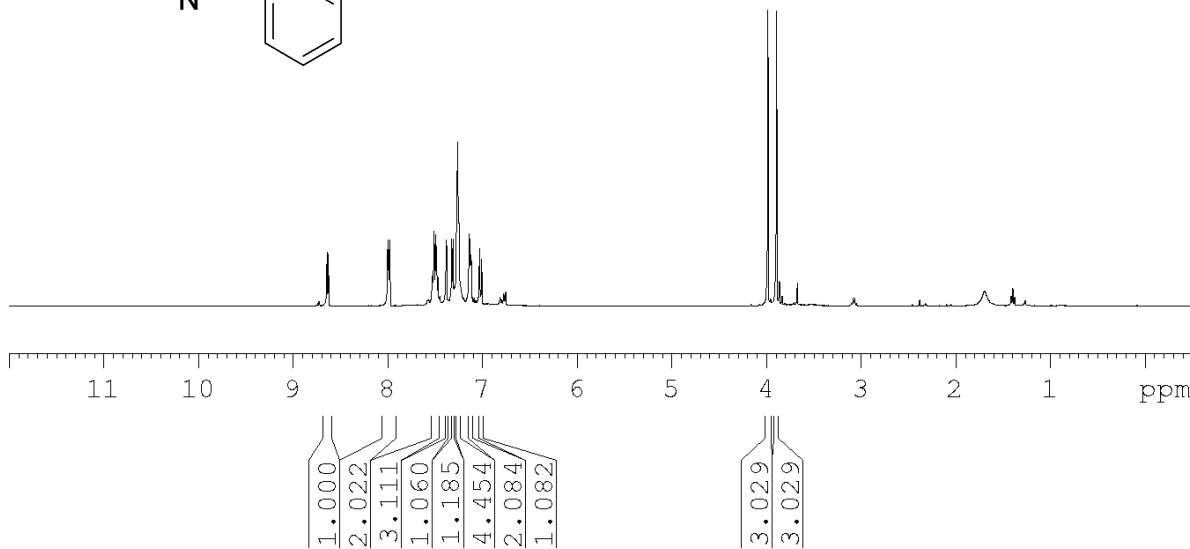
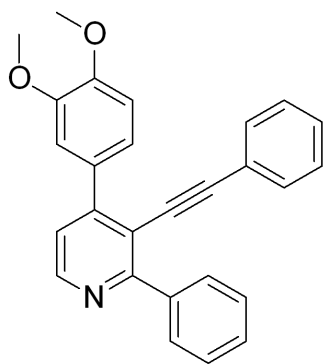
CPDPRG[2] waltz16  
NUC2 1H  
PCPD2 90.00 usec  
PL2 0 dB  
PL12 15.00 dB  
PL13 20.00 dB  
SFO2 400.1316005 MHz

F2 - Processing parameters

SI 32768  
SF 100.6127580 MHz

4-(3,4-dimethoxyphenyl)-2-phenyl-3-(phenylethynyl)pyridine (10h)

8.638  
8.625  
7.993  
7.976  
7.525  
7.508  
7.490  
7.482  
7.464  
7.379  
7.376  
7.320  
7.307  
7.260  
7.134  
7.120  
7.026  
7.005  
3.978  
3.887



Current Data Parameters  
NAME v1  
EXPNO 34  
PROCNO 1

F2 - Acquisition Parameters  
Date\_ 20170828  
Time 19.33  
INSTRUM spect  
PROBHD 5 mm BBO BB-1H  
PULPROG zg30  
TD 32768  
SOLVENT CDCl3  
NS 64  
DS 0  
SWH 7246.377 Hz  
FIDRES 0.221142 Hz  
AQ 2.2609921 sec  
RG 114  
DW 69.000 usec  
DE 6.50 usec  
TE 297.9 K  
D1 2.00000000 sec  
TD0 1

==== CHANNEL f1 =====  
NUC1 1H  
P1 15.00 usec  
PL1 0 dB  
SFO1 400.1324008 MHz

F2 - Processing parameters  
SI 16384  
SF 400.1300091 MHz  
WDW EM  
SSB 0  
LB 0 Hz  
GB 0  
PC 1.00

4-(3,4-dimethoxyphenyl)-2-phenyl-3-(phenylethynyl)pyridine (10h)

Current Data Parameters

NAME v1  
 EXPNO 35  
 PROCNO 1

F2 - Acquisition Parameters

Date\_ 20170828  
 Time 19.41  
 INSTRUM spect  
 PROBHD 5 mm BBO BB-1H  
 PULPROG zgpg30  
 TD 32768  
 SOLVENT CDCl3  
 NS 524  
 DS 0  
 SWH 24038.461 Hz  
 FIDRES 0.733596 Hz  
 AQ 0.6815744 sec  
 RG 5792.6  
 DW 20.800 use  
 DE 6.50 use  
 TE 297.9 K  
 D1 2.00000000 sec  
 D11 0.03000000 sec  
 TD0 1

==== CHANNEL f1 =====

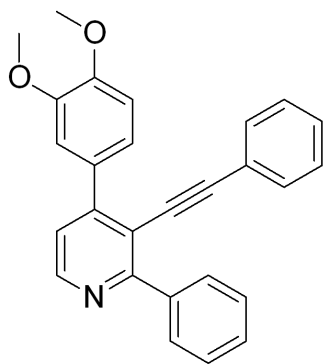
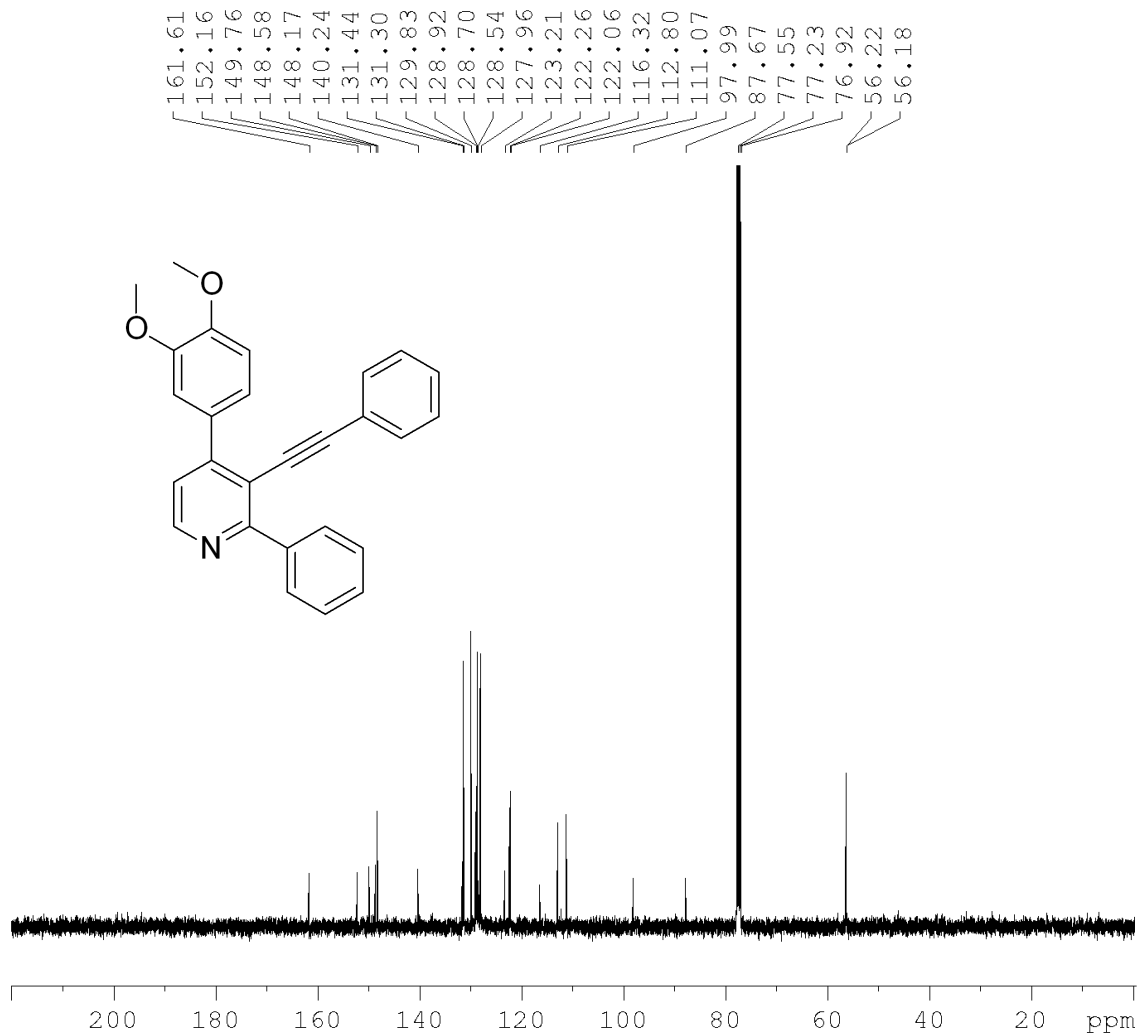
NUC1 13C  
 P1 10.45 usec  
 PL1 7.00 dB  
 SFO1 100.6233325 MHz

==== CHANNEL f2 =====

CPDPRG[2] waltz16  
 NUC2 1H  
 PCPD2 90.00 usec  
 PL2 0 dB  
 PL12 15.00 dB  
 PL13 20.00 dB  
 SFO2 400.1316005 MHz

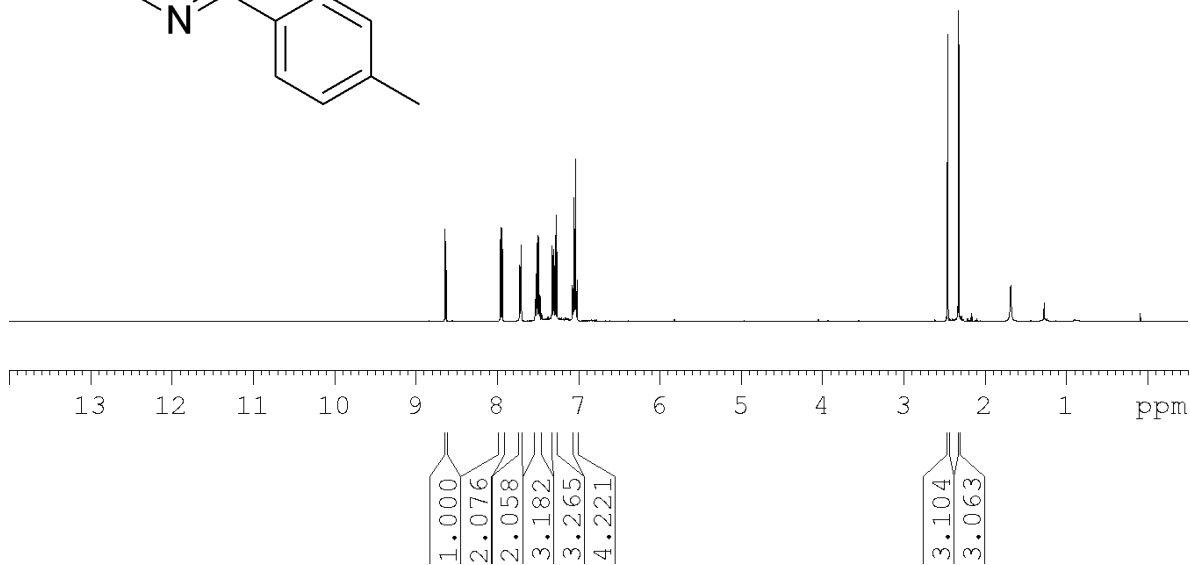
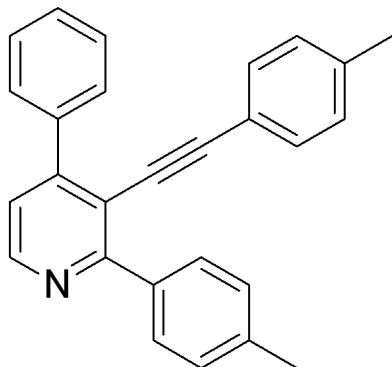
F2 - Processing parameters

SI 32768  
 SF 100.6127492 MHz



4-phenyl-2-(p-tolyl)-3-(p-tolylethynyl)pyridine (10i)

8.638  
8.625  
7.954  
7.949  
7.933  
7.721  
7.717  
7.712  
7.705  
7.701  
7.697  
7.530  
7.524  
7.508  
7.505  
7.502  
7.493  
7.490  
7.485  
7.482  
7.469  
7.468  
7.319  
7.299  
7.283  
7.271  
7.260  
7.069  
7.049  
7.033  
7.027  
7.012  
2.454  
2.318



Current Data Parameters  
NAME vl  
EXPNO 895  
PROCNO 1

F2 - Acquisition Parameters  
Date\_ 20170819  
Time 15.12  
INSTRUM spect  
PROBHD 5 mm PABBO BB/  
PULPROG zg30  
TD 32768  
SOLVENT CDCl3  
NS 51  
DS 0  
SWH 7211.539 Hz  
FIDRES 0.220079 Hz  
AQ 2.2719147 sec  
RG 99.72  
DW 69.333 usec  
DE 10.50 usec  
TE 298.0 K  
D1 2.00000000 sec  
TD0 1

===== CHANNEL f1 =====  
SFO1 400.1324008 MHz  
NUC1 1H  
P1 12.90 usec  
PLW1 15.00000000 W

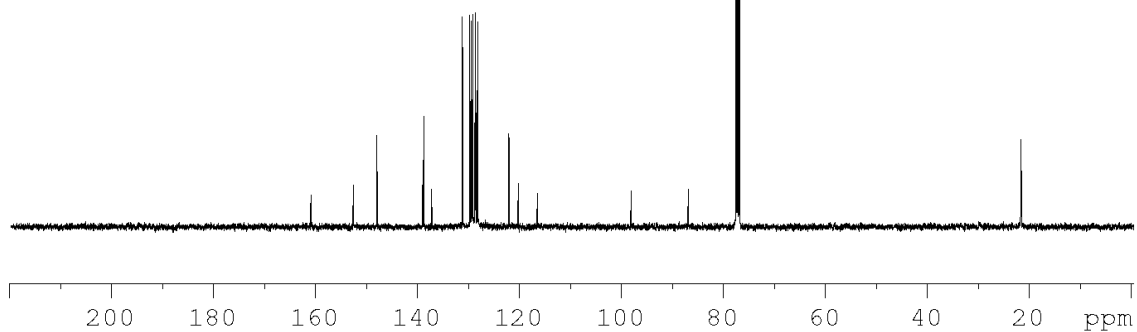
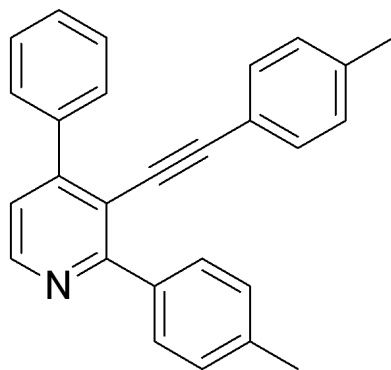
F2 - Processing parameters  
SI 16384  
SF 400.1300099 MHz  
WDW EM  
SSB 0  
LB 0 Hz  
GB 0  
PC 1.00



4-phenyl-2-(p-tolyl)-3-(p-tolylethynyl)pyridine (10i)

160.95  
152.58  
147.98  
139.04  
138.82  
137.30  
131.20  
129.76  
129.44  
129.21  
128.77  
128.65  
128.26  
122.10  
120.29  
116.53  
98.14  
86.90  
77.55  
77.23  
76.91

< 21.72  
< 21.63



Current Data Parameters  
NAME vl  
EXPNO 896  
PROCNO 1

F2 - Acquisition Parameters  
Date\_ 20170819  
Time 15.17  
INSTRUM spect  
PROBHD 5 mm PABBO BB/  
PULPROG zgpg30  
TD 32768  
SOLVENT CDCl3  
NS 647  
DS 0  
SWH 24038.461 Hz  
FIDRES 0.733596 Hz  
AQ 0.6815744 sec  
RG 198.09  
DW 20.800 use  
DE 6.50 use  
TE 298.2 K  
D1 2.00000000 sec  
D11 0.03000000 sec  
TD0 1

==== CHANNEL f1 =====  
SFO1 100.6228298 MHz  
NUC1 13C  
P1 10.00 use  
PLW1 47.50000000 W

==== CHANNEL f2 =====  
SFO2 400.1316005 MHz  
NUC2 1H  
CPDPRG[2] waltz16  
PCPD2 90.00 use  
PLW2 15.00000000 W  
PLW12 0.33750001 W  
PLW13 0.27338001 W

F2 - Processing parameters  
SI 32768  
SF 100.6127494 MHz