

Supporting information

Effects of calcination and reduction temperature on the property of Ni-P/SiO₂, Ni-P/Al₂O₃ and its hydrodenitrogenation performance

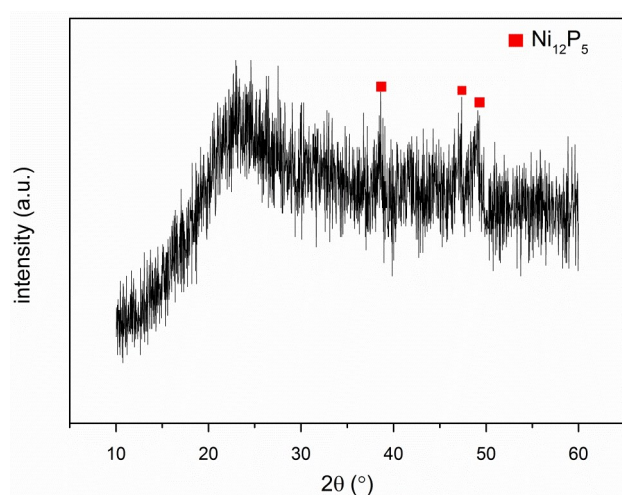
Mingqiang Shao^{a,b}, Haitao Cui^{a*}, Shaoqing Guo^c, Liangfu Zhao^a, Yisheng Tan^a

a. Institute of Coal Chemistry, Chinese Academy of Sciences, Taiyuan 030001, People's Republic of China.

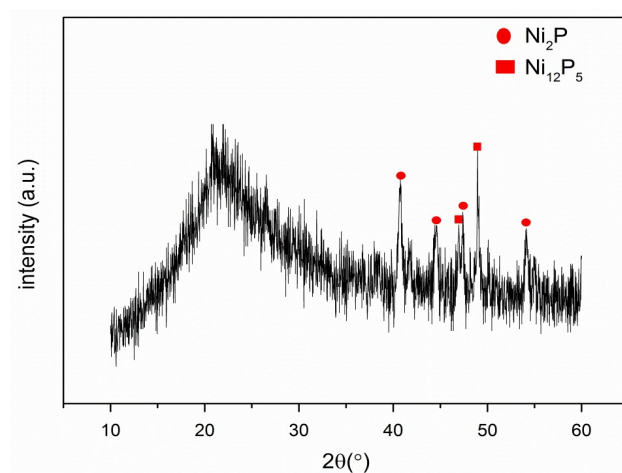
b. Graduate University of the Chinese Academy of Sciences, Beijing 100039, People's Republic of China.

c. Taiyuan University of Science and Technology, Taiyuan 030024, People's Republic of China.

E-mail address: cuiht@sxicc.ac.cn



a



b

Figure S1. XRD patterns of Ni-P₄₄₀/SiO₂ reduced at (a) 460 °C, (b) 520 °C.




Figure S2. HRTEM image of Ni-P/⁷⁵⁰SiO₂.

Table S1. The true and theoretical consumption of H₂ and the molar ratio of true consumption of H₂ to theoretical consumption of H₂ for Ni-P_x/SiO₂ (x= 440, 500, 560, 620) at a heating rate of 10 °C/min.

Samples	True consumption of H ₂ (mol)	Theoretical consumption of H ₂ (mol)	The molar ratio of true consumption of H ₂ to theoretical consumption of H ₂
Ni-P ₄₄₀ /SiO ₂	1.703*10 ⁻⁴	1.809*10 ⁻⁴	94.14 %
Ni-P ₅₀₀ /SiO ₂	1.684*10 ⁻⁴	1.809*10 ⁻⁴	93.09 %
Ni-P ₅₆₀ /SiO ₂	1.691*10 ⁻⁴	1.802*10 ⁻⁴	93.84 %
Ni-P ₆₂₀ /SiO ₂	1.619*10 ⁻⁴	1.745*10 ⁻⁴	92.81 %

Table S2. The true and theoretical consumption of H₂ and the molar ratio of true consumption of H₂ to theoretical consumption of H₂ for Ni-P_x/Al₂O₃ (x= 440, 500, 560, 620) at a heating rate of 10 °C/min.

Samples	True consumption of H ₂ (mol)	Theoretical consumption of H ₂ (mol)	The molar ratio of true consumption of H ₂ to theoretical consumption of H ₂
Ni-P ₄₄₀ /Al ₂ O ₃	0.957*10 ⁻⁴	1.053*10 ⁻⁴	90.9 %
Ni-P ₅₀₀ /Al ₂ O ₃	0.941*10 ⁻⁴	1.053*10 ⁻⁴	89.4 %
Ni-P ₅₆₀ /Al ₂ O ₃	0.895*10 ⁻⁴	1.007*10 ⁻⁴	88.9 %
Ni-P ₆₂₀ /Al ₂ O ₃	0.807*10 ⁻⁴	0.96*10 ⁻⁴	84.1 %

Table S3. Py-IR spectra for Ni-P⁵⁶⁰₄₄₀/SiO₂, Ni-P⁵⁶⁰₅₀₀/SiO₂, Ni-P⁵⁶⁰₅₆₀/SiO₂, Ni-P⁵⁶⁰₆₂₀/SiO₂, Ni-P⁷⁵⁰₄₄₀/Al₂O₃, Ni-P⁷⁵⁰₅₀₀/Al₂O₃, Ni-P⁷⁵⁰₅₆₀/Al₂O₃ and Ni-P⁷⁵⁰₆₂₀/Al₂O₃.

Samples	Brønsted acidity (μmol/g)		Lewis acidity (μmol/g)	
	100°C	200°C	100°C	200°C
Ni-P ⁵⁶⁰ ₄₄₀ /SiO ₂	31	19	58	32
Ni-P ⁵⁶⁰ ₅₀₀ /SiO ₂	27	19	61	29
Ni-P ⁵⁶⁰ ₅₆₀ /SiO ₂	28	17	57	29
Ni-P ⁵⁶⁰ ₆₂₀ /SiO ₂	23	15	57	28
Ni-P ⁷⁵⁰ ₄₄₀ /Al ₂ O ₃	37	23	173	129
Ni-P ⁷⁵⁰ ₅₀₀ /Al ₂ O ₃	37	21	174	126
Ni-P ⁷⁵⁰ ₅₆₀ /Al ₂ O ₃	35	22	169	127
Ni-P ⁷⁵⁰ ₆₂₀ /Al ₂ O ₃	33	17	172	128