

Pt nanoparticles decorated rose-like $\text{Bi}_2\text{O}_2\text{CO}_3$ configurations for efficient photocatalytic removal of water organic pollutants

Huijuan Chen^a, Zhongfu Zhou^{b,c,d,*}, G. Neville Greaves^{d,e,f}, Salma Nigar^a, Huaqiang
Cao^g, Tingkai Zhao^h & Xionggang Lu^b

- School of Material Science and Engineering, Shanghai University, Shanghai 200444, PR China
- State Key Laboratory of Advanced Special Steel, Shanghai University, Shanghai 200072, PR China.
- Key Laboratory of Material Microstructures, Shanghai University, Shanghai 200444, PR China.
- Department of Physics, Aberystwyth University, Aberystwyth SY23 3BZ, UK.
- State Key Laboratory of Silicate Materials for Architectures, Wuhan University of Technology, Wuhan 430070, China.
- Department of Materials Science and Metallurgy, University of Cambridge, Charles Babbage Road, Cambridge, CB2 3QZ, United Kingdom.
- Department of Chemistry, Tsinghua University, Beijing 100084, PR China.
- State Key Laboratory of Solidification Processing, School of Materials Science and Engineering, Northwestern Polytechnical University, Xi'an 710072, PR China.

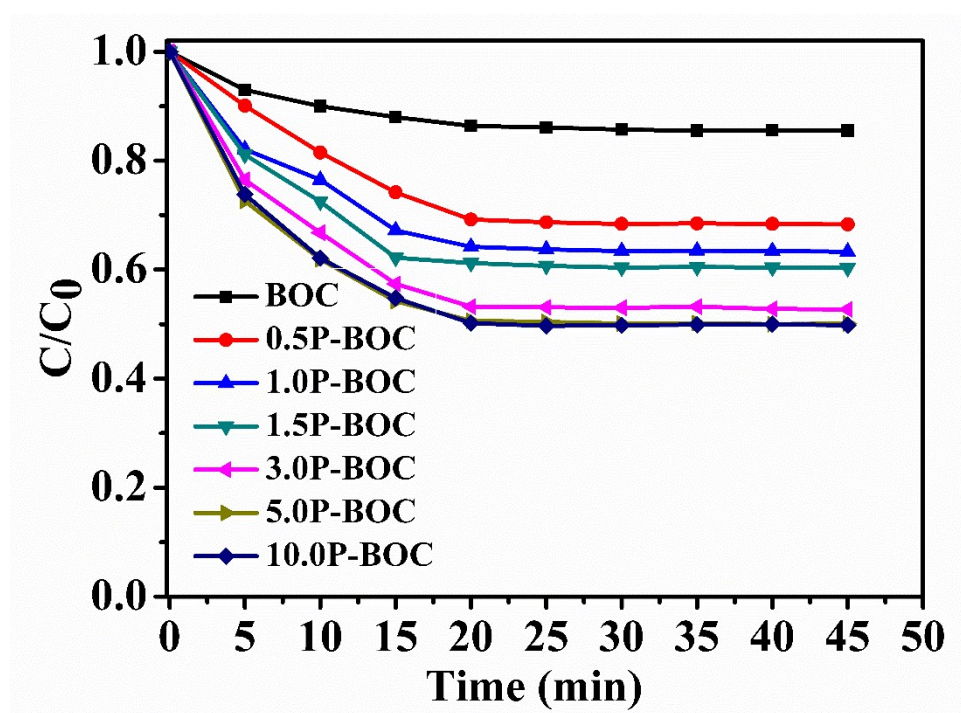


Figure S1. The adsorption-desorption equilibrium curves before light irradiation.

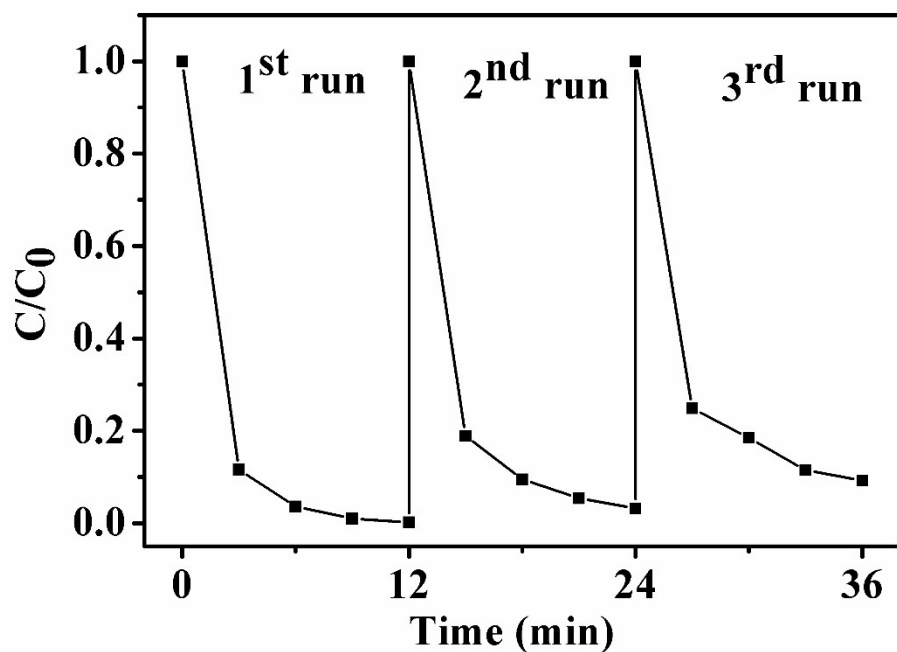


Figure S2. The cycling experiment of the 3.0 P-BOC for degradation of RhB.

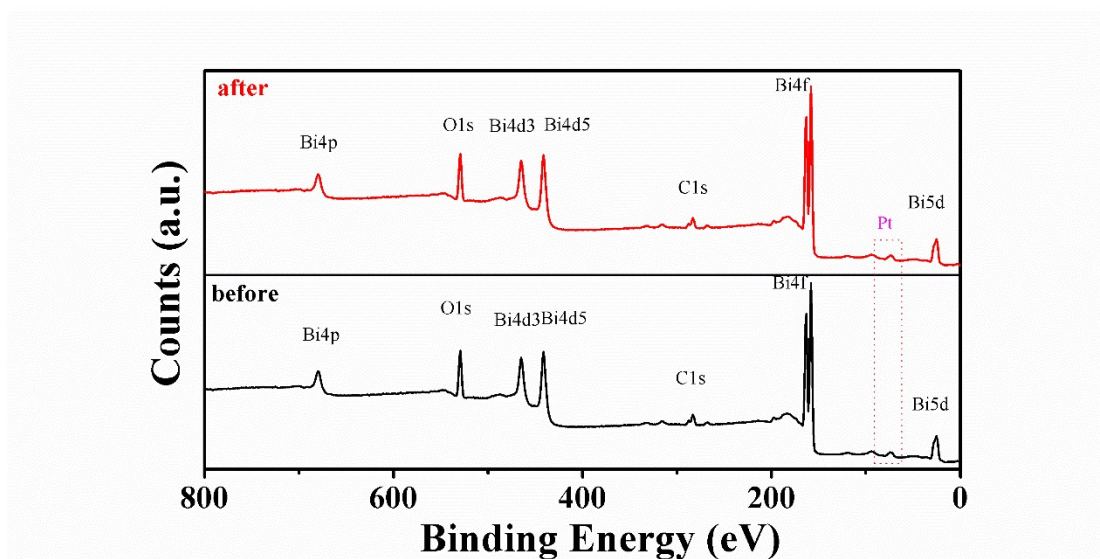


Figure S3. XPS spectra of the 3.0 P-BOC before and after degradation of RhB.