

Supporting Information

Rhodium-catalyzed aminohydroxylation of unactivated alkenes in aqueous media for the benign synthesis of 1, 2-amino alcohols

Yufeng Shi, Yufan Wang, Xunbo Lu, Yulong Zhang, Yuzhou Wu and Fangrui Zhong *

Hubei Key Laboratory of Bioinorganic Chemistry & Materia Medica, School of Chemistry and Chemical Engineering, Huazhong University of Science and Technology (HUST), 1037 Luoyu road, Wuhan 430074, China
chemzfr@hust.edu.cn

Table of contents

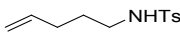
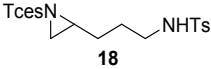
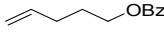
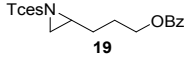

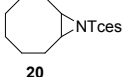
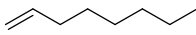
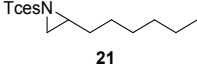
A. General	Information
.....	S2
B. Results for Some Other Alkenes.....	S2
C. Representative	Procedures
.....	S2
D. Analytical Data of Aminohydroxylation Products.....	S3
E. ¹ H NMR and ¹³ C NMR Spectra Data for All Products.....	S12

A. General Information

Chemicals and solvents were purchased from commercial suppliers and used as received unless noted. All products were purified by flash chromatography on silica gel. The chemical yields referred are isolated products. ^1H NMR and ^{13}C NMR spectra were recorded on 400 MHz or 600 MHz Bruker spectrometers. Chemical shifts of ^1H were reported in part per million relative to the CDCl_3 residual peak (δ 7.26). Chemical shifts of ^{13}C NMR were reported relative to CDCl_3 (δ 77.16). And for CD_3OD the chemical shifts of ^1H NMR residual peak (δ 3.31), chemical shifts of ^{13}C NMR were reported relative to CD_3OD (δ 49.00). The used abbreviations are as follows: s (singlet), d (doublet), t (triplet), q. (Quartet), quint. (Quintet), m (multiplet), br (broad). Multiplets which arise from accidental equality of coupling constants of magnetically non-equivalent protons are marked as virtual (*virt.*) High resolution mass spectra (HRMS) data were measured on a ESI-microTOF II. Melting points were measured on a SGW® X-4B and are not corrected. Reactions were monitored by TLC analysis using silica gel 60 Å F-254 thin layer plates and compounds were visualized with a UV light at 254 nm or 365 nm. Further visualization was achieved by staining with iodine, or KMnO_4 followed by heating on a hot plate. Flash column chromatography was performed on silica gel 60 Å, 10–40 μm .

The catalyst $\text{Rh}_2(\text{esp})_2$ was prepared following the literature procedure;¹ sulfamates **2** were synthesized by reported procedures.²

B. Results for Some Other Alkenes

entry	substrate	product	Yield (%)
1		 18	74
2		 19	74
4		 20	95
5		 21	99

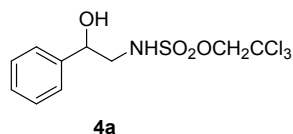
Reaction conditions refer to the representative procedure below. For entries 2 and 5, no amino alcohols were observed when 1 eq. of $\text{BF}_3 \cdot \text{Et}_2\text{O}$ was added.

C. Representative Procedure

To a 5 mL vial containing $\text{Rh}_2(\text{esp})_2$ (1.1 mg, 1.5 mol %), TcesNH_2 (22.8 mg, 0.1 mmol, 1.0 eq), alkene substrate (15.6 mg, 0.15 mmol, 1.5 eq) in 2.0 mL PBS buffer was added $\text{PhI}(\text{OAc})_2$ (64.4 mg, 0.2 mmol, 2.0 eq). The reaction mixture was heated to 40 °C for 48 h, and then extracted with CH_2Cl_2 (3 x 10 mL). The organic layers were dried over Na_2SO_4 , filtered, concentrated in vacuum and the residue was purified by chromatography on silica gel.

D. Analytical Data of Aminohydroxylation Products

2, 2, 2-Trichloroethyl (2-hydroxy-2-phenylethyl) sulfamate (4a)



A pale yellow oil. 38.0 mg, 91% yield.

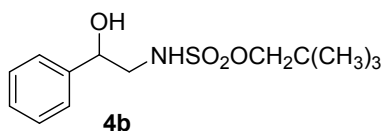
TLC: R_f = 0.35 (Hexane/EtOAc = 3:1) [UV, KMnO₄].

¹H NMR (600 MHz, CDCl₃) δ 7.43 – 7.35 (m, 5H), 5.44 (br, 1H), 5.02 (dd, J = 8.8, 3.6 Hz, 1H), 4.65 (d, J = 11.0 Hz, 1H), 4.61 (d, J = 11.0 Hz, 1H), 3.54 (ddd, J = 13.2, 8.0, 3.6 Hz, 1H), 3.37 (ddd, J = 13.2, 8.8, 3.4 Hz, 1H), 2.49 (br, 1H).

¹³C NMR (101 MHz, CDCl₃) δ 140.3, 128.9, 128.7, 125.6, 93.4, 78.3, 72.5, 50.6.

HRMS (ESI): C₁₀H₁₀³⁵Cl₃NO₃S [(M+Na)⁺]: calcd.: 328.9447; found: 328.9449.

Neopentyl (2-hydroxy-2-phenylethyl) sulfamate (4b)



A pale yellow oil. 22.4 mg, 82% yield.

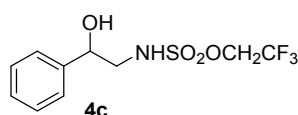
TLC: R_f = 0.35 (Hexane/EtOAc = 3:1) [UV, KMnO₄].

¹H NMR (400 MHz, CDCl₃) δ 7.43 – 7.36 (m, 5H), 5.05 (dd, J = 8.2, 4.3 Hz, 1H), 4.98 (*virt. dt*, J \approx 8.7, 3.5 Hz, 1H), 3.82 (d, J = 8.9 Hz, 1H), 3.76 (d, J = 8.9 Hz, 1H), 3.47 – 3.40 (m, 1H), 3.27 (ddd, J = 13.3, 8.7, 4.3 Hz, 1H), 2.47 (d, J = 3.5 Hz, 1H), 1.00 (s, 9H).

¹³C NMR (101 MHz, CDCl₃) δ 140.6, 128.8, 128.4, 125.9, 79.8, 72.7, 50.5, 31.6, 26.1.

HRMS (ESI): C₁₃H₂₁NO₄S [(M+Na)⁺]: calcd.: 310.1083; found: 310.1085.

2, 2, 2-Trifluoroethyl (2-hydroxy-2-phenylethyl) sulfamate (4c)



A pale yellow oil. 22.8 mg, 77% yield.

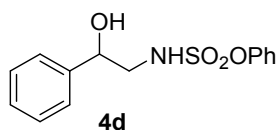
TLC: R_f = 0.43 (Hexane/EtOAc = 3:1) [UV, KMnO₄].

¹H NMR (400 MHz, CDCl₃) δ 7.44 – 7.35 (m, 5H), 5.48 (dd, J = 8.1, 4.0 Hz, 1H), 4.98 (*virt. dt*, J \approx 8.8, 3.3 Hz, 1H), 4.50 – 4.33 (m, 2H), 3.48 (ddd, J = 13.5, 8.0, 3.6 Hz, 1H), 3.34 (ddd, J = 13.2, 8.8, 3.8 Hz, 1H), 2.56 (d, J = 3.2 Hz, 1H).

¹³C NMR (101 MHz, CDCl₃) δ 140.2, 128.9, 128.7, 125.8, 122.1 (q, J = 278.5 Hz), 72.5, 65.1 (q, J = 38.6 Hz), 50.5.

HRMS (ESI): C₁₀H₁₂F₃NO₄S [(M+Na)⁺]: calcd.: 322.0331; found: 322.0336.

Phenyl (2-hydroxy-2-phenylethyl) sulfamate (4d)



A pale yellow oil. 27.4 mg, 70% yield.

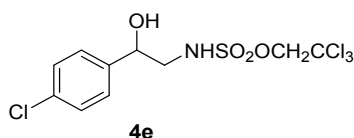
TLC: R_f = 0.40 (Hexane/EtOAc = 3:1) [UV, KMnO_4].

$^1\text{H NMR}$ (600 MHz, CDCl_3) δ 7.43 – 7.24 (m, 10H), 5.31 (s, 1H), 4.90 (dd, J = 8.9, 4.0 Hz, 1H), 3.50 (ddd, J = 13.3, 8.0, 4.1 Hz, 1H), 3.33 (ddd, J = 13.3, 8.9, 4.1 Hz, 1H), 2.41 – 1.98 (br, 1H).

$^{13}\text{C NMR}$ (101 MHz, CDCl_3) δ 150.0, 140.4, 129.9, 128.8, 128.6, 127.1, 125.9, 121.9, 72.7, 50.9.

HRMS (ESI): $\text{C}_{14}\text{H}_{15}\text{NO}_4\text{S}$ [(M+Na) $^+$]: calcd.: 316.0614; found: 316.0618.

2, 2, 2-Trichloroethyl (2-(4-chlorophenyl)-2-hydroxyethyl) sulfamate (4e)



A pale yellow oil. 30.5 mg, 84% yield.

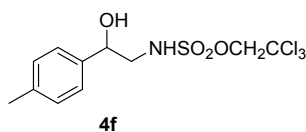
TLC: R_f = 0.35 (Hexane/EtOAc = 3:1) [UV, KMnO_4].

$^1\text{H NMR}$ (600 MHz, CDCl_3) δ 7.44 – 7.37 (d, J = 8.4 Hz, 2H), 7.34 (d, J = 8.5 Hz, 2H), 5.28 (br, 1H), 5.04 – 5.00 (m, 1H), 4.66 (d, J = 10.9 Hz, 1H), 4.63 (d, J = 10.9 Hz, 1H), 3.52 (ddd, J = 13.6, 8.5, 3.8 Hz, 1H), 3.33 (ddd, J = 13.3, 8.5, 3.8 Hz, 1H), 2.37 (br, 1H).

$^{13}\text{C NMR}$ (101 MHz, CDCl_3) δ 138.8, 134.5, 129.1, 127.3, 93.4, 71.9, 50.6.

HRMS (ESI): $\text{C}_{10}\text{H}_{11}^{35}\text{Cl}_4\text{NO}_4\text{S}$ [(M+Na) $^+$]: calcd.: 403.9055; found: 403.9060.

2, 2, 2-Trichloroethyl (2-hydroxy-2-(p-tolyl) ethyl) sulfamate (4f)



A pale yellow oil. 33.9 mg, 93% yield.

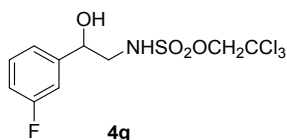
TLC: R_f = 0.34 (Hexane/EtOAc = 3:1) [UV, KMnO_4].

$^1\text{H NMR}$ (400 MHz, CDCl_3) δ 7.27 (d, J = 7.9 Hz, 2H), 7.21 (d, J = 8.0 Hz, 2H), 5.54 (s, 1H), 4.96 (dd, J = 8.7, 3.6 Hz, 1H), 4.62 (d, J = 10.9 Hz, 1H), 4.57 (d, J = 10.9 Hz, 1H), 3.50 (dd, J = 13.5, 3.7 Hz, 1H), 3.35 (dd, J = 13.7, 8.9 Hz, 1H), 2.37 (s, 3H).

$^{13}\text{C NMR}$ (151 MHz, CDCl_3) δ 138.6, 137.3, 129.6, 125.8, 93.5, 78.3, 72.3, 50.6, 21.2.

HRMS (ESI): $\text{C}_{11}\text{H}_{14}^{35}\text{Cl}_3\text{NO}_4\text{S}$ [(M+Na) $^+$]: calcd.: 383.9601; found: 383.9607.

2, 2, 2-Trichloroethyl (2-(4-fluorophenyl)-2-hydroxyethyl) sulfamate (4g)



A pale yellow oil. 22.5 mg, 73% yield.

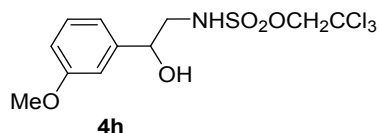
TLC: R_f = 0.37 (Hexane/EtOAc = 3:1) [UV, KMnO_4].

$^1\text{H NMR}$ (400 MHz, CDCl_3) δ 7.38 (*virt. td*, $J \approx 8.1, 5.9$ Hz, 1H), 7.19 – 7.11 (m, 2H), 7.08 – 7.03 (m, 1H), 5.46 (brs, 1H), 5.04 (dd, J = 8.8, 3.5 Hz, 1H), 4.66 (d, J = 11.0 Hz, 1H), 4.63 (d, J = 11.0 Hz, 1H), 3.54 (dd, J = 14.8, 3.3 Hz, 1H), 3.33 (dd, J = 13.8, 8.9 Hz, 1H), 2.62 (br, 1H).

¹³C NMR (101 MHz, CDCl₃) δ 163.1 (d, *J* = 246.6 Hz), 142.9 (d, *J* = 6.6 Hz), 130.5 (d, *J* = 8.0 Hz), 121.4 (d, *J* = 2.3 Hz), 115.5 (d, *J* = 22.0 Hz), 112.9 (d, *J* = 23.3 Hz), 93.4, 78.3, 71.9 (d, *J* = 1.7 Hz), 50.5.

HRMS (ESI): C₁₀H₁₁³⁵Cl₃FNO₄S [(M+Na)⁺]: calcd.: 364.9458; found: 364.9458.

2, 2, 2-Trichloroethyl (2-hydroxy-2-(3-methoxyphenyl) ethyl) sulfamate (4h)



A colorless oil. 22.8 mg, 60% yield.

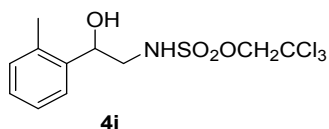
TLC: *R*_f = 0.47 (Hexane/EtOAc = 3:1) [UV, KMnO₄].

¹H NMR (600 MHz, CDCl₃) δ 7.32 (*virt. t.*, *J* ≈ 7.9 Hz, 1H), 6.98 – 6.92 (m, 2H), 6.89 (m, *J* = 8.3, 2.6, 0.9 Hz, 1H), 4.98 (dd, *J* = 8.8, 3.6 Hz, 1H), 4.61 (d, *J* = 11.0 Hz, 1H), 4.57 (d, *J* = 11.0 Hz, 1H), 3.83 (s, 3H), 3.52 (dd, *J* = 13.6, 3.6 Hz, 1H), 3.35 (dd, *J* = 13.6, 8.8 Hz, 1H).

¹³C NMR (101 MHz, CDCl₃) δ 160.0, 142.0, 130.0, 118.0, 114.1, 111.5, 93.4, 78.2, 72.4, 55.3, 50.6.

HRMS (ESI): C₁₁H₁₄³⁵Cl₃NO₅S [(M+Na)⁺]: calcd.: 399.9550; found: 399.9557.

2, 2, 2-Trichloroethyl (2-hydroxy-2-(*o*-tolyl) ethyl) sulfamate (4i)



A pale yellow oil. 30.2 mg, 83% yield.

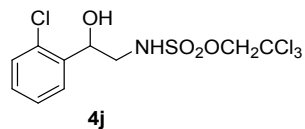
TLC: *R*_f = 0.36 (Hexane/EtOAc = 3:1) [UV, KMnO₄].

¹H NMR (400 MHz, CDCl₃) δ 7.50 (dd, *J* = 7.0, 2.1 Hz, 1H), 7.31 – 7.23 (m, 2H), 7.19 (dd, *J* = 7.0, 2.0 Hz, 1H), 5.39 (br, 1H), 5.26 (dd, *J* = 9.1, 3.2 Hz, 1H), 4.67 (d, *J* = 10.9 Hz, 1H), 4.61 (d, *J* = 10.9 Hz, 1H), 3.52 (dd, *J* = 13.8, 3.2 Hz, 1H), 3.28 (dd, *J* = 13.7, 9.1 Hz, 1H), 2.39 (s, 3H), 2.22 (br, 1H).

¹³C NMR (101 MHz, CDCl₃) δ 138.4, 130.8, 128.4, 126.6, 125.2, 93.4, 78.3, 69.3, 49.6, 18.9.

HRMS (ESI): C₁₁H₁₄³⁵Cl₃NO₄S [(M+Na)⁺]: calcd.: 383.9601; found: 383.9606.

2, 2, 2-Trichloroethyl (2-(2-chlorophenyl)-2-hydroxyethyl) sulfamate (4j)



A pale yellow oil. 30.1 mg, 96% yield.

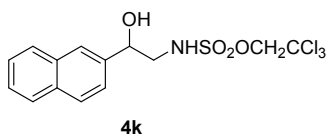
TLC: *R*_f = 0.35 (Hexane/EtOAc = 3:1) [UV, KMnO₄].

¹H NMR (400 MHz, CDCl₃) δ 7.62 (dd, *J* = 7.6, 1.8 Hz, 1H), 7.41 – 7.29 (m, 3H), 5.47 – 5.40 (m, 2H), 4.66 (d, *J* = 10.9 Hz, 1H), 4.59 (d, *J* = 10.9 Hz, 1H), 3.69 (ddd, *J* = 13.5, 7.9, 3.1 Hz, 1H), 3.31 (ddd, *J* = 13.5, 8.4, 4.2 Hz, 1H), 2.65 (d, *J* = 3.4 Hz, 1H).

¹³C NMR (101 MHz, CDCl₃) δ 137.6, 131.8, 129.8, 129.6, 127.4, 127.2, 93.4, 78.4, 69.3, 48.8.

HRMS (ESI): C₁₀H₁₁³⁵Cl₄NO₄S [(M+Na)⁺]: calcd.: 403.9055; found: 403.9060.

2, 2, 2-Trichloroethyl (2-hydroxy-2-(naphthalen-2-yl) ethyl) sulfamate (4k)



A pale yellow oil. 30.8 mg, 77% yield.

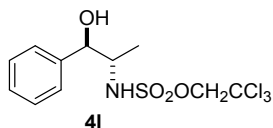
TLC: $R_f = 0.33$ (Hexane/EtOAc = 3:1) [UV, KMnO_4].

$^1\text{H NMR}$ (600 MHz, CDCl_3) δ 7.91 – 7.84 (m, 4H), 7.58 – 7.53 (m, 2H), 7.47 (dd, $J = 8.5, 1.7$ Hz, 1H), 5.41 (br, 1H), 5.18 (dd, $J = 8.7, 3.6$ Hz, 1H), 4.64 (d, $J = 10.9$ Hz, 1H), 4.60 (d, $J = 10.9$ Hz, 1H), 3.62 (ddd, $J = 13.3, 7.9, 3.7$ Hz, 1H), 3.46 (ddd, $J = 13.3, 8.6, 3.5$ Hz, 1H), 2.56 (s, 1H).

$^{13}\text{C NMR}$ (101 MHz, CDCl_3) δ 137.6, 133.3, 133.2, 128.9, 128.0, 127.8, 126.7, 126.5, 125.0, 123.4, 93.4, 78.3, 72.6, 50.6.

HRMS (ESI): $\text{C}_{14}\text{H}_{14}^{35}\text{Cl}_3\text{NO}_4\text{S}$ [(M+Na) $^+$]: calcd.: 419.9601; found: 419.9610.

2, 2, 2-Trichloroethyl ((1R, 2S)-1-hydroxy-1-phenylpropan-2-yl) sulfamate (4l)



A colorless oil. 28.7 mg, 82% yield.

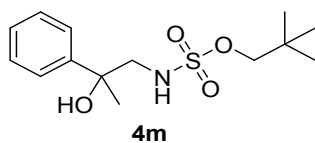
TLC: $R_f = 0.40$ (Hexane/EtOAc = 3:1) [UV, KMnO_4].

$^1\text{H NMR}$ (400 MHz, CDCl_3) δ 7.44 – 7.35 (m, 5H), 5.24 (d, $J = 9.1$ Hz, 1H), 5.12 (d, $J = 3.2$ Hz, 1H), 4.66 (s, 2H), 3.93 – 3.85 (m, 1H), 2.42 (s, 1H), 1.15 (d, $J = 6.9$ Hz, 3H).

$^{13}\text{C NMR}$ (101 MHz, CDCl_3) δ 139.9, 128.7, 128.2, 125.9, 93.5, 78.1, 75.3, 56.12, 14.3.

HRMS (ESI): $\text{C}_{11}\text{H}_{14}^{35}\text{Cl}_3\text{NO}_4\text{S}$ [(M+Na) $^+$]: calcd.: 383.9601; found: 383.9605.

Neopentyl (2-hydroxy-2-phenylpropyl) sulfamate (4m)



A colorless oil. 21.0 mg, 70% yield.

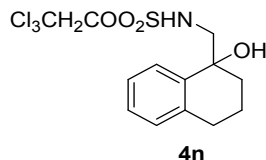
TLC: $R_f = 0.45$ (Hexane/EtOAc = 3:1) [UV, KMnO_4].

$^1\text{H NMR}$ (400 MHz, CDCl_3) δ 7.48 – 7.34 (m, 4H), 7.33 – 7.27 (m, 1H), 4.76 (s, 1H), 3.70 (d, $J = 8.8$ Hz, 1H), 3.57 (d, $J = 8.9$ Hz, 1H), 3.43 – 3.33 (m, 2H), 2.38 (d, $J = 6.6$ Hz, 1H), 1.63 (s, 3H), 0.93 (s, 9H).

$^{13}\text{C NMR}$ (151 MHz, CDCl_3) δ 144.6, 128.7, 127.6, 124.8, 79.7, 73.8, 54.2, 31.6, 27.6, 26.1.

HRMS (ESI): $\text{C}_{14}\text{H}_{23}\text{NO}_4\text{S}$ [(M+Na) $^+$]: calcd.: 324.1240; found: 324.1243.

2, 2, 2-Trichloroethyl ((1-hydroxy-1, 2, 3, 4-tetrahydronaphthalen-1-yl) methyl) sulfamate (4n)



A pale yellow oil. 13.3 mg, 35% yield.

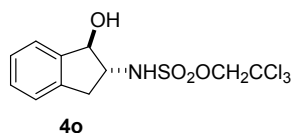
TLC: R_f = 0.45 (Hexane/EtOAc = 3:1) [UV, KMnO_4].

$^1\text{H NMR}$ (400 MHz, CDCl_3) δ 7.58 – 7.52 (m, 1H), 7.28 – 7.22 (m, 2H), 7.18 – 7.10 (m, 1H), 5.35 – 5.32 (m, 1H), 4.64 (s, 2H), 3.64 – 3.28 (m, 2H), 3.00 – 2.73 (m, 2H), 2.49 – 2.24 (m, 1H), 2.05 – 1.93 (m, 2H), 1.92 – 1.85 (m, 1H), 1.84 – 1.80 (m, 1H).

$^{13}\text{C NMR}$ (101 MHz, CDCl_3) δ 138.9, 137.4, 129.2, 128.3, 126.6, 126.2, 93.5, 78.3, 72.2, 52.2, 34.2, 29.4, 20.0.

HRMS (ESI): $\text{C}_{13}\text{H}_{16}^{35}\text{Cl}_3\text{NO}_4\text{S}$ [(M+Na) $^+$]: calcd.: 409.9758; found: 409.9762.

2, 2, 2-Trichloroethyl ((1*RS*, 2*RS*)-1-hydroxy-2, 3-dihydro-1H-inden-2-yl) sulfamate (4o)



A pale yellow oil. 32.2mg, 90% yield. The product contains a mixture of two inseparable diastereoisomers (d.r. \approx 4:1).

TLC: R_f = 0.39 (Hexane/EtOAc = 3:1) [UV, KMnO_4].

The major diastereoisomer:

$^1\text{H NMR}$ (600 MHz, CDCl_3) δ 7.50 (d, J = 7.1 Hz, 1H), 7.32 – 7.27 (m, 3H), 5.11 (*virt. q*, $J \approx$ 7.6 Hz, 1H), 5.07 – 4.98 (m, 1H), 4.70 (s, 2H), 3.05 (ddd, J = 16.0, 8.6, 4.2 Hz, 1H), 2.90 (*virt. dt*, $J \approx$ 15.9, 7.9 Hz, 1H), 2.72 – 2.67 (m, 1H), 2.12 – 2.08 (m, 1H).

$^{13}\text{C NMR}$ (101 MHz, CDCl_3) δ 143.2, 140.8, 128.9, 127.2, 125.1, 124.4, 93.5, 78.2, 60.1, 34.4, 30.0.

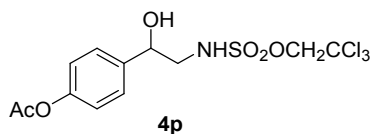
The minor diastereoisomer:

$^1\text{H NMR}$ (600 MHz, CDCl_3) δ 7.66 – 7.54 (m, 0.5H), 7.47 – 7.36 (m, 0.5H), 5.69 (d, J = 9.3 Hz, 0.25H), 5.27 – 5.20 (m, 0.28H), 4.70 (s, 0.5H), 3.71 (q, J = 7.0 Hz, 0.21H), 3.32 – 3.27 (m, 0.21H), 3.18 – 3.13 (m, 0.25H), 2.72 – 2.67 (m, 0.25H).

$^{13}\text{C NMR}$ (101 MHz, CDCl_3) δ 140.3, 134.8, 129.8, 126.7, 124.9, 123.8, 93.4, 78.2, 56.7, 42.7, 36.2, 25.9.

HRMS (ESI): $\text{C}_{11}\text{H}_{12}^{35}\text{Cl}_3\text{NO}_4\text{S}$ [(M+Na) $^+$]: calcd.: 381.9445; found: 381.9439.

4-1-Hydroxy-2-((2, 2, 2-trichloroethoxy) sulfonyl) amino-ethyl phenyl acetate (4p)



A pale yellow oil. 36.5 mg, 90% yield.

TLC: R_f = 0.35 (Hexane/EtOAc = 3:1) [UV, KMnO_4].

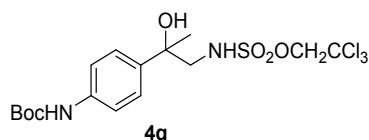
$^1\text{H NMR}$ (400 MHz, CDCl_3) δ 7.41 – 7.37 (m, 2H), 7.13 – 7.09 (m, 2H), 5.60 (dd, J = 8.2, 4.2 Hz, 1H),

5.01 – 4.89 (m, 1H), 4.65 (d, $J = 11.0$ Hz, 1H), 4.62 (d, $J = 11.0$ Hz, 1H), 3.47 (ddd, $J = 13.4, 8.0, 3.7$ Hz, 1H), 3.30 (ddd, $J = 13.4, 8.8, 4.0$ Hz, 1H), 2.80 (br, 1H), 2.33 (s, 3H).

$^{13}\text{C NMR}$ (101 MHz, CDCl_3) δ 169.9, 150.6, 138.1, 127.1, 122.0, 93.4, 78.2, 71.9, 50.5, 21.1.

HRMS (ESI): $\text{C}_{12}\text{H}_{14}^{35}\text{Cl}_3\text{NO}_6\text{S}$ [(M+Na) $^+$]: calcd.: 427.9500; found: 427.9507.

2, 2, 2-Trichloroethyl (2-(4-((tert-butoxycarbonyl) amino) phenyl)-2-hydroxypropyl) sulfamate (4q)



A pale yellow oil. 19.5 mg, 40% yield.

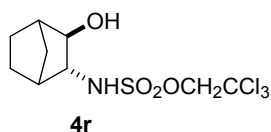
TLC: $R_f = 0.45$ (Hexane/EtOAc = 3:1) [UV, KMnO_4].

$^1\text{H NMR}$ (400 MHz, CDCl_3) δ 7.45 – 7.35 (m, 5H), 6.57 (br, 1H), 5.12 (br, 1H), 4.54 (d, $J = 11.0$ Hz, 1H), 4.39 (d, $J = 11.0$ Hz, 1H), 3.46 (dd, $J = 5.9, 3.2$ Hz, 2H), 2.31 (br, 1H), 1.65 (s, 3H), 1.54 (s, 9H).

$^{13}\text{C NMR}$ (101 MHz, CDCl_3) δ 152.8, 138.8, 137.9, 125.6, 118.8, 93.4, 80.9, 78.2, 73.5, 54.5, 28.3, 27.5.

HRMS (ESI): $\text{C}_{15}\text{H}_{21}^{35}\text{Cl}_3\text{N}_2\text{O}_6\text{S}$ [(M+Na) $^+$]: calcd.: 485.0078; found: 485.0083.

2, 2, 2-Trichloroethyl ((2RS, 3RS)-3-hydroxybicyclo [2.2.1] heptan-2-yl) sulfamate (4r)



A pale yellow oil. 24.6mg, 73% yield.

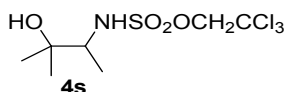
TLC: $R_f = 0.38$ (Hexane/EtOAc = 3:1) [KMnO_4].

$^1\text{H NMR}$ (400 MHz, CDCl_3) δ 6.51 (d, $J = 8.6$ Hz, 1H), 4.72 – 4.58 (m, 2H), 4.11 – 4.01 (m, 1H), 3.66 (*virt. dt*, $J \approx 8.6, 1.5$ Hz, 1H), 2.58 – 2.56 (m, 1H), 2.29 (d, $J = 4.5$ Hz, 1H), 1.93 (dd, $J = 14.1, 6.9$ Hz, 1H), 1.89 – 1.80 (m, 1H), 1.71 – 1.59 (m, 4H), 1.20 – 1.12 (m, 1H), 1.10 – 1.02 (m, 1H).

$^{13}\text{C NMR}$ (101 MHz, CDCl_3) δ 93.7, 78.0, 75.9, 62.9, 45.7, 39.7, 38.7, 25.9, 22.0.

HRMS (ESI): $\text{C}_9\text{H}_{14}^{35}\text{Cl}_3\text{NO}_4\text{S}$ [(M+Na) $^+$]: calcd.: 336.9709; found: 336.9705.

2, 2, 2-Trichloroethyl (3-hydroxy-3-methylbutan-2-yl) sulfamate (4s)



A pale yellow oil. 27.4 mg, 87% yield.

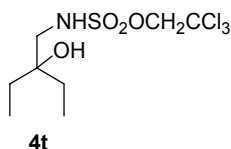
TLC: $R_f = 0.42$ (Hexane/EtOAc = 3:1) [KMnO_4].

$^1\text{H NMR}$ (600 MHz, CDCl_3) δ 5.17 (d, $J = 8.2$ Hz, 1H), 4.68 (d, $J = 11.0$ Hz, 1H), 4.66 (d, $J = 11.0$ Hz, 1H), 3.53 – 3.46 (m, 1H), 1.67 (d, $J = 3.4$ Hz, 2H), 1.37 (s, 3H), 1.35 (d, $J = 7.0$ Hz, 3H), 1.27 (s, 3H).

$^{13}\text{C NMR}$ (151 MHz, CDCl_3) δ 93.6, 78.0, 72.5, 59.3, 27.7, 25.8, 16.2.

HRMS (ESI): $\text{C}_7\text{H}_{14}^{35}\text{Cl}_3\text{NO}_4\text{S}$ [(M+Na) $^+$]: calcd.: 335.9601; found: 335.9605.

2, 2, 2-Trichloroethyl (2-ethyl-2-hydroxybutyl) sulfamate (4t)



A pale yellow oil. 22.4 mg, 69% yield.

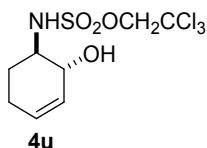
TLC: $R_f = 0.40$ (Hexane/EtOAc = 3:1) [KMnO_4].

$^1\text{H NMR}$ (400 MHz, CDCl_3) δ 5.36 – 5.33 (m, 1H), 4.64 (s, 2H), 3.20 (d, $J = 5.9$ Hz, 2H), 1.68 (br, 1H), 1.63 – 1.50 (m, 4H), 0.90 (t, $J = 7.5$ Hz, 6H).

$^{13}\text{C NMR}$ (101 MHz, CDCl_3) δ 93.5, 78.2, 74.5, 50.3, 28.7, 7.6.

HRMS (ESI): $\text{C}_8\text{H}_{16}^{35}\text{Cl}_3\text{NO}_4\text{S}$ ($\text{M}+\text{Na}$) $^+$: calcd.: 349.9758; found: 349.9760.

2, 2, 2-Trichloroethyl ((1*RS*, 2*RS*)-2-hydroxycyclohex-3-en-1-yl) sulfamate (4u)



A pale yellow oil. 20.2 mg, 62% yield.

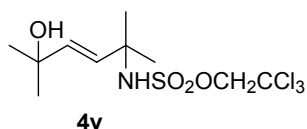
TLC: $R_f = 0.43$ (Hexane/EtOAc = 3:1) [KMnO_4].

$^1\text{H NMR}$ (400 MHz, CDCl_3) δ 5.92 – 5.78 (m, 1H), 5.73 – 5.60 (m, 1H), 5.21 (d, $J = 7.2$ Hz, 1H), 4.73 (d, $J = 11.0$ Hz, 1H), 4.66 (d, $J = 11.0$ Hz, 1H), 4.14 (br, 1H), 3.52 (dtd, $J = 10.7, 7.4, 2.6$ Hz, 1H), 2.34 – 2.13 (m, 4H).

$^{13}\text{C NMR}$ (101 MHz, CDCl_3) δ 130.90, 127.7, 93.4, 78.3, 70.1, 57.9, 26.4, 24.0.

HRMS (ESI): $\text{C}_8\text{H}_{12}^{35}\text{Cl}_3\text{NO}_4\text{S}$ [($\text{M}+\text{Na}$) $^+$]: calcd.: 322.9553; found: 322.9555.

2, 2, 2-Trichloroethyl (*E*)-(5-hydroxy-2, 5-dimethylhex-3-en-2-yl) sulfamate (4v)



A white solid. 23.9 mg, 68% yield.

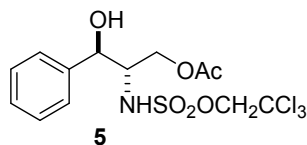
TLC: $R_f = 0.41$ (Hexane/EtOAc = 3:1) [KMnO_4].

$^1\text{H NMR}$ (400 MHz, CDCl_3) δ 5.85 (d, $J = 15.7$ Hz, 1H), 5.79 (d, $J = 15.7$ Hz, 1H), 4.67 (s, 1H), 4.62 (s, 2H), 1.59 (s, 6H), 1.34 (s, 6H).

$^{13}\text{C NMR}$ (101 MHz, CDCl_3) δ 137.2, 131.3, 93.5, 78.2, 70.6, 57.7, 29.8, 27.8.

HRMS (ESI): $\text{C}_{10}\text{H}_{18}^{35}\text{Cl}_3\text{NO}_4\text{S}$ ($\text{M}+\text{Na}$) $^+$: calcd.: 375.9914; found: 375.9921.

(2*SR*, 3*RS*)-3-Hydroxy-3-phenyl-2-((2, 2, 2-trichloroethoxy) sulfonyl) Amino-propyl acetate(5)



A pale yellow oil. 40mg. 90% yield.

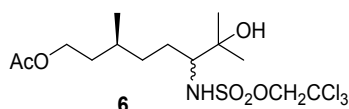
TLC: $R_f = 0.45$ (Hexane/EtOAc = 3:1) [UV, KMnO_4].

$^1\text{H NMR}$ (400 MHz, CDCl_3) δ 7.40 – 7.25 (m, 5H), 5.37 (br, 1H), 5.02 (d, $J = 4.1$ Hz, 1H), 4.49 (d, $J = 10.8$ Hz, 1H), 4.35 (d, $J = 10.8$ Hz, 1H), 4.29 (dd, $J = 11.9, 6.8$ Hz, 1H), 4.03 (dd, $J = 11.9, 4.0$ Hz, 1H), 3.90 (d, $J = 6.8$ Hz, 1H), 2.56 (s, 1H), 1.97 (s, 3H).

$^{13}\text{C NMR}$ (101 MHz, CDCl_3) δ 171.1, 139.2, 129.0, 128.6, 125.9, 100.0, 78.2, 73.7, 61.6, 59.1, 20.8.

HRMS (ESI): $[\text{C}_{13}\text{H}_{16}^{35}\text{Cl}_3\text{NO}_6\text{S} (\text{M}+\text{Na})^+]$: calcd.: 441.9656; found: 441.9659.

(3S)-7-Hydroxy-3, 7-dimethyl-6-((2, 2, 2-trichloroethoxy) sulfonyl) amino) octyl acetate (6)



A yellow oil. 19.9 mg, 41% yield. The product contains a mixture of two inseparable diastereoisomers (d.r. = 1:1)

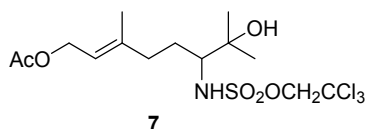
TLC: $R_f = 0.30$ (Hexane/EtOAc = 3:1) [KMnO_4].

$^1\text{H NMR}$ (400 MHz, CDCl_3) δ 5.21 – 5.11 (m, 1H), 4.74 – 4.62 (m, 2H), 4.24 – 4.00 (m, 2H), 3.40 – 3.30 (m, 1H), 2.05 (s, 3H), 1.87 – 1.85 (m, 1H), 1.82 – 1.60 (m, 4H), 1.50 – 1.27 (m, 5H), 1.27 (s, 3H), 0.98 – 0.92 (m, 3H).

$^{13}\text{C NMR}$ (101 MHz, CDCl_3) δ 171.4, 93.6, 78.0, 72.9, 64.7, 64.6, 62.8, 62.7, 35.5, 35.0, 33.4, 33.2, 30.0, 29.8, 28.4, 28.1, 28.0, 27.9, 26.3, 26.2, 21.1, 19.7, 19.2.

HRMS (ESI): $\text{C}_{14}\text{H}_{26}^{35}\text{Cl}_3\text{NO}_6\text{S} (\text{M}+\text{Na})^+$: calcd.: 464.0439; found: 464.0442.

(E)-7-Hydroxy-3, 7-dimethyl-6-((2, 2, 2-trichloroethoxy) sulfonyl) Amino oct-2-en-1-yl acetate (7)



A pale yellow oil. 25.5 mg, 55% yield.

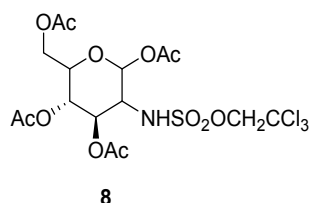
TLC: $R_f = 0.39$ (Hexane/EtOAc = 3:1) [KMnO_4].

$^1\text{H NMR}$ (400 MHz, CDCl_3) δ 5.39 (t, $J = 7.3$ Hz, 1H), 5.29 (d, $J = 8.8$ Hz, 1H), 4.69 (s, 2H), 4.59 (d, $J = 7.3$ Hz, 2H), 3.36 (td, $J = 9.6, 3.0$ Hz, 1H), 2.43 – 2.35 (m, 1H), 2.25 – 2.08 (m, 2H), 2.06 (s, 3H), 1.92 – 1.83 (m, 1H), 1.72 (s, 3H), 1.62 – 1.49 (m, 1H), 1.35 (s, 3H), 1.27 (s, 3H).

$^{13}\text{C NMR}$ (101 MHz, CDCl_3) δ 171.3, 141.2, 118.9, 93.6, 78.1, 72.9, 64.1, 61.4, 35.9, 28.9, 27.9, 26.3, 21.1, 16.8.

HRMS (ESI): $\text{C}_{14}\text{H}_{24}^{35}\text{Cl}_3\text{NO}_6\text{S} (\text{M}+\text{Na})^+$: calcd.: 462.0282; found: 462.0286.

(4R, 5S)-6-Acetoxyethyl-3-((2, 2, 2-trichloroethoxy) sulfonyl) Amino-Tetrahydro-2H-pyran-2, 4, 5-triyl triacetate (8)



A pale yellow oil. 32.2 mg. 58% yield.

TLC: R_f = 0.42 (Hexane/EtOAc = 1:1) [KMnO_4].

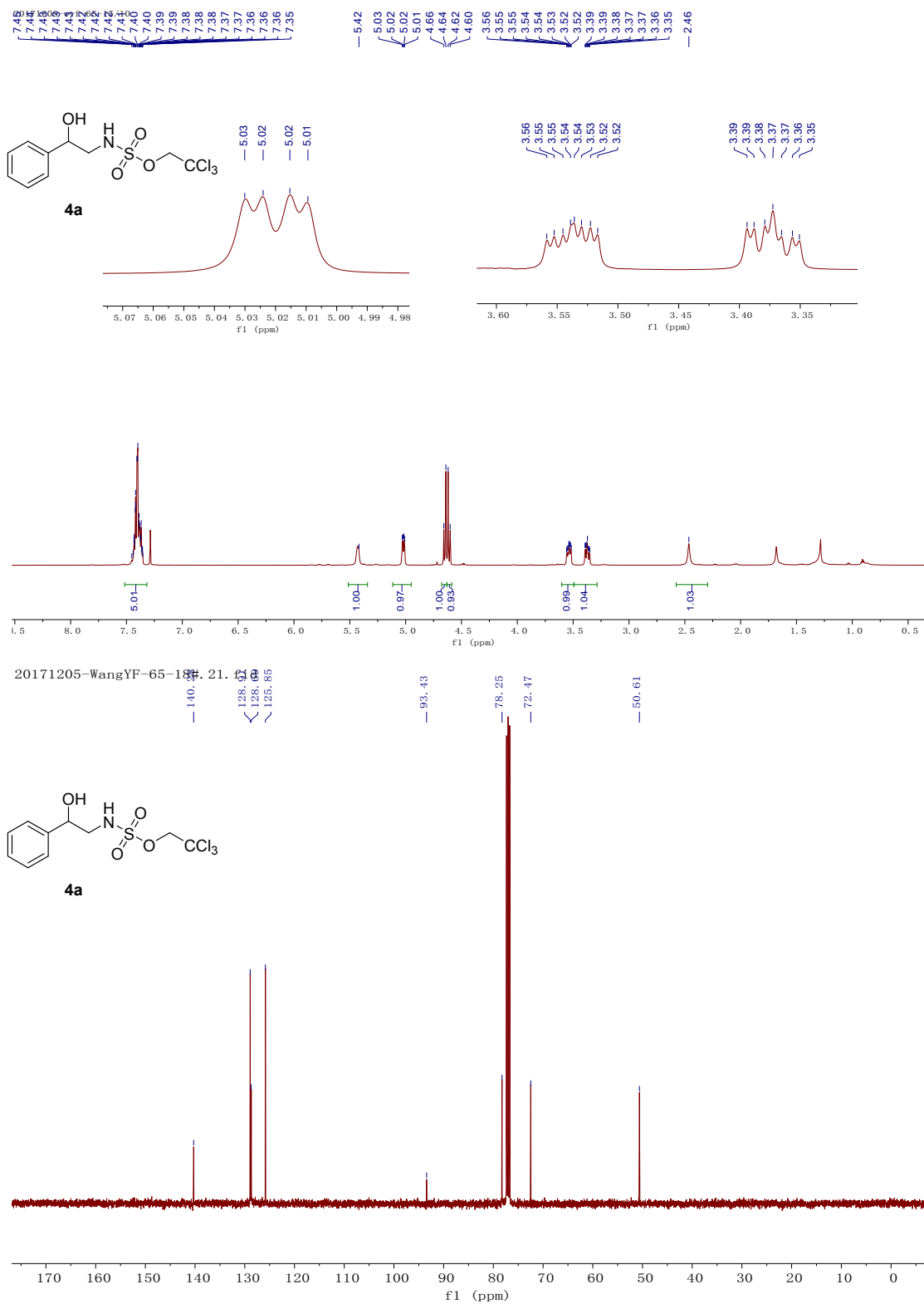
$^1\text{H NMR}$ (400 MHz, CDCl_3) δ 6.03 (s, 1H), 5.65 (d, J = 8.5 Hz, 1H), 5.15 (t, J = 9.8 Hz, 1H), 5.04 (t, J = 9.7 Hz, 1H), 4.56 (m, 2H), 4.22 (dd, J = 12.6, 4.5 Hz, 1H), 4.05 (dd, J = 12.5, 2.1 Hz, 1H), 3.81 (ddd, J = 10.1, 4.5, 2.2 Hz, 1H), 3.70 (q, J = 10.1 Hz, 1H), 2.15 (s, 3H), 2.08 (s, 3H), 2.03 (s, 3H), 1.99 (s, 3H).

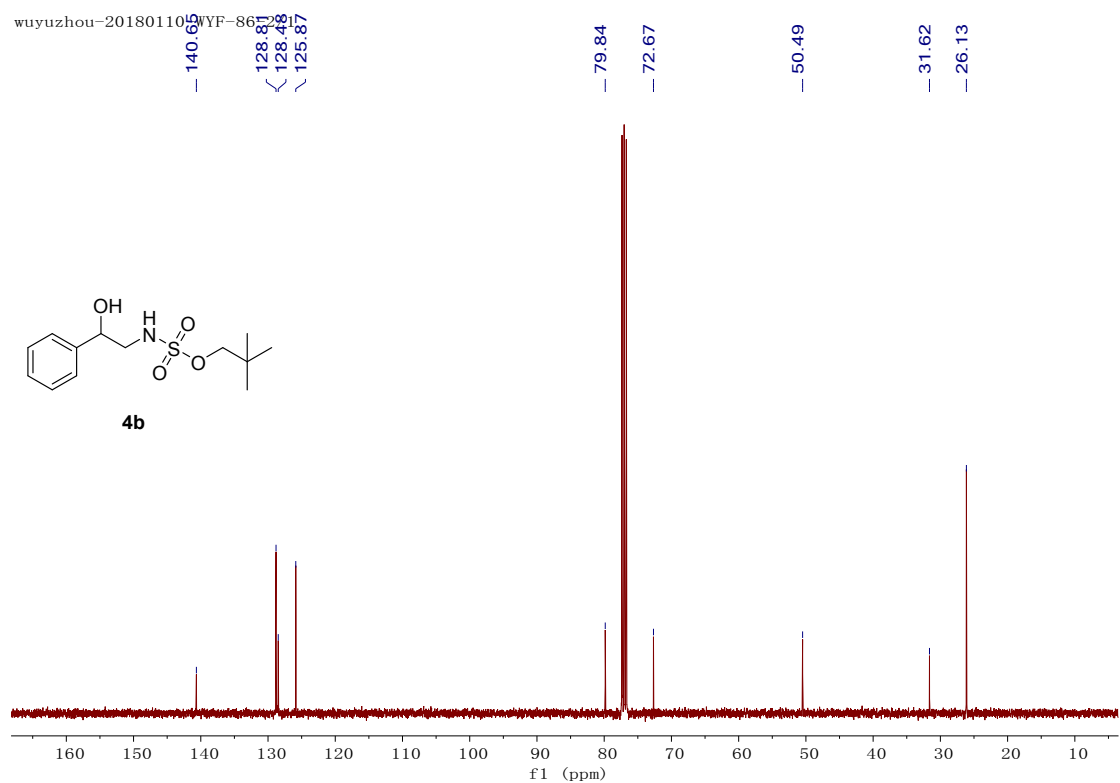
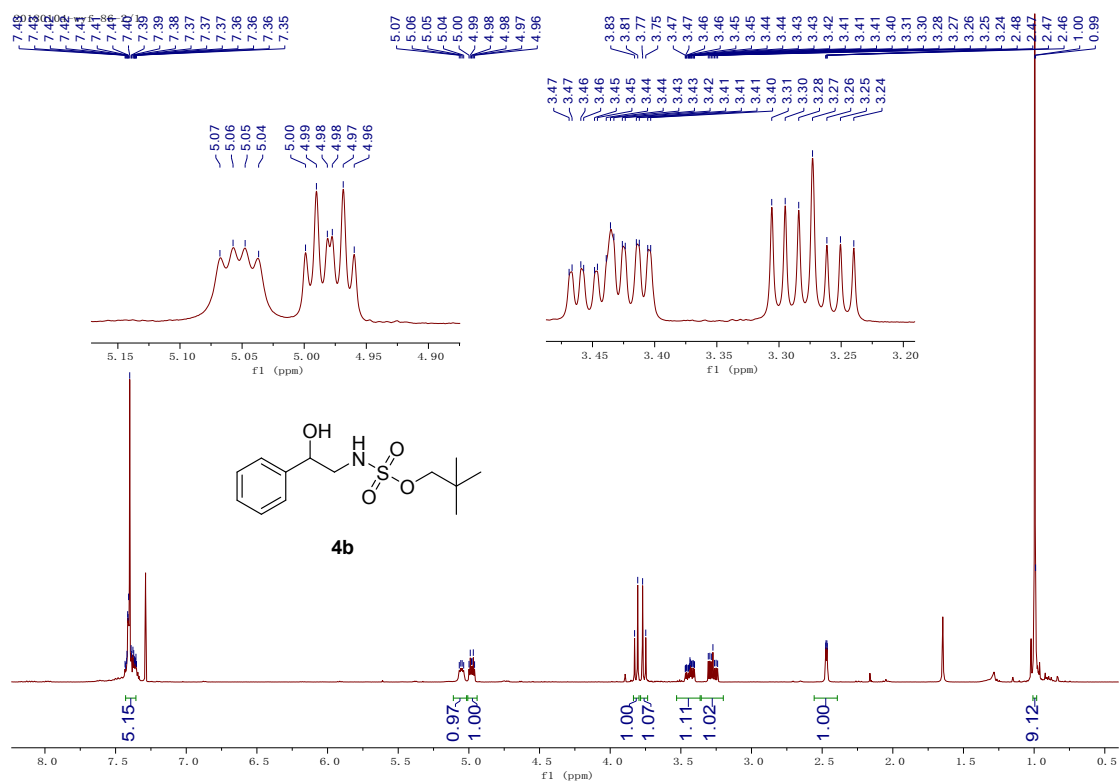
The spectra data are matched with those reported.³

Reference:

1. C. G. Espino, K. W. Fiori, M. Kim, J. Du Bois, *J. Am. Chem. Soc.*, 2004, **126**, 15378.
2. K. W. Fiori, J. Du Bois, *J. Am. Chem. Soc.*, 2007, **129**, 562.
3. K. Guthikonda, P. M. When, B. J. Caliendo, J. Du Bois, *Tetrahedron*, 2006, **62**, 11331.

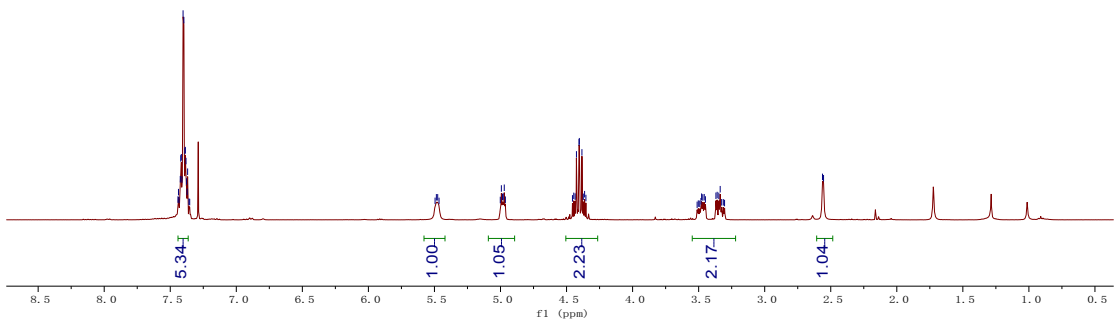
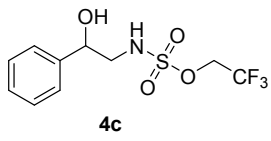
E.¹H and ¹³C NMR Spectra Data of All Products





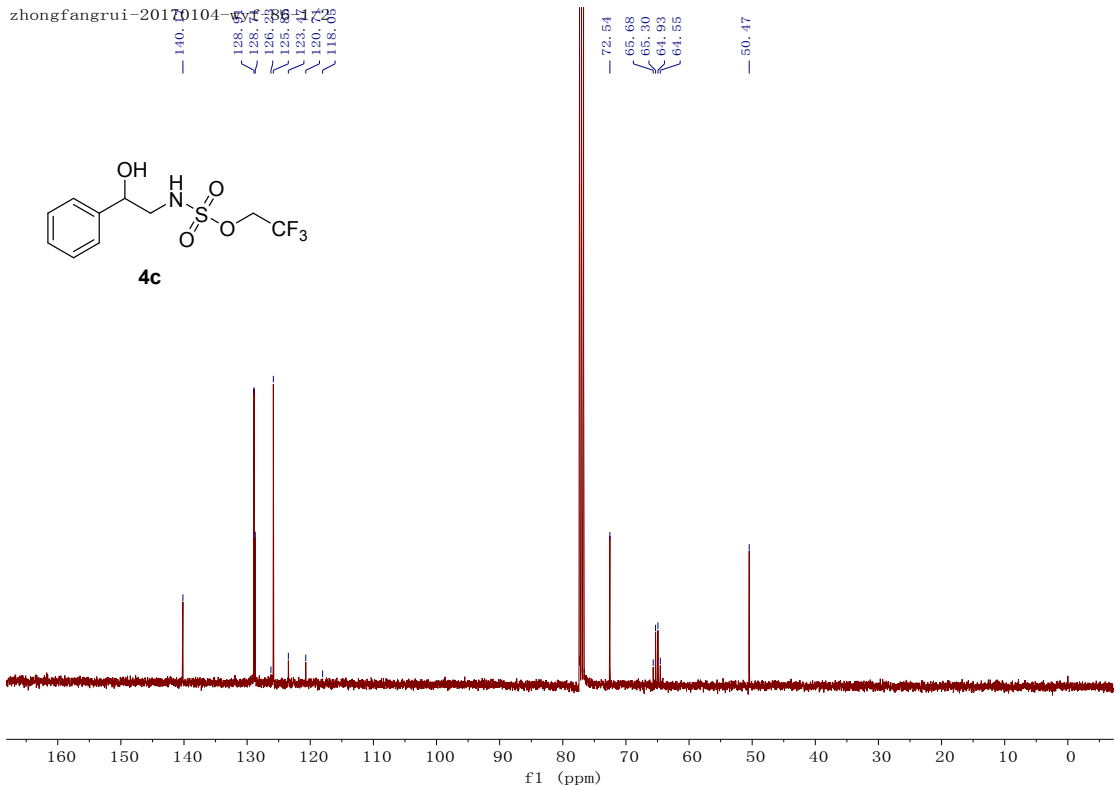
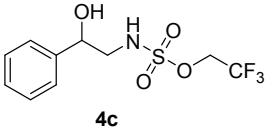
zhongfangrui-20170104-36161

7.50, 7.49, 7.48, 7.47, 7.46, 7.45, 7.44, 7.43, 7.42, 7.41, 7.40, 7.39, 7.38, 7.37, 7.36, 7.35, 5.50, 5.49, 5.48, 5.47, 5.00, 4.99, 4.98, 4.97, 4.96, 4.95, 4.94, 4.93, 4.92, 4.91, 4.90, 4.89, 4.88, 4.87, 4.86, 4.85, 4.84, 4.83, 4.82, 4.81, 4.80, 4.79, 4.78, 4.77, 4.76, 4.75, 4.74, 4.73, 4.72, 4.71, 4.70, 4.69, 4.68, 4.67, 4.66, 4.65, 4.64, 4.63, 4.62, 4.61, 4.60, 4.59, 4.58, 4.57, 4.56, 4.55, 4.54, 4.53, 4.52, 4.51, 4.50, 4.49, 4.48, 4.47, 4.46, 4.45, 4.44, 4.43, 4.42, 4.41, 4.40, 4.39, 4.38, 4.37, 4.36, 4.35, 4.34, 4.33, 4.32, 4.31, 4.30, 4.29, 4.28, 4.27, 4.26, 4.25, 4.24, 4.23, 4.22, 4.21, 4.20, 4.19, 4.18, 4.17, 4.16, 4.15, 4.14, 4.13, 4.12, 4.11, 4.10, 4.09, 4.08, 4.07, 4.06, 4.05, 4.04, 4.03, 4.02, 4.01, 4.00, 3.99, 3.98, 3.97, 3.96, 3.95, 3.94, 3.93, 3.92, 3.91, 3.90, 3.89, 3.88, 3.87, 3.86, 3.85, 3.84, 3.83, 3.82, 3.81, 3.80, 3.79, 3.78, 3.77, 3.76, 3.75, 3.74, 3.73, 3.72, 3.71, 3.70, 3.69, 3.68, 3.67, 3.66, 3.65, 3.64, 3.63, 3.62, 3.61, 3.60, 3.59, 3.58, 3.57, 3.56, 3.55, 3.54, 3.53, 3.52, 3.51, 3.50, 3.49, 3.48, 3.47, 3.46, 3.45, 3.44, 3.43, 3.42, 3.41, 3.40, 3.39, 3.38, 3.37, 3.36, 3.35, 3.34, 3.33, 3.32, 3.31, 3.30, 3.29, 3.28, 3.27, 3.26, 3.25, 3.24, 3.23, 3.22, 3.21, 3.20, 3.19, 3.18, 3.17, 3.16, 3.15, 3.14, 3.13, 3.12, 3.11, 3.10, 3.09, 3.08, 3.07, 3.06, 3.05, 3.04, 3.03, 3.02, 3.01, 3.00, 2.99, 2.98, 2.97, 2.96, 2.95, 2.94, 2.93, 2.92, 2.91, 2.90, 2.89, 2.88, 2.87, 2.86, 2.85, 2.84, 2.83, 2.82, 2.81, 2.80, 2.79, 2.78, 2.77, 2.76, 2.75, 2.74, 2.73, 2.72, 2.71, 2.70, 2.69, 2.68, 2.67, 2.66, 2.65, 2.64, 2.63, 2.62, 2.61, 2.60, 2.59, 2.58, 2.57, 2.56, 2.55

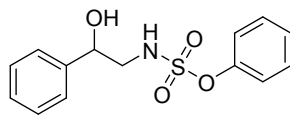


zhongfangrui-20170104-36161

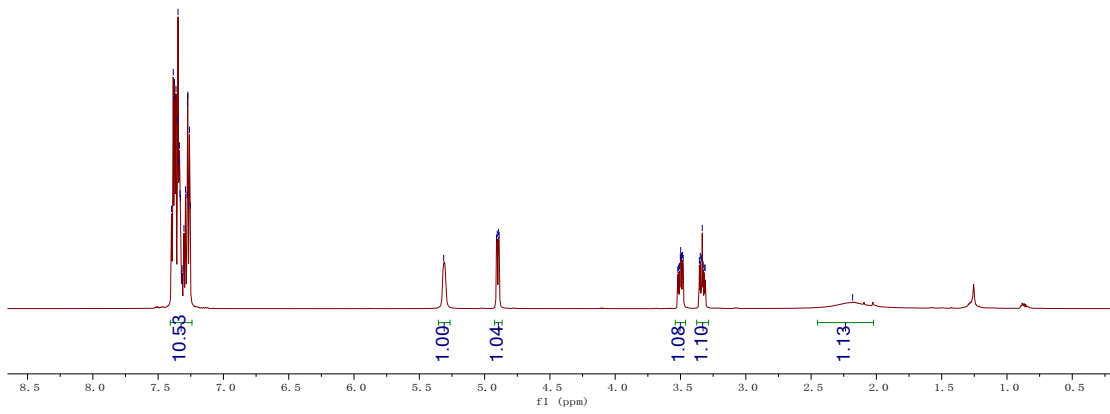
140.0, 128.97, 128.74, 128.38, 126.28, 125.86, 123.47, 120.72, 118.05, 72.54, 65.68, 65.30, 64.93, 64.55, 50.47



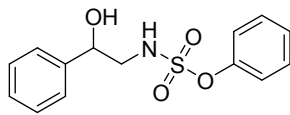
zhongfang
syf-361p



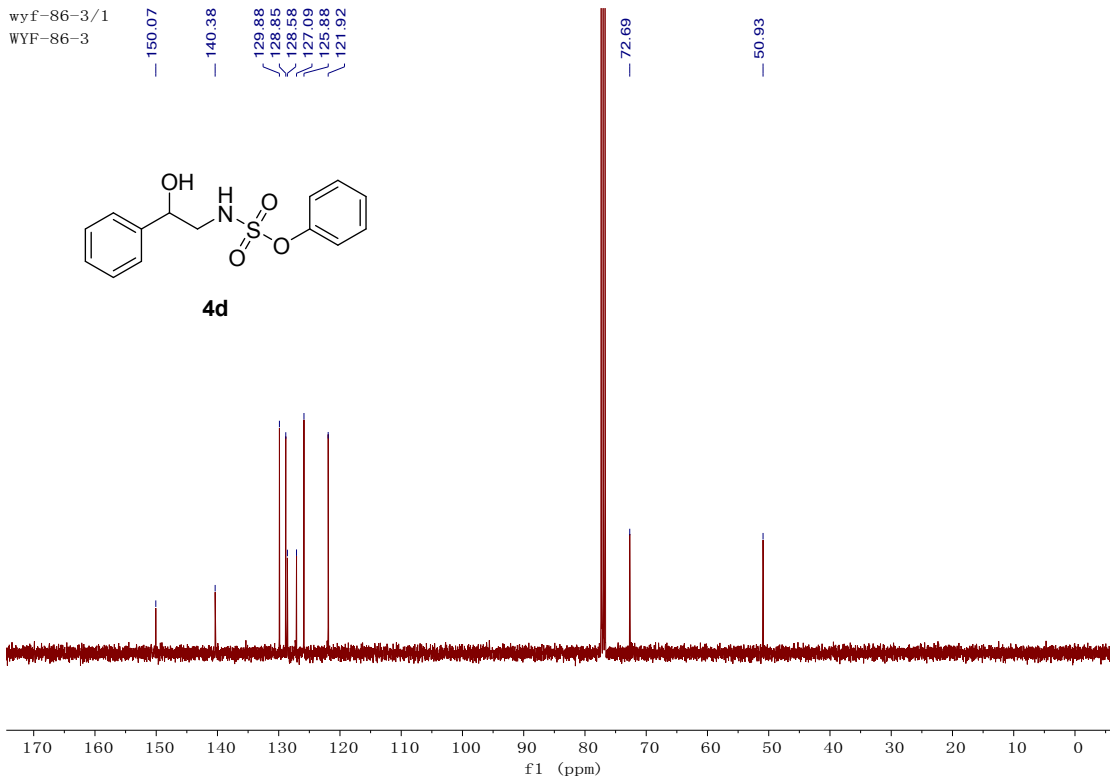
4d



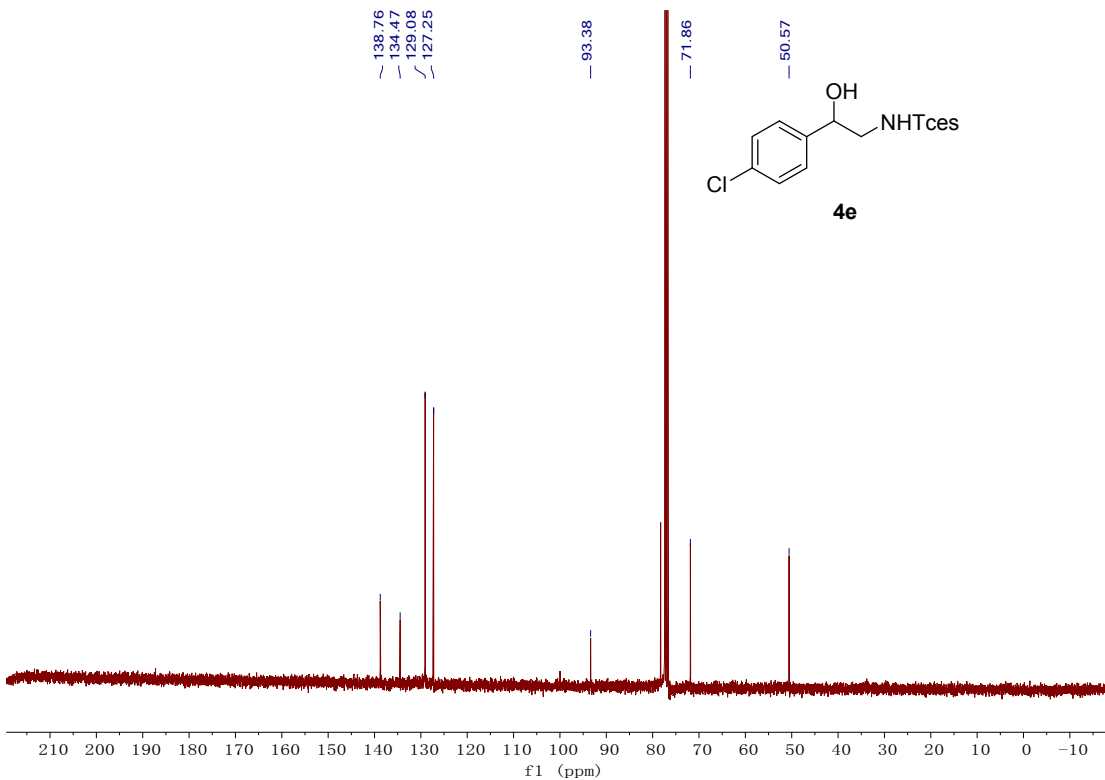
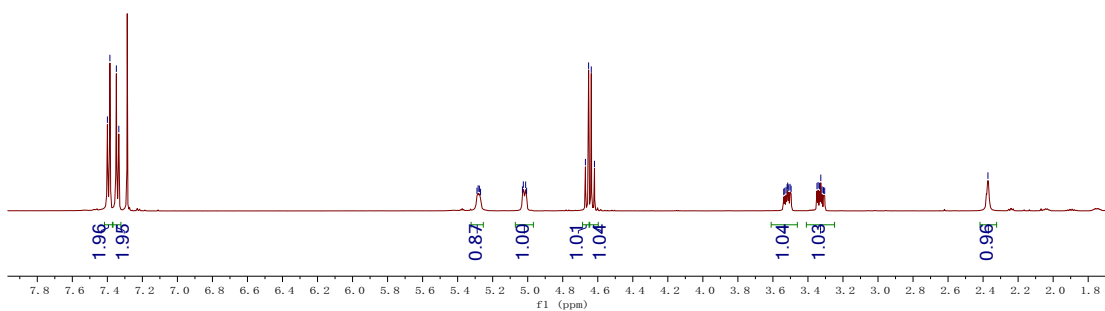
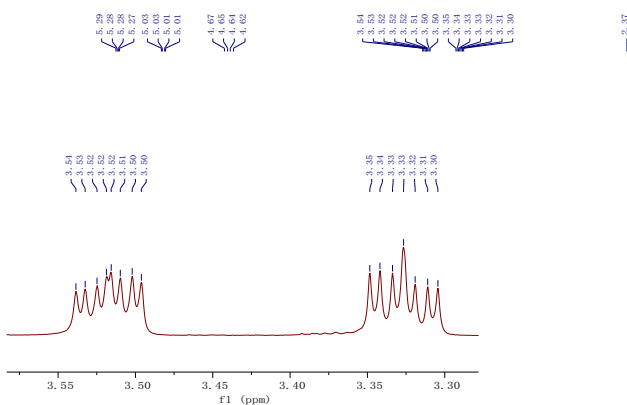
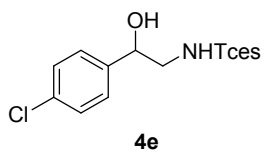
wyf-86-3/1
WYF-86-3



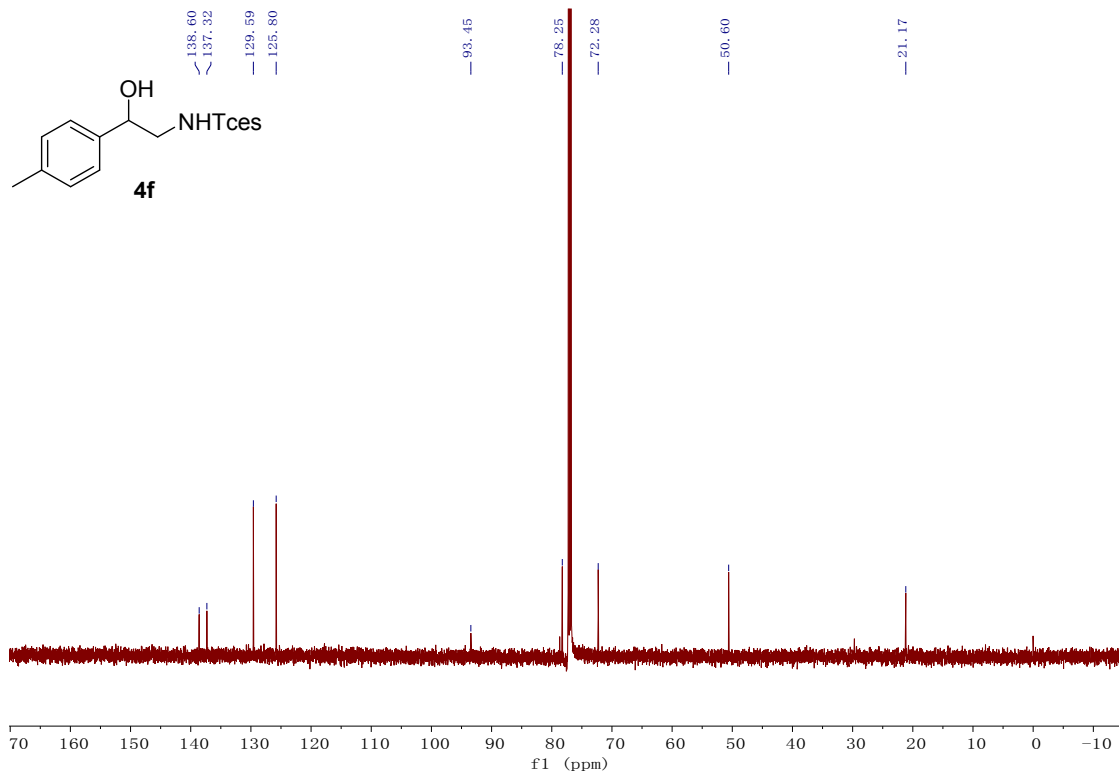
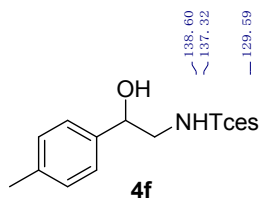
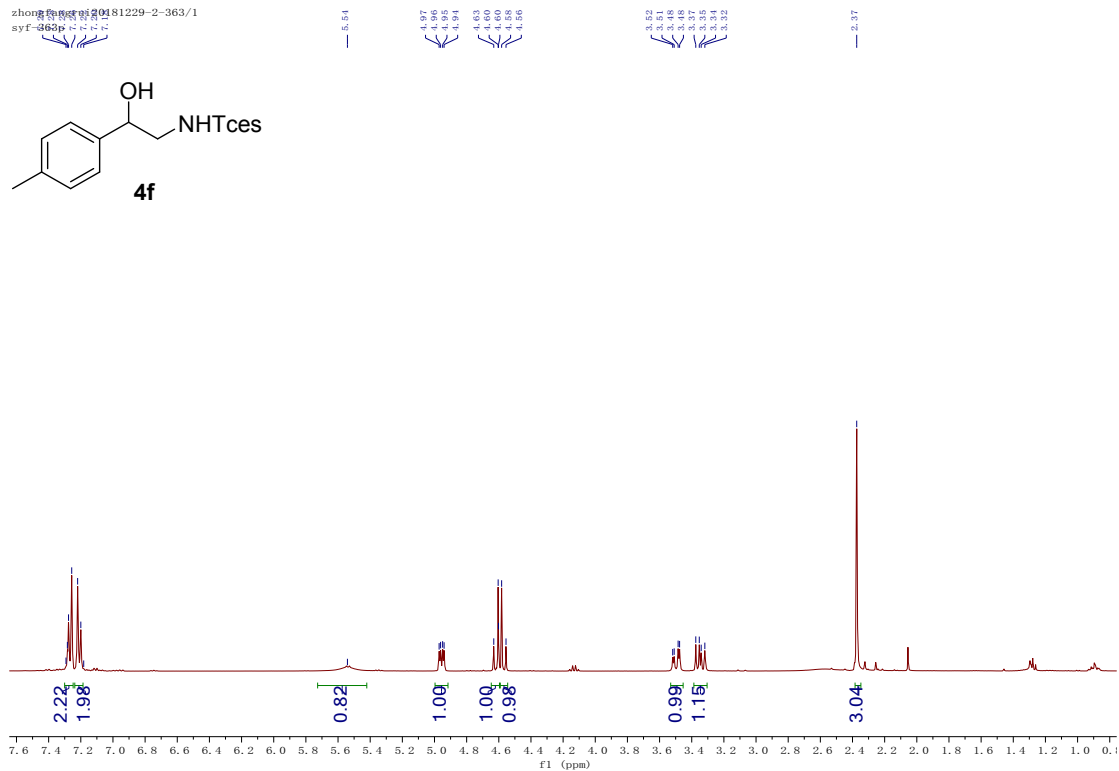
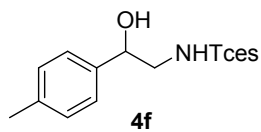
4d



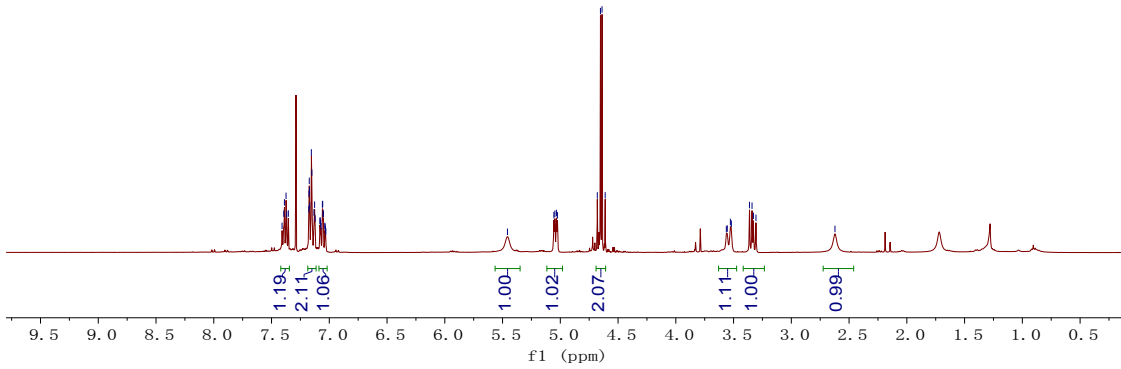
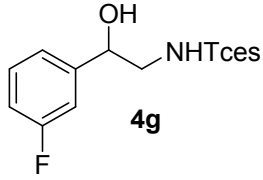
zhongfangrui 2019102-3-366p/10
syf-366p



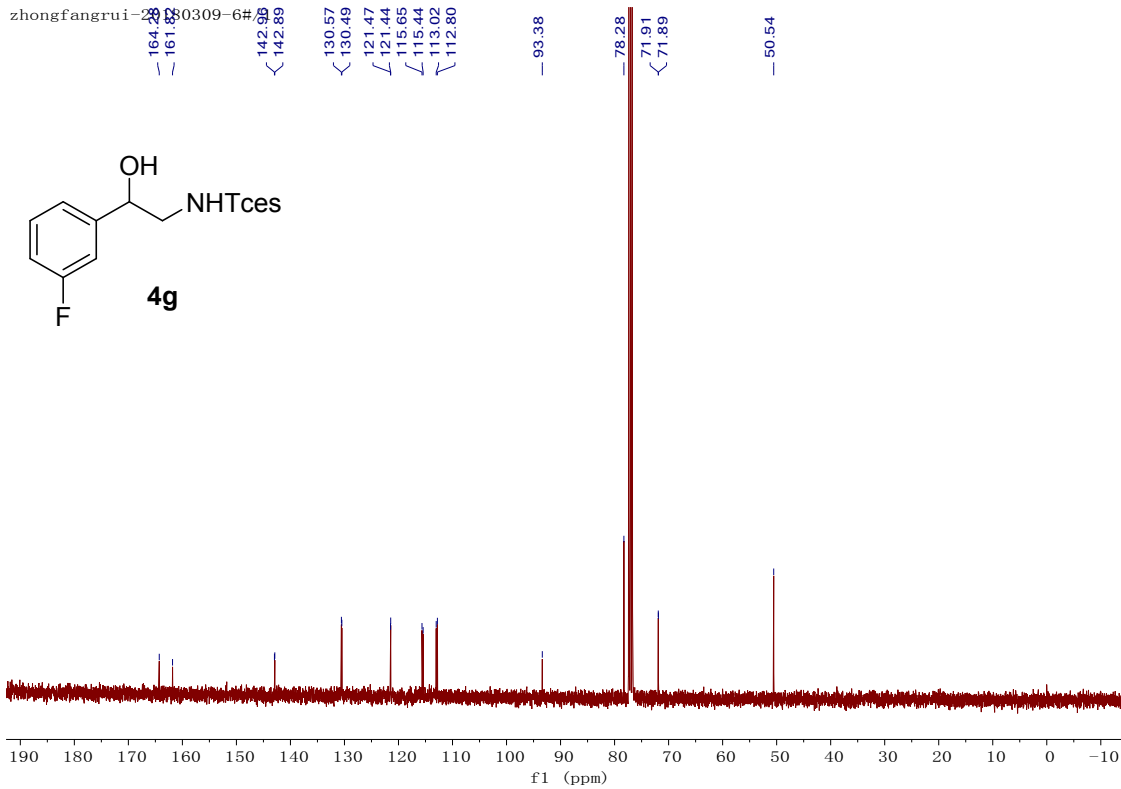
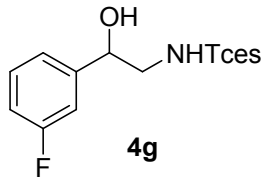
zhongguo yaoxue 20181229-2-363/1
syf-363



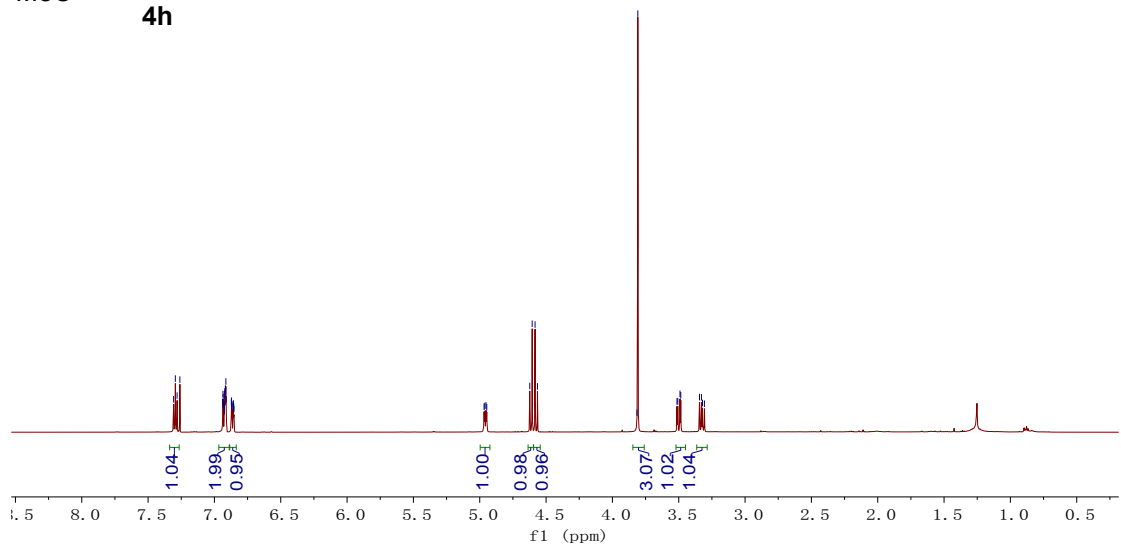
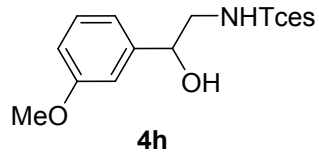
zhongfangrui-20180307-16/1
 7.72, 7.71, 7.70, 7.69, 7.68, 7.67, 7.66, 7.65, 7.64, 7.63, 7.62, 7.61, 7.60, 7.59, 7.58, 7.57, 7.56, 7.55, 7.54, 7.53, 7.52, 7.51, 7.50, 7.49, 7.48, 7.47, 7.46, 7.45, 7.44, 7.43, 7.42, 7.41, 7.40, 7.39, 7.38, 7.37, 7.36, 7.35, 7.34, 7.33, 7.32, 7.31, 7.30, 7.29, 7.28, 7.27, 7.26, 7.25, 7.24, 7.23, 7.22, 7.21, 7.20, 7.19, 7.18, 7.17, 7.16, 7.15, 7.14, 7.13, 7.12, 7.11, 7.10, 7.09, 7.08, 7.07, 7.06, 7.05, 7.04, 7.03, 7.02, 7.01, 7.00, 5.46, 5.06, 5.05, 5.03, 5.02, 4.68, 4.64, 4.61, 3.56, 3.55, 3.53, 3.52, 3.36, 3.34, 3.33, 3.31, -2.62



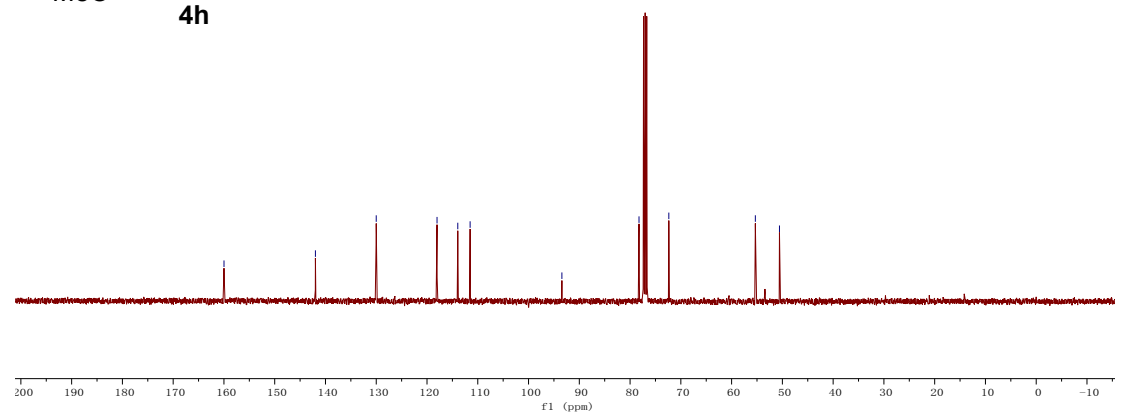
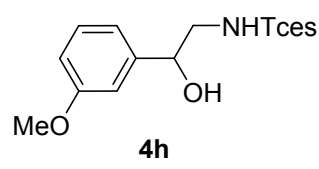
zhongfangrui-20180309-6#88
 164.28, 161.88, 142.89, 142.89, 130.57, 130.49, 121.47, 121.44, 115.65, 115.44, 113.02, 112.80, 93.38, 78.28, 71.91, 71.89, 50.54



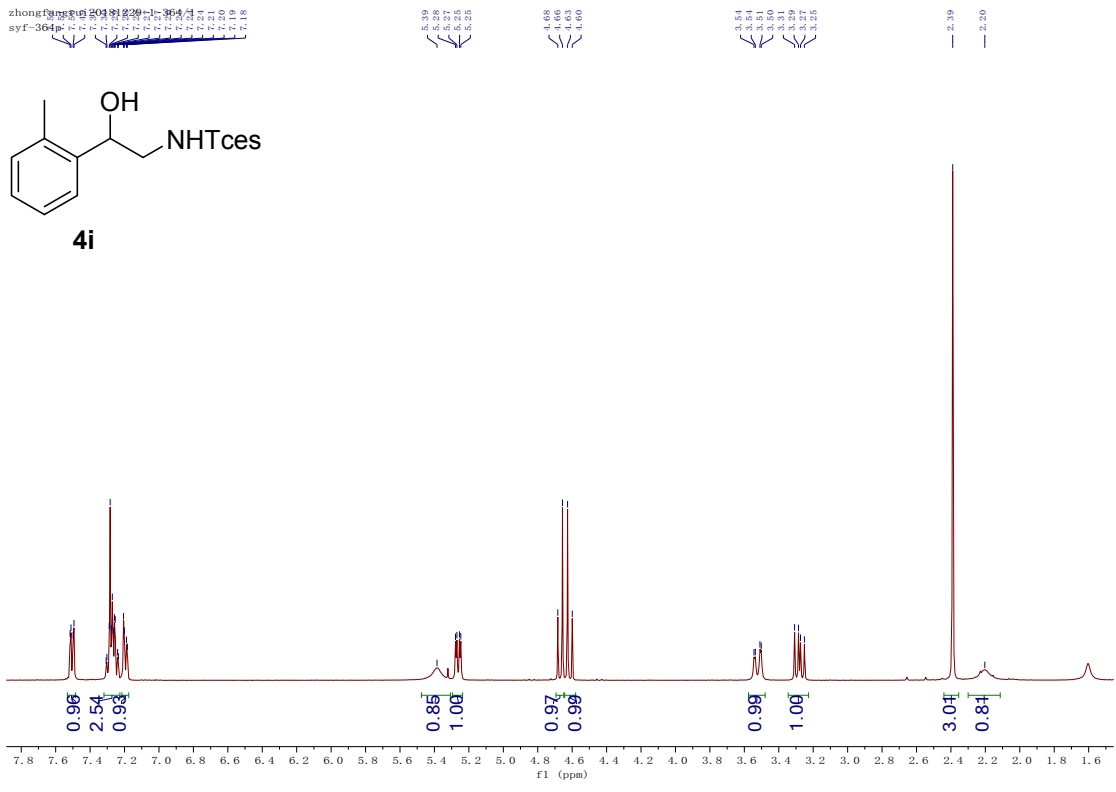
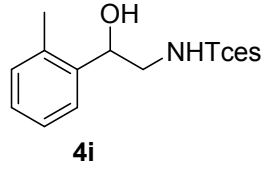
201-528-201-5p#. 21. fid
 SYF-238F



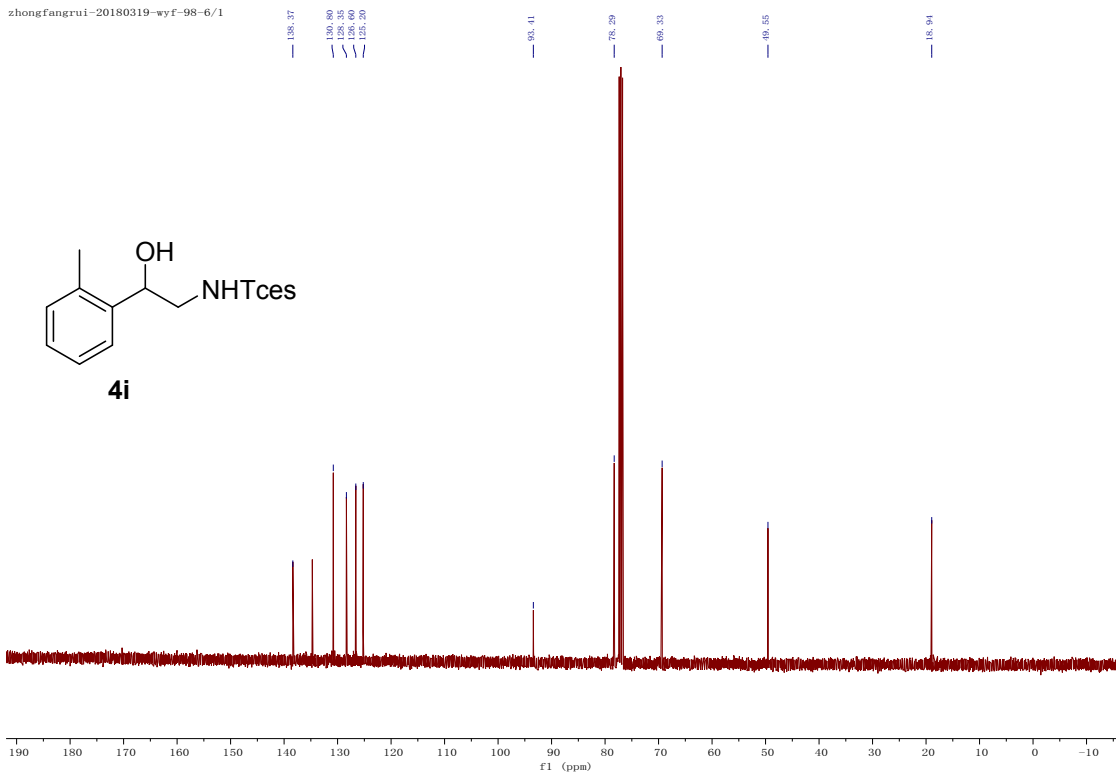
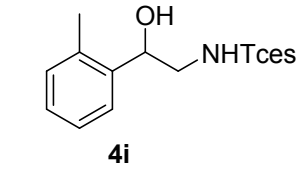
20180628-ShiYF-201-5p#. 21. fid



zhongfangrui-20180319-wyF-364-1
syf-364-1



zhongfangrui-20180319-wyF-98-6/1



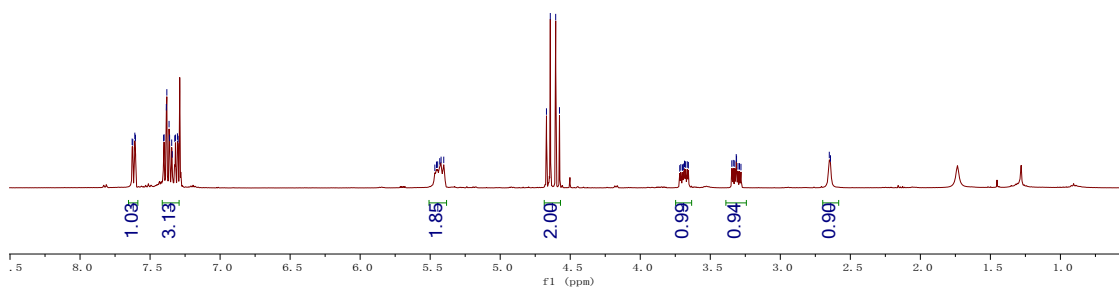
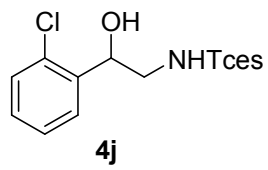
zhongfangrui-20180326-wyf-98-8/1

4.47
4.47
4.46
4.45
4.43
4.40

4.07
4.07
4.00
4.58

3.72
3.71
3.70
3.69
3.68
3.66
3.35
3.34
3.31
3.30
3.29
3.28

2.05
2.01



zhongfangrui-20180327-wyf-98-8/1

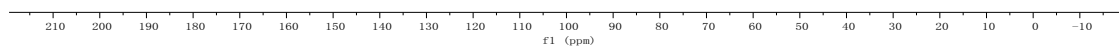
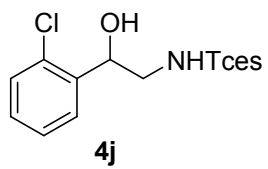
137.64
136.84
133.75
128.60
127.27

69.35

78.35

69.26

68.77



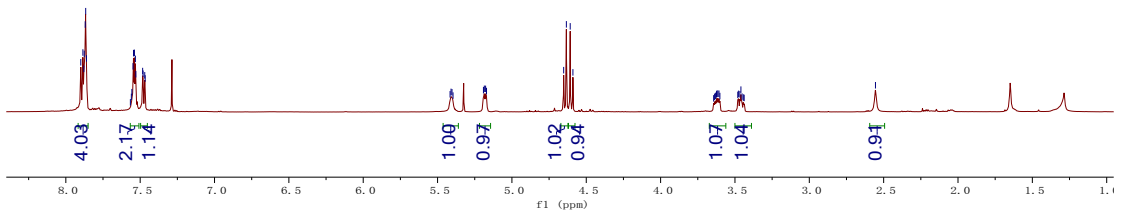
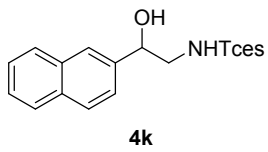
zhongfangrui-20180307-wyF-87-12/2
syf-367

4.82
4.81
4.80
4.79
4.78
4.77

4.65
4.63
4.61

3.61
3.60
3.59
3.58
3.57
3.56
3.55
3.54

2.95



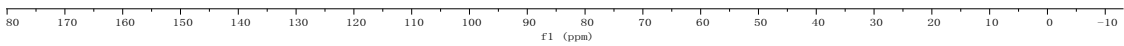
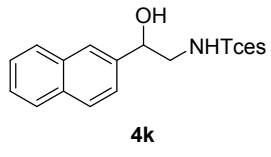
zhongfangrui-20180307-wyF-87-12/2

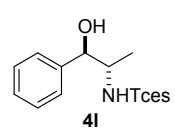
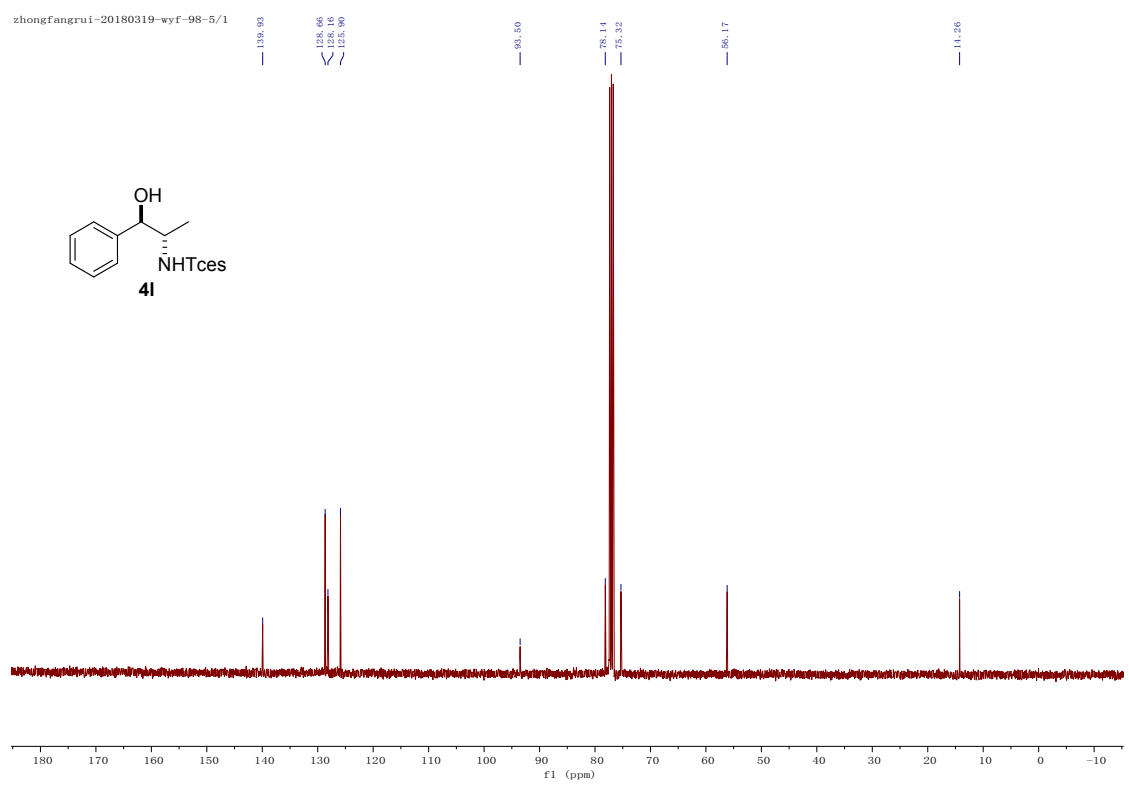
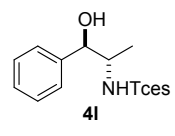
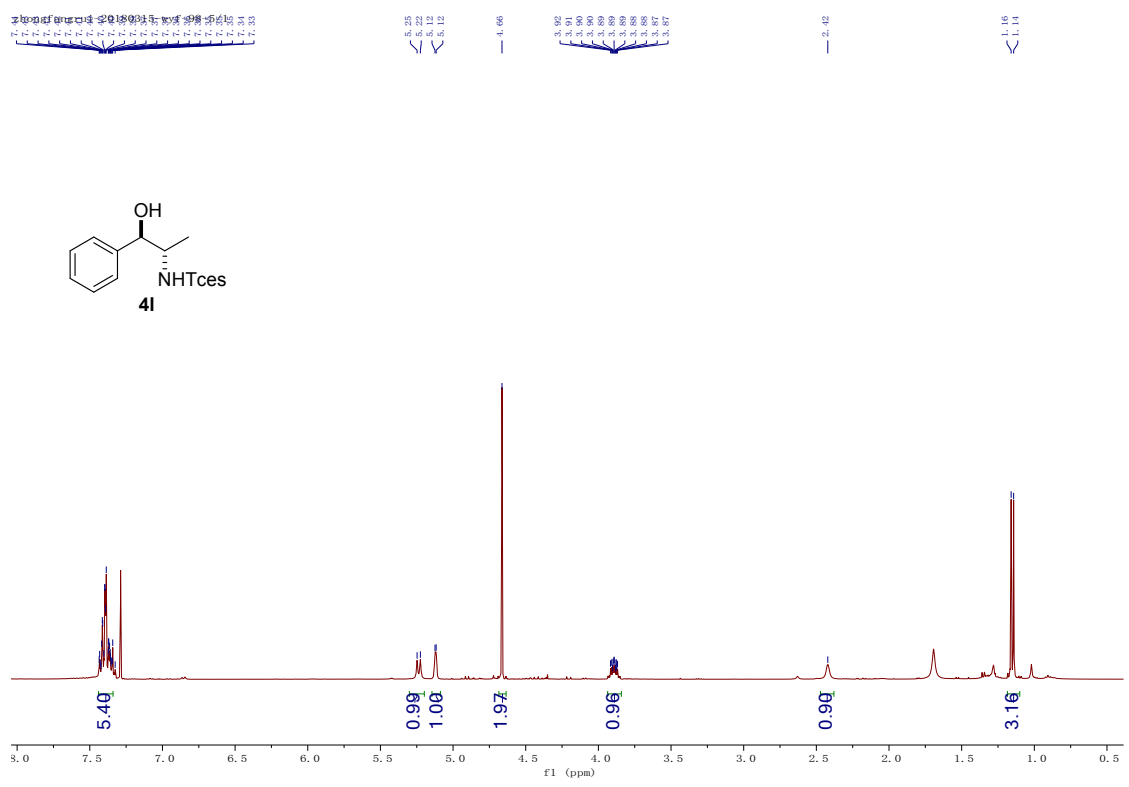
137.60
133.34
133.16
128.79
128.01
127.80
126.52
126.04
123.36

95.40

78.26
72.58

50.57





20180525-ShiYF-181#3-3
7.74, 7.73, 7.72, 7.71, 7.70, 7.69, 7.68, 7.67, 7.66, 7.65, 7.64, 7.63, 7.62, 7.61, 7.60, 7.59, 7.58, 7.57, 7.56, 7.55, 7.54, 7.53, 7.52, 7.51, 7.50, 7.49, 7.48, 7.47, 7.46, 7.45, 7.44, 7.43, 7.42, 7.41, 7.40, 7.39, 7.38, 7.37, 7.36, 7.35, 7.34, 7.33, 7.32, 7.31, 7.30, 7.29, 7.28

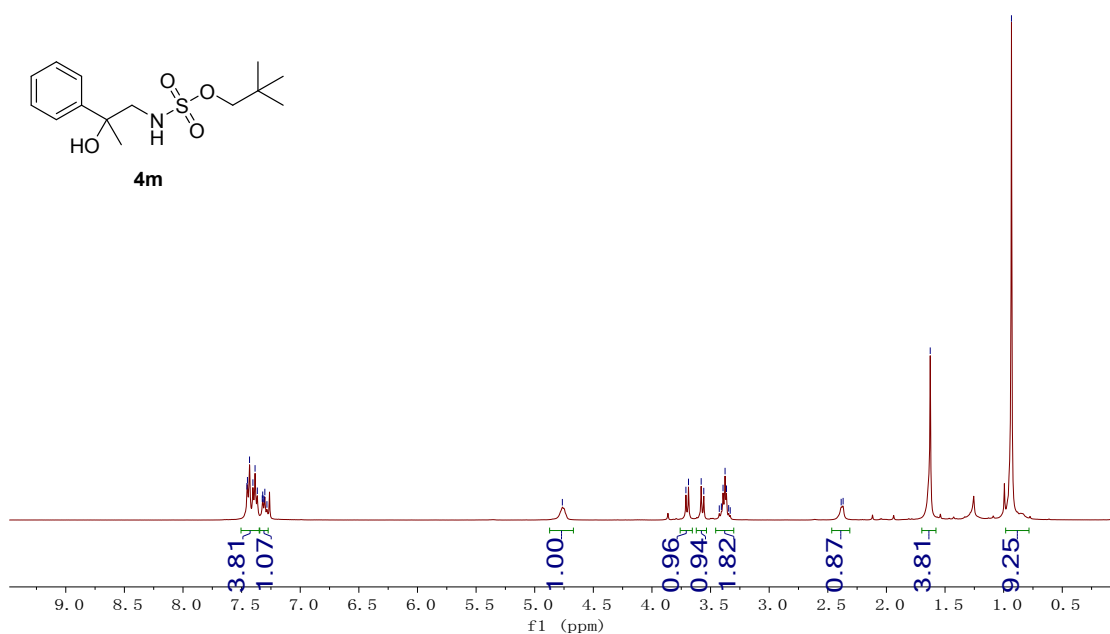
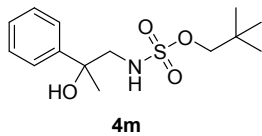
4.76

3.71, 3.69, 3.58, 3.56, 3.43, 3.41, 3.39, 3.38, 3.36, 3.35, 3.33

2.39, 2.37

1.63

0.93



181C/10
syf-181-3

144.57

128.67

127.60

124.84

79.74

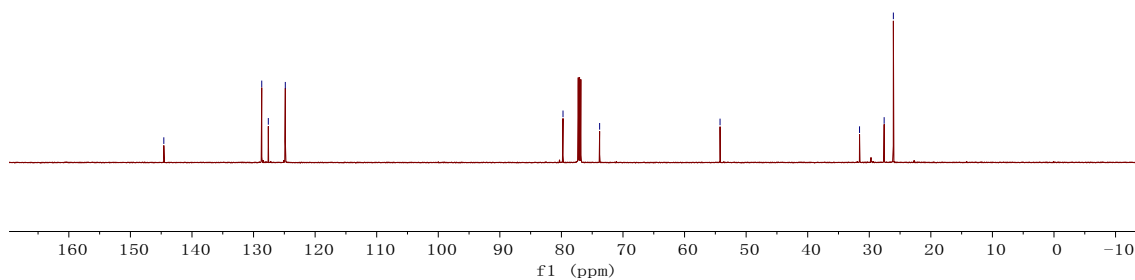
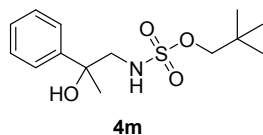
73.79

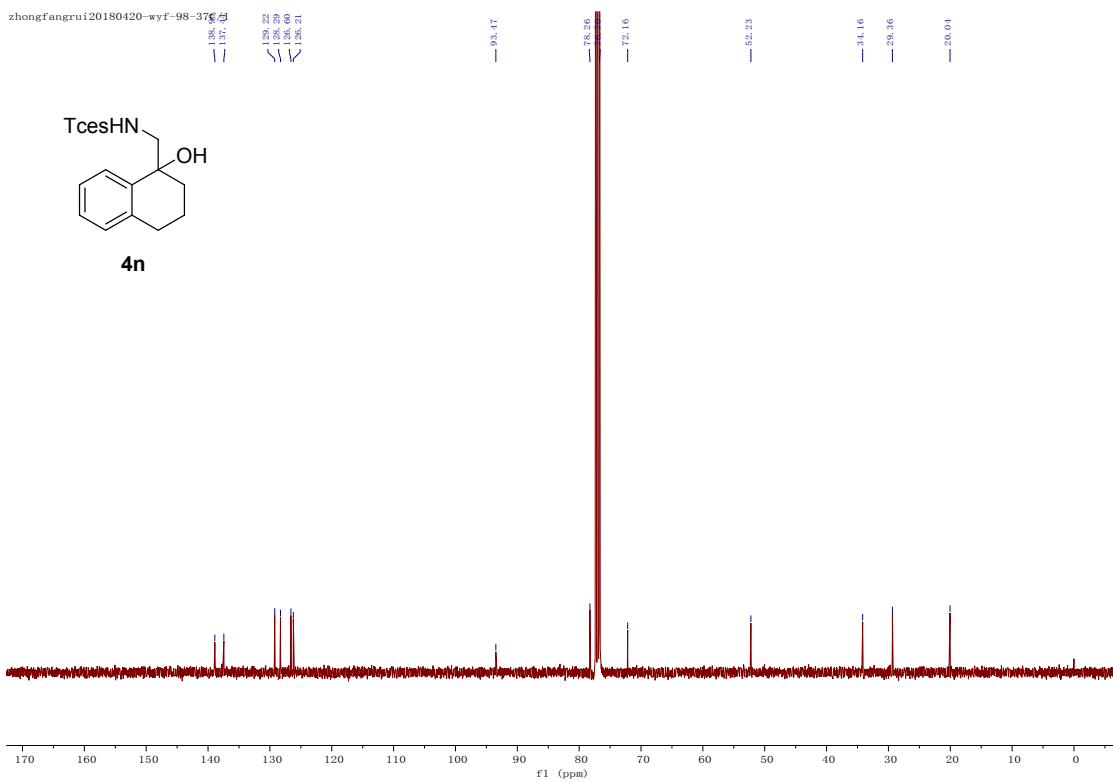
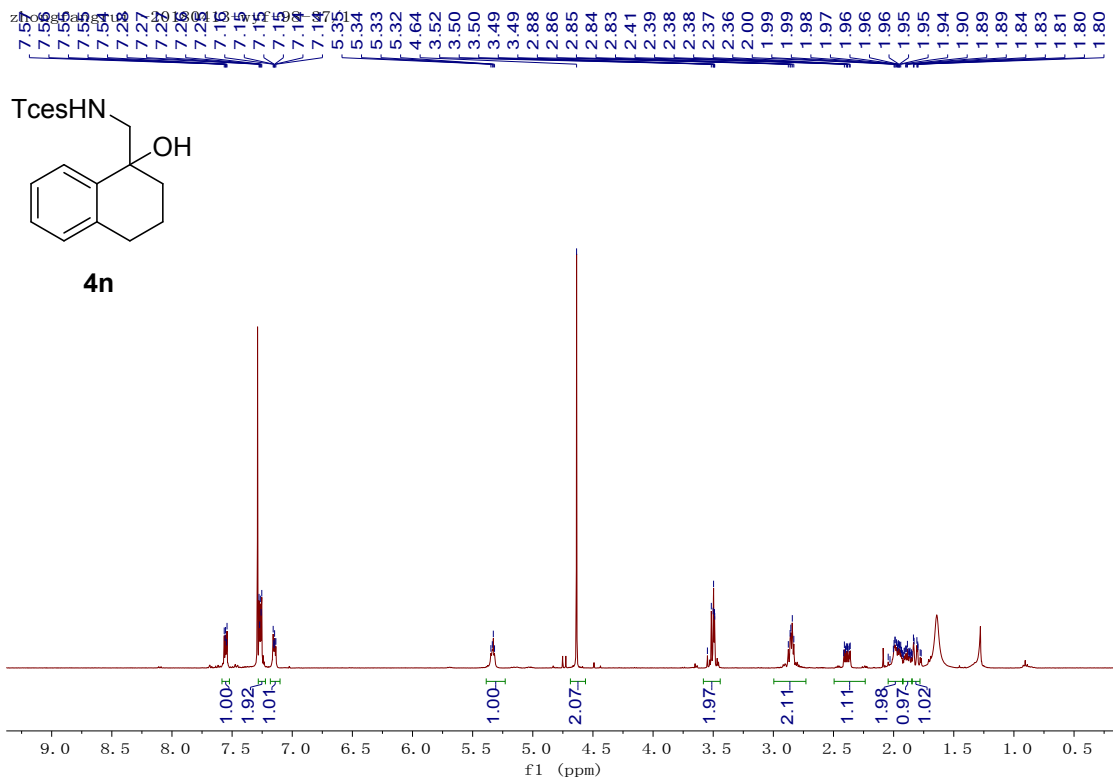
54.24

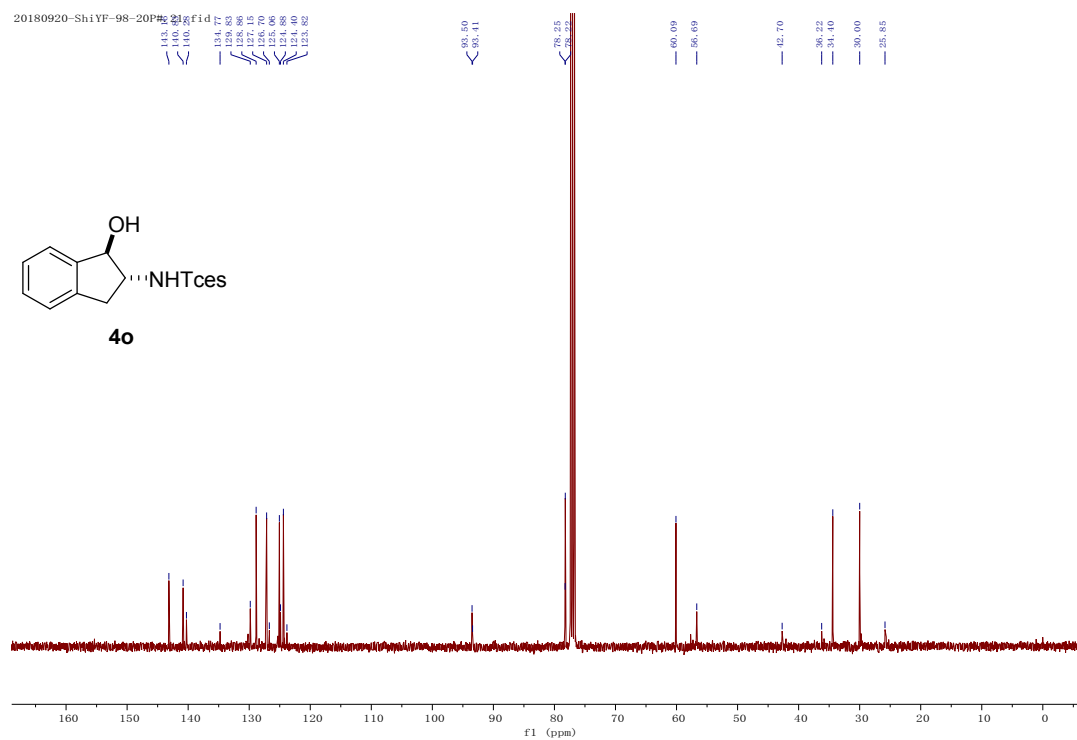
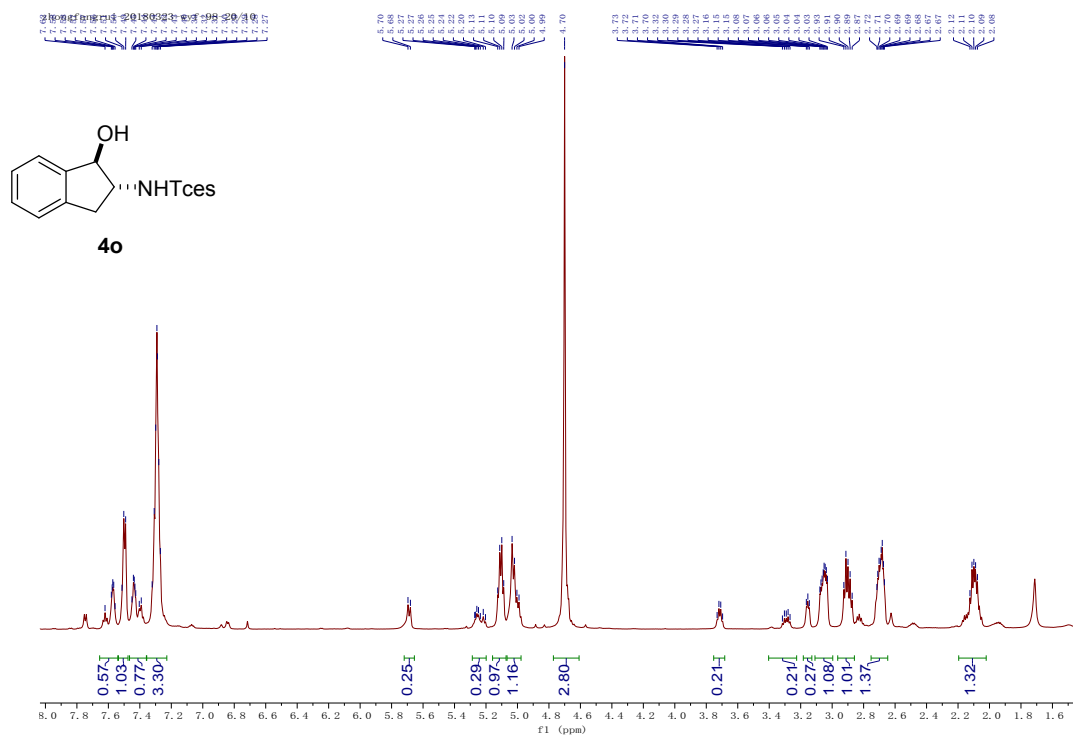
31.58

27.58

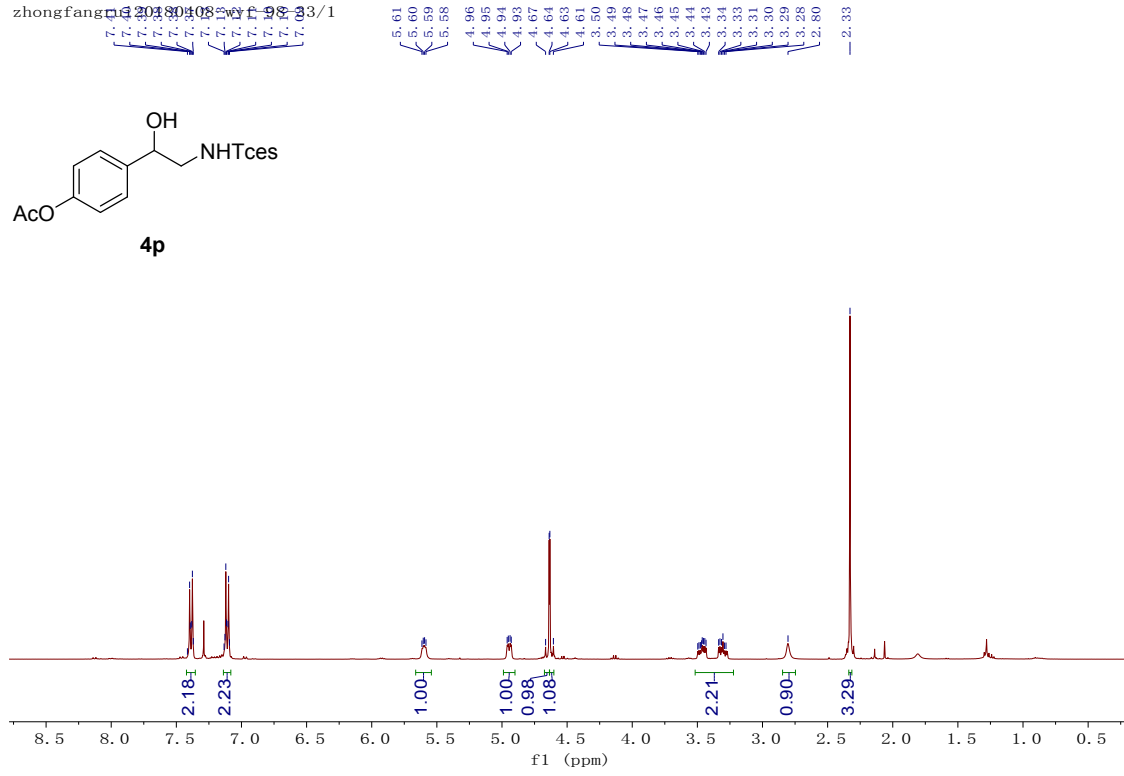
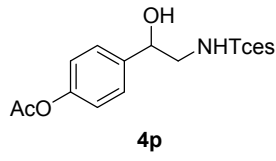
26.09



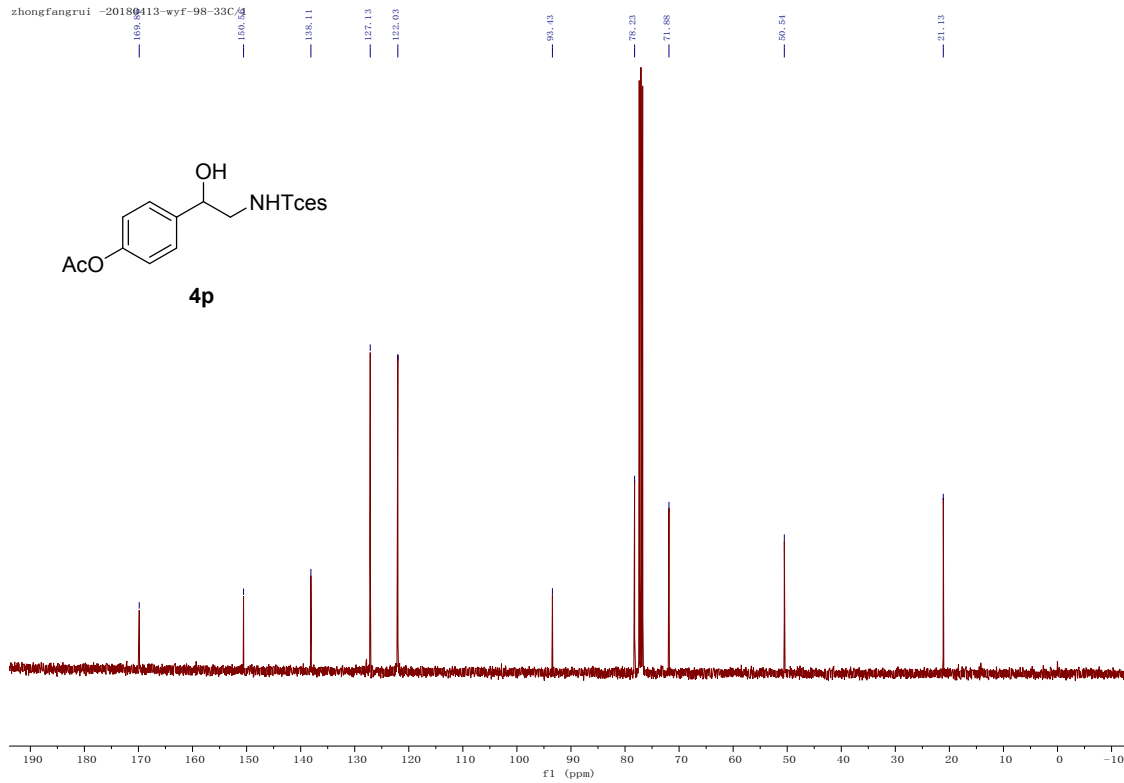
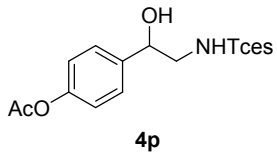


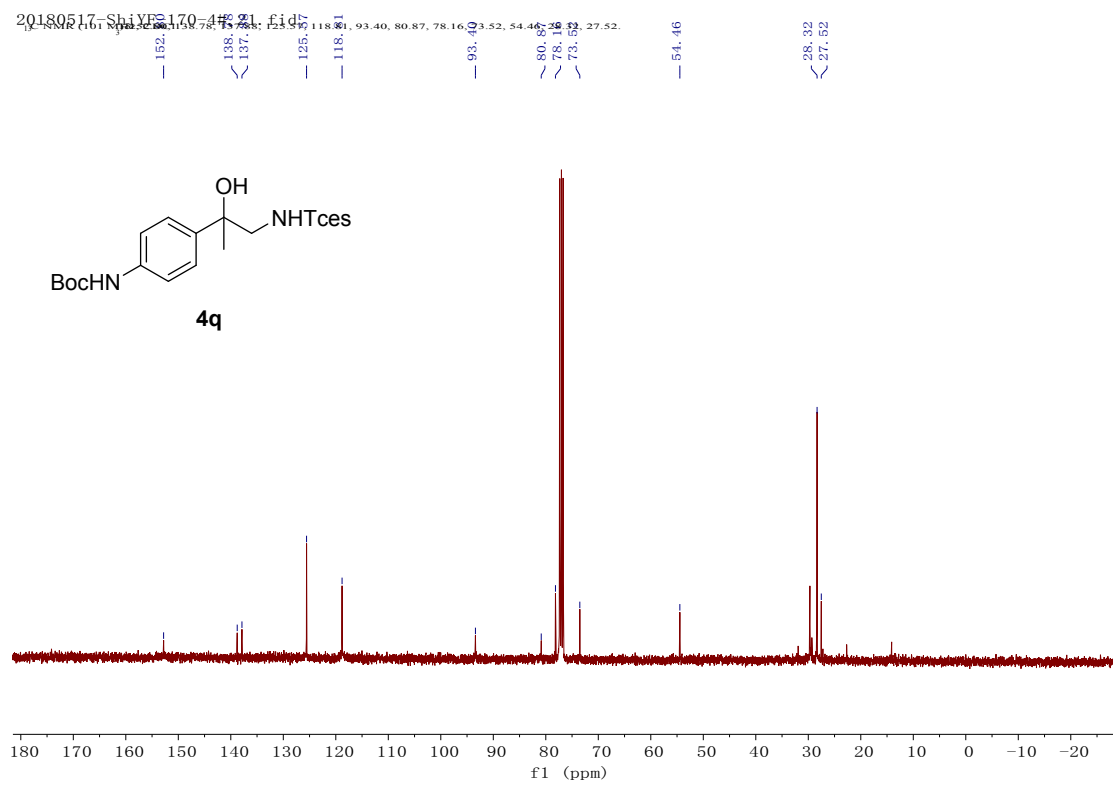
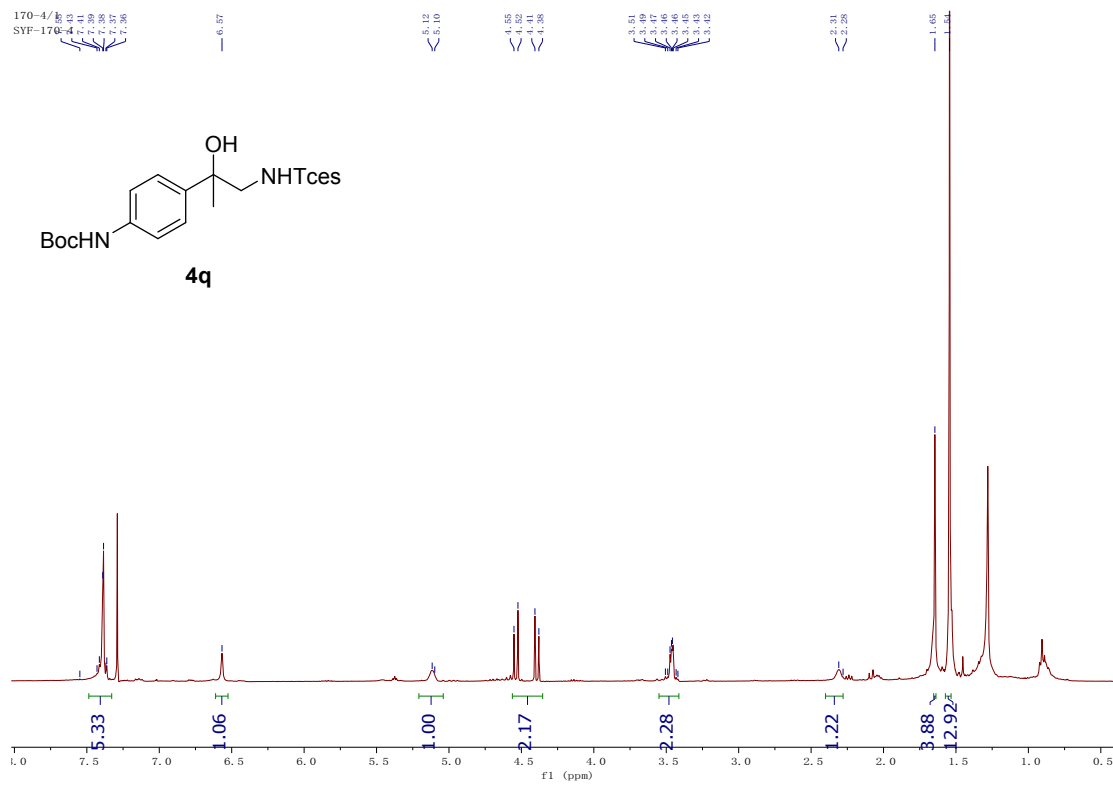


zhongfangrui-20180408-wyf-98-33/1

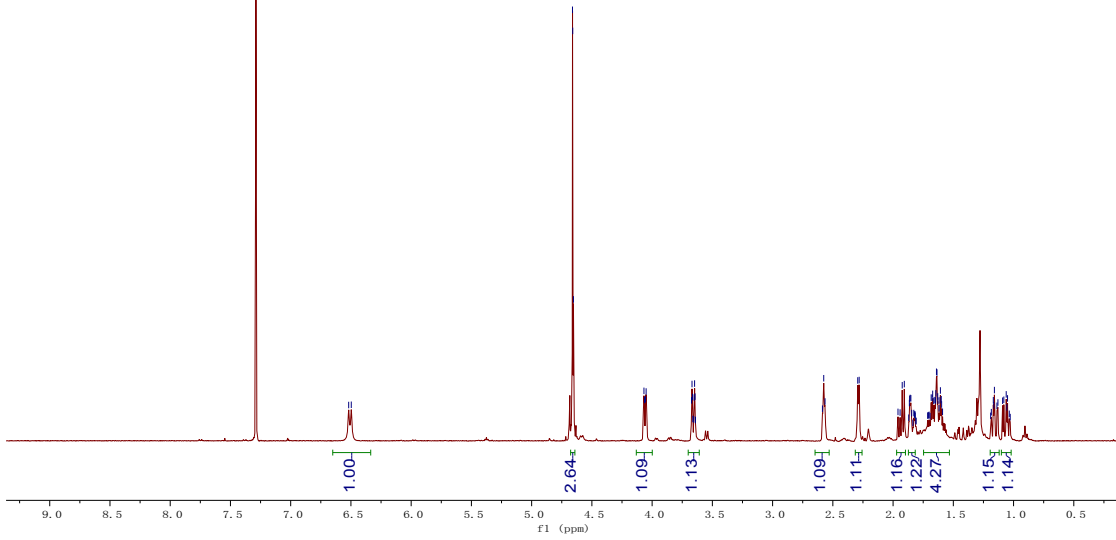
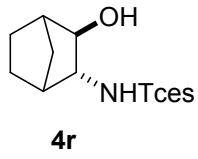


zhongfangrui-20180413-wyf-98-33C/4

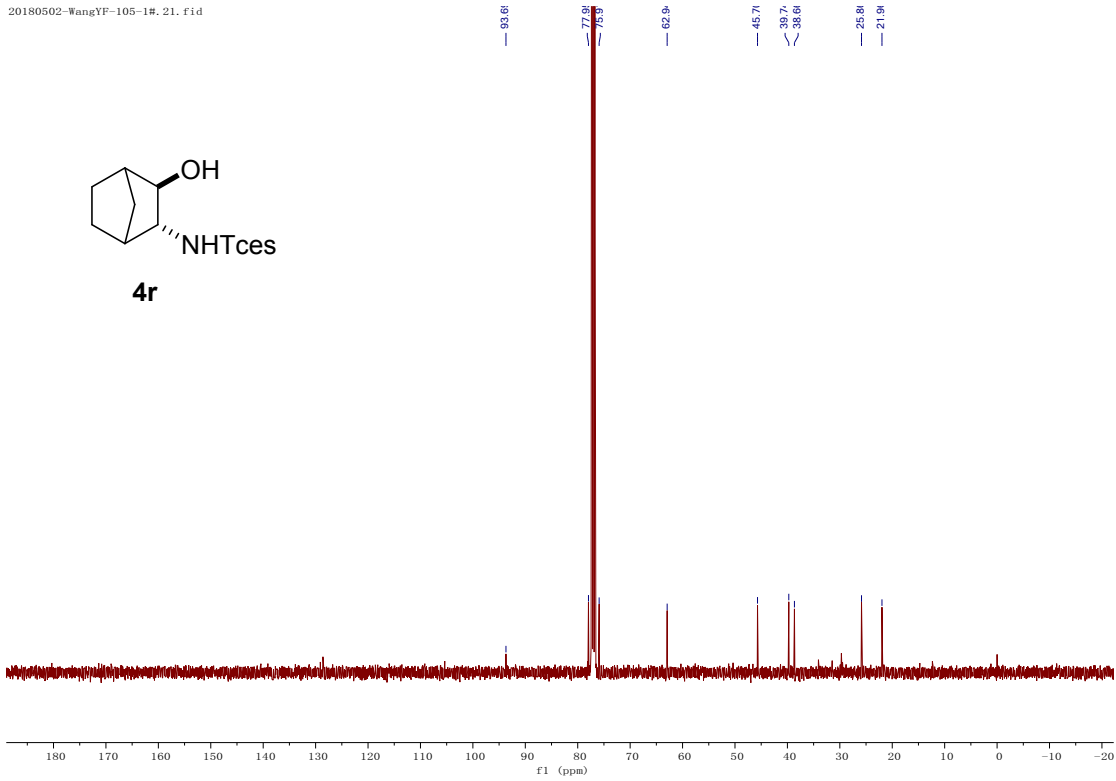


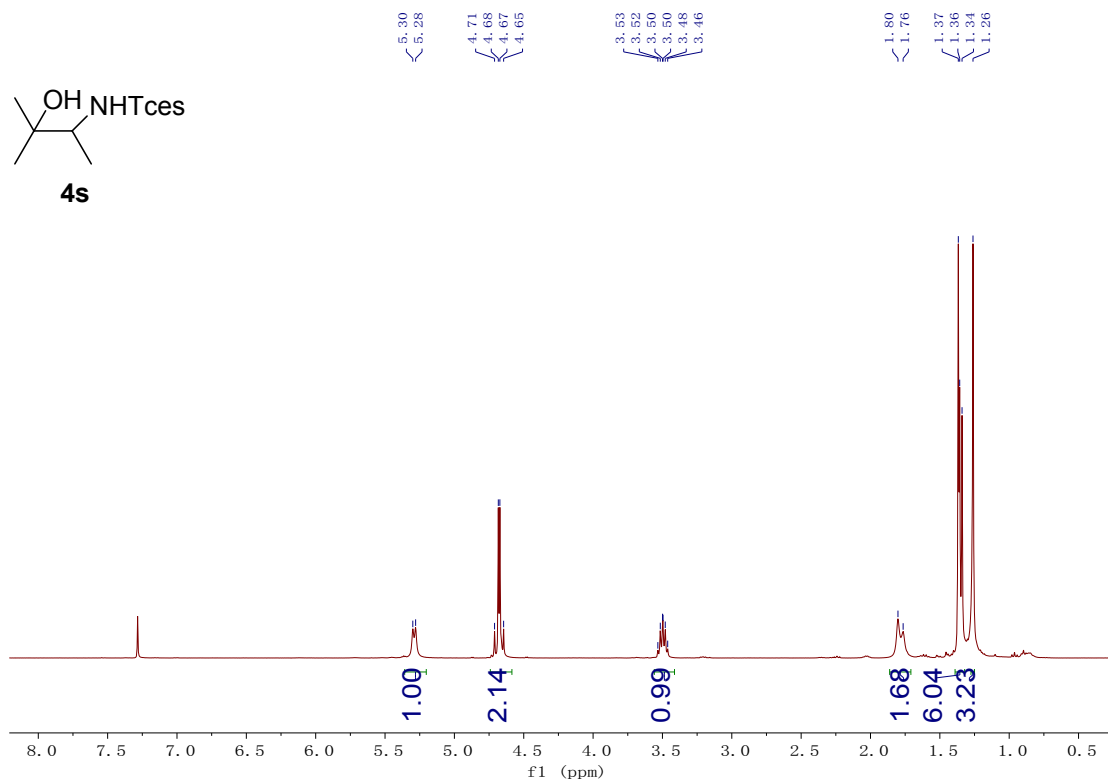
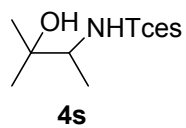


zhongfangrui-20180412

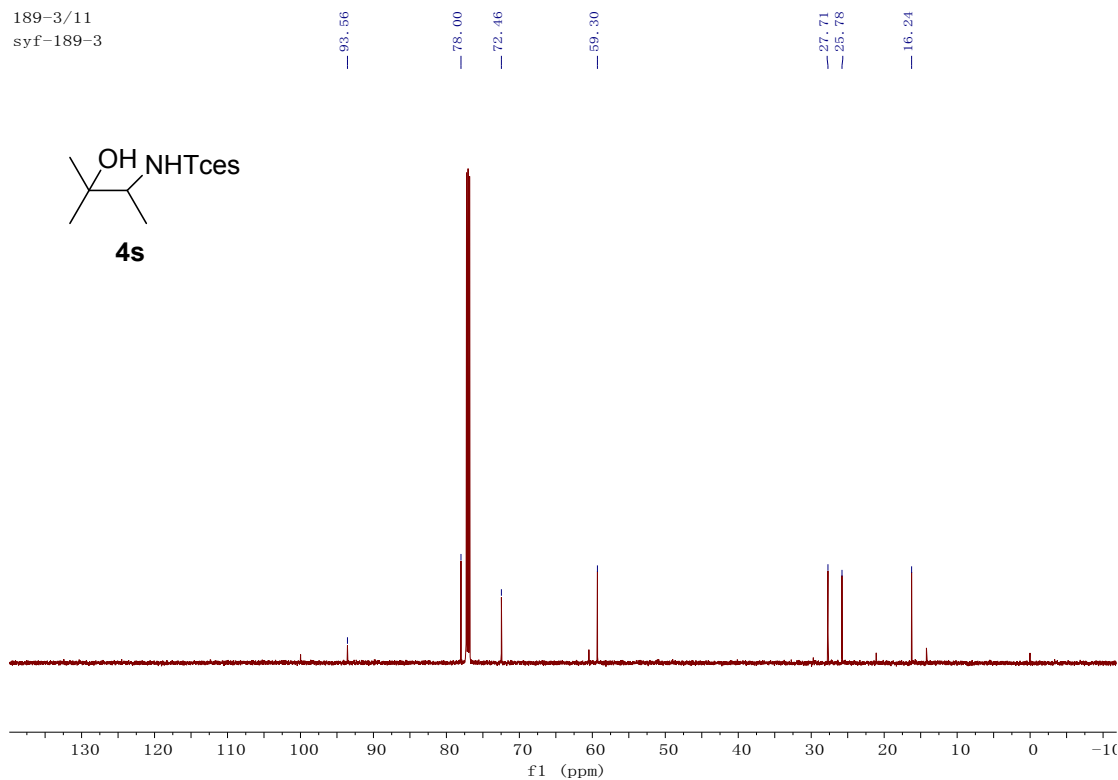


20180502-WangYF-105-1#. 21. fid

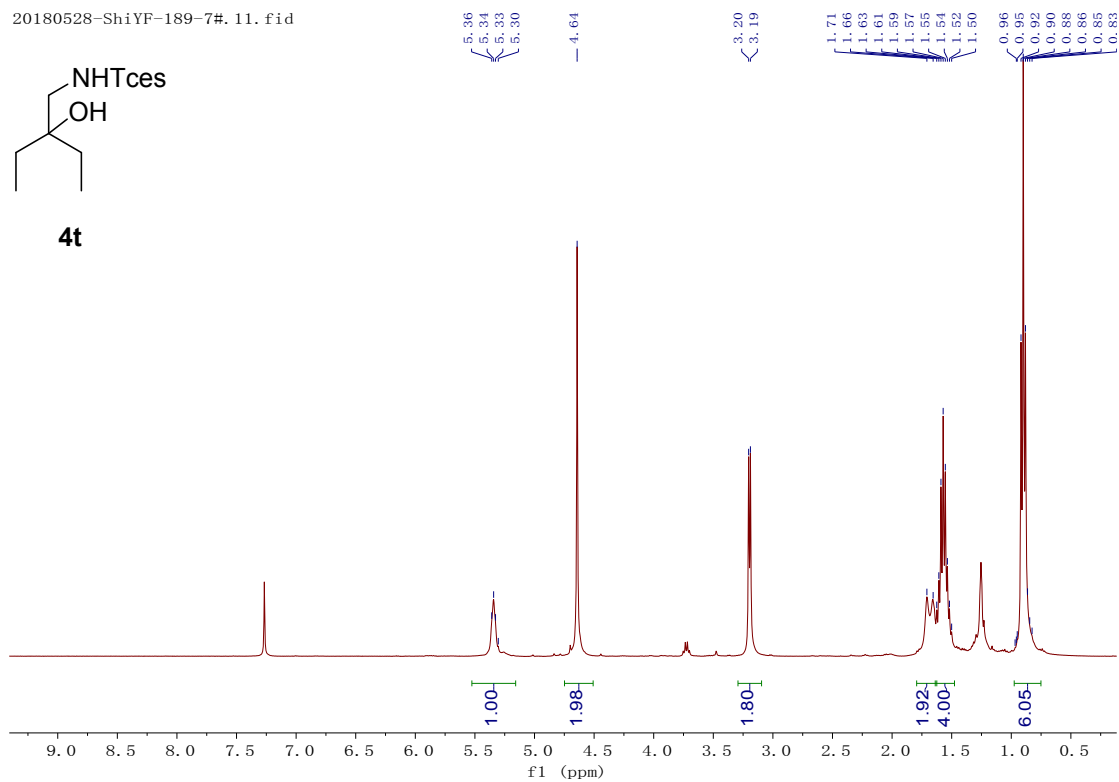
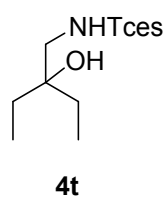




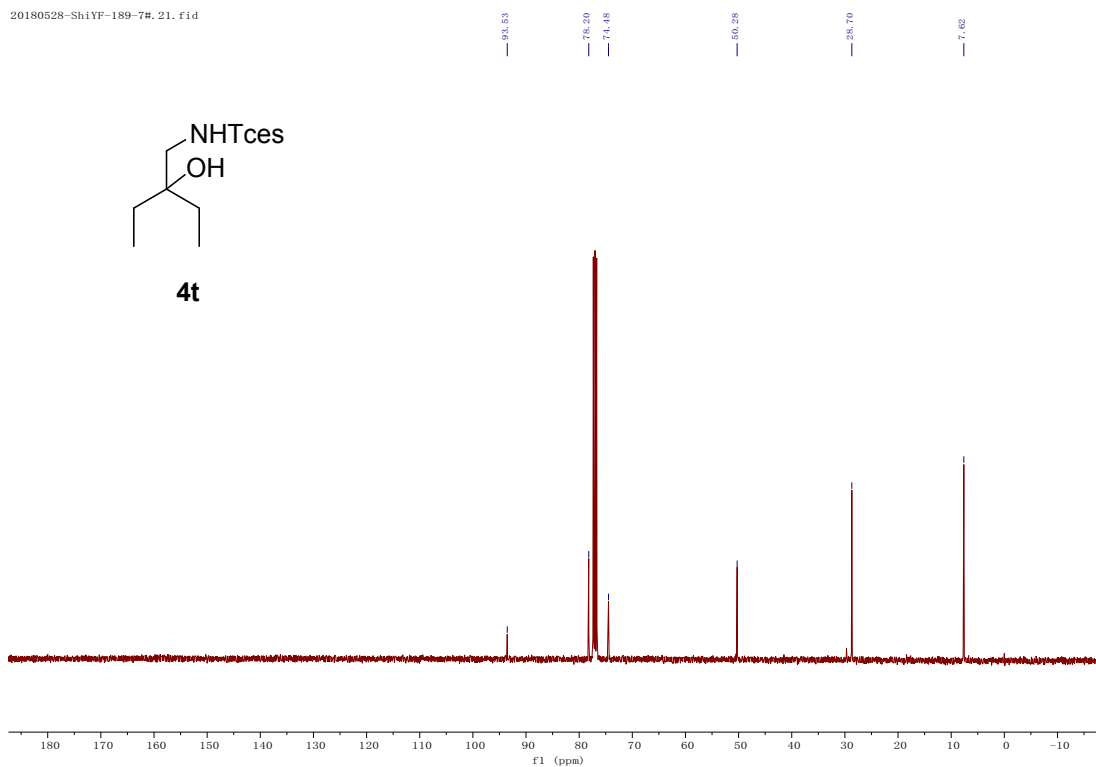
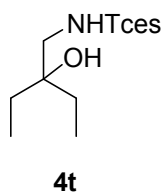
189-3/11
syf-189-3

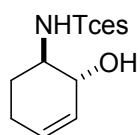


20180528-ShiYF-189-7#. 11. fid

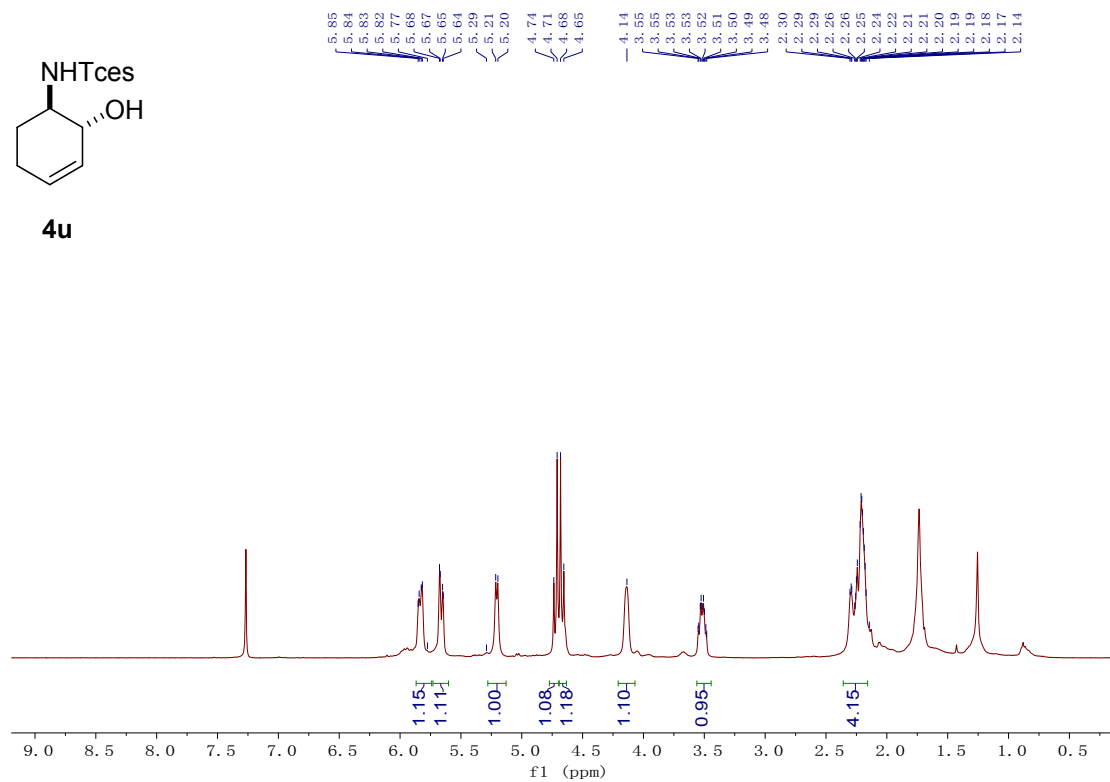


20180528-ShiYF-189-7#. 21. fid

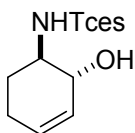
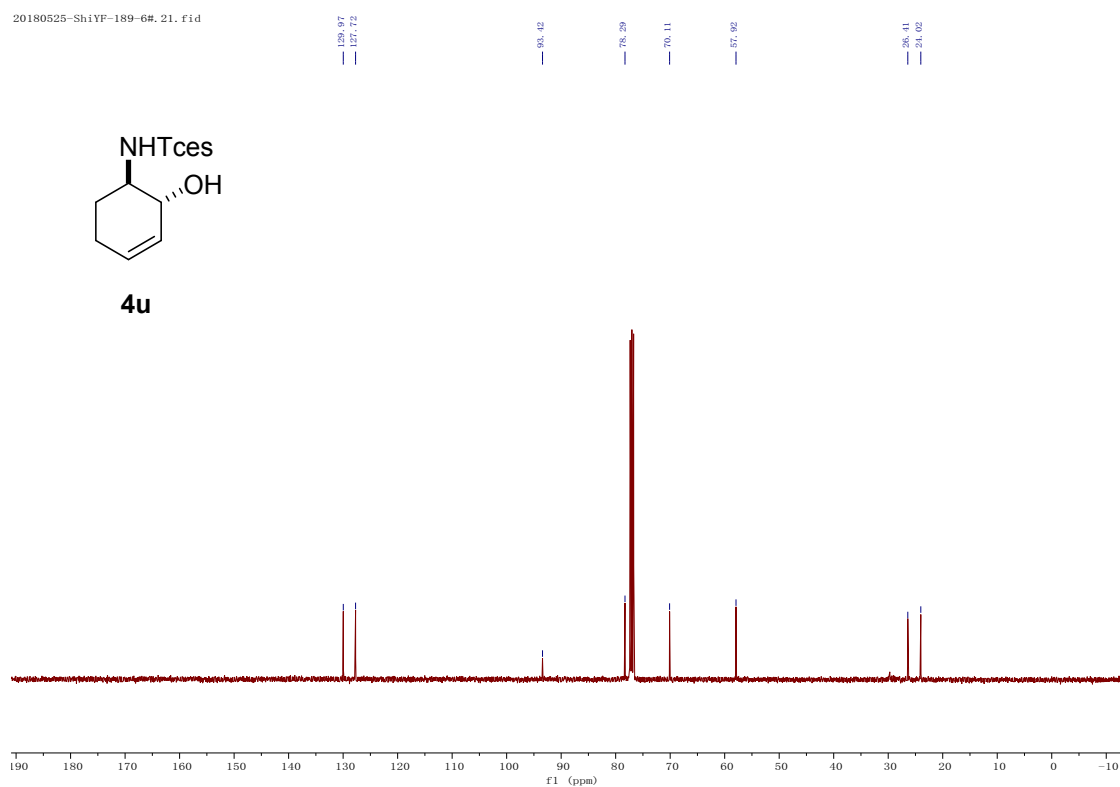




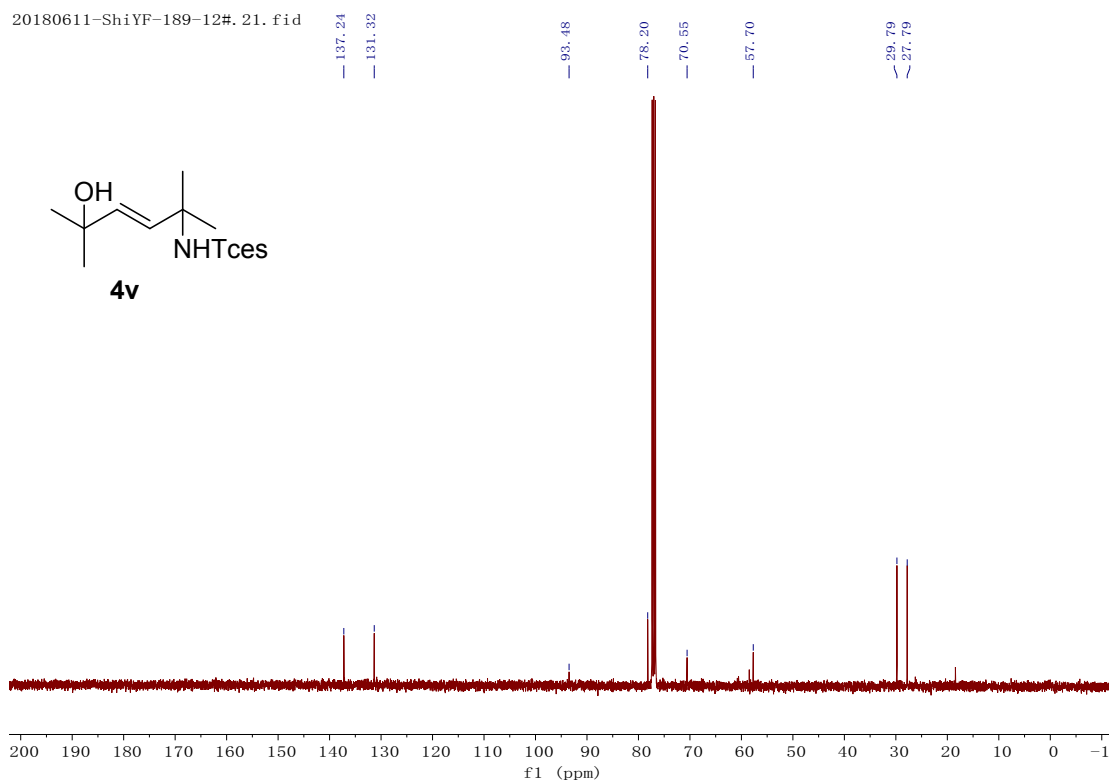
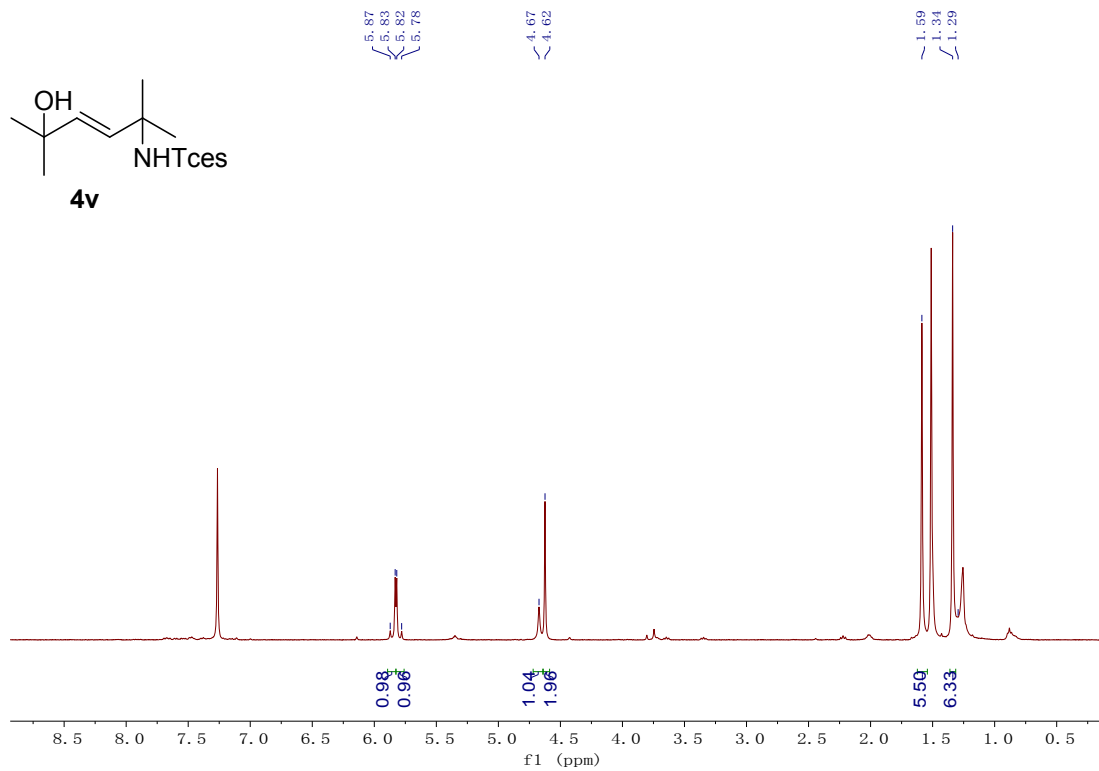
4u



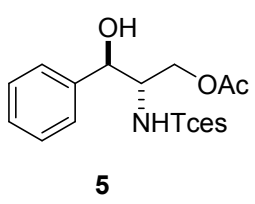
20180525-ShiYF-189-6R_21.fid



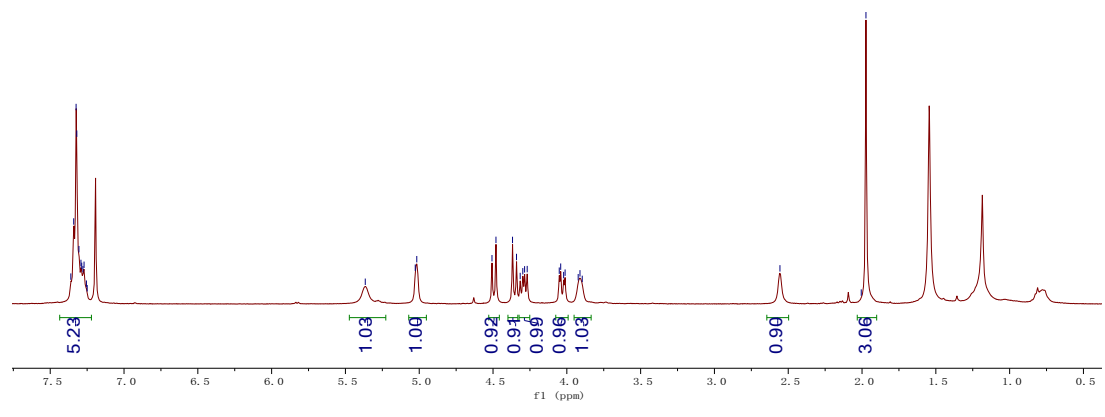
4u



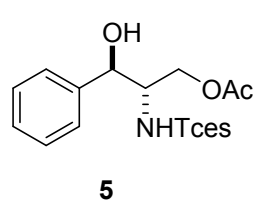
20180731-ShiYF-242P#.11.fid



5.37
5.03
4.51
4.48
4.37
4.32
4.30
4.27
4.05
4.02
3.91
3.90



20180904-ShiYF-242P#.21.fid



171
138.16
128.95
128.88
99.98
78.18
73.86
61.84
59.15
20.81

