

Manuscript ID: NJ-ART-03-2018-001302.R1

Title: Self-assembled fibrillar networks induced by two methods: a new unmodified natural product gel

Author: Ning He, Xin Yang*

Journal: New Journal of Chemistry

Electronic Supplementary Information

Self-assembled fibrillar networks induced by two methods: a new unmodified natural product gel

Ning He[†] [a], Kangkang Zhi[†] [a], Xin Yang*^[a], Haitian Zhao*^[a], Hua Zhang^[a], Jing Wang*^[a,b] and Zhenyu Wang^[a]

[a] Ning H,K. Zhi, H. Zhao, X. Yang, H Zhang, Z Wang
School of Chemistry and Chemical Engineering
Harbin Institute of Technology
No. 92 West Dazhi Street,Nan Gang District,Harbin, Heilongjiang, China 150000
E-mail: yangxin@hit.edu.cn

[b] J. Wang
Key Laboratory of Agro-Product Quality and Safety
Institute of Quality Standard and Testing Technology for Agro-Product, Chinese Academy of Agricultural Sciences, No.12, Zhongguancun South St.,Haidian District, Beijing, China 100081 E-mail: w_jing2001@126.com

[†] Ning He and KangKang Zhi contributed equally to this work and should be considered co-first authors.

1.Supporting Tables

Table S1. Gelation Results for Sito in 47 organic solvents

No.	Solvent	Sonication	CGC(S-gel)	Heat	CGC(T-gel)
1	Methanol	P	--	G	9.04
2	Ethanol	P	--	PG	--
3	N-propanol	P	--	S	--
4	Butanol	S	--	S	--
5	N-pentanol	S	--	S	--
6	N-hexanol	S	--	S	--
7	N-heptanol	S	--	S	--
8	N-octanol	S	--	S	--
9	Nonyl alcohol	S	--	S	--
10	N-decanol	S	--	S	--
11	Ethylene glycol	S	--	S	--
12	1,2,3-propanetriol	S	--	S	--
13	Isopropanol	S	--	S	--
14	Tert-butanol	S	--	S	--
15	Benzyl alcohol	S	--	S	--
16	benzene	P	--	P	--
17	Toluene	P	--	P	--
18	Xylene (ortho)	P	--	P	--
19	Xylene (meta)	P	--	P	--
20	Xylene (para)	P	--	P	--
21	Mesitylene	P	--	P	--
22	chlorobenzene	S	--	S	--
23	Bromobenzene	S	--	S	--
24	Dichlorobenzene (ortho)	S	--	S	--
25	Nitrobenzene	P	--	S	--
26	4-methoxybenzaldehyde	S	--	S	--
27	Dichloromethane	S	--	S	--
28	Trichloromethane	S	--	S	--
29	Carbon tetrachloride	S	--	S	--
30	Tetrachloroethane	S	--	S	--
31	Cyclohexane	G	12.0	G	8.93
32	N-hexane	G	12.8	PG	--
33	N-heptane	S	--	S	--
34	Triethylamine	S	--	S	--
35	Butylamine	S	--	S	--
36	aniline	S	--	S	--
37	Benzylamine	S	--	S	--
38	Dimethyl sulfoxide	S	--	G	10.9
39	dimethylformamide	S	--	S	--
40	Pyridine	S	--	S	--

41	Tetrahydrofuran	S	--	S	--
42	Acetonitrile	P	--	G	10.3
43	Acetic acid	P	--	S	--
44	acetone	P	--	S	--
45	Ethyl acetate	S	--	S	--
46	Petroleum ether	S	--	S	--
47	Ether	S	--	S	--

*G= gel; S=solutions; P= precipitate; PG=partial gel; "--" not determined.

2.Supporting Figures

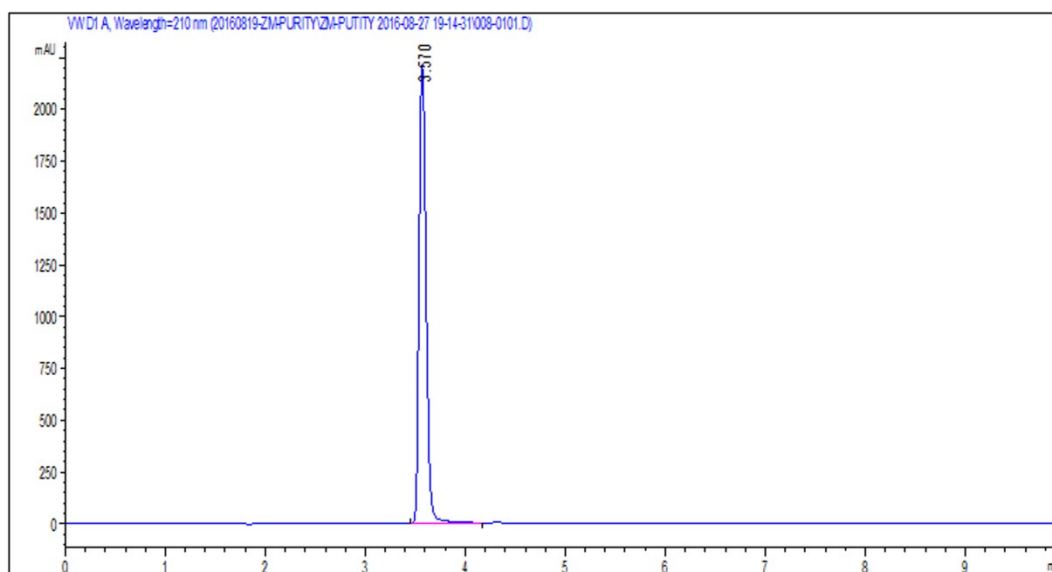


Figure S1 Determination of the purity of the compound 1

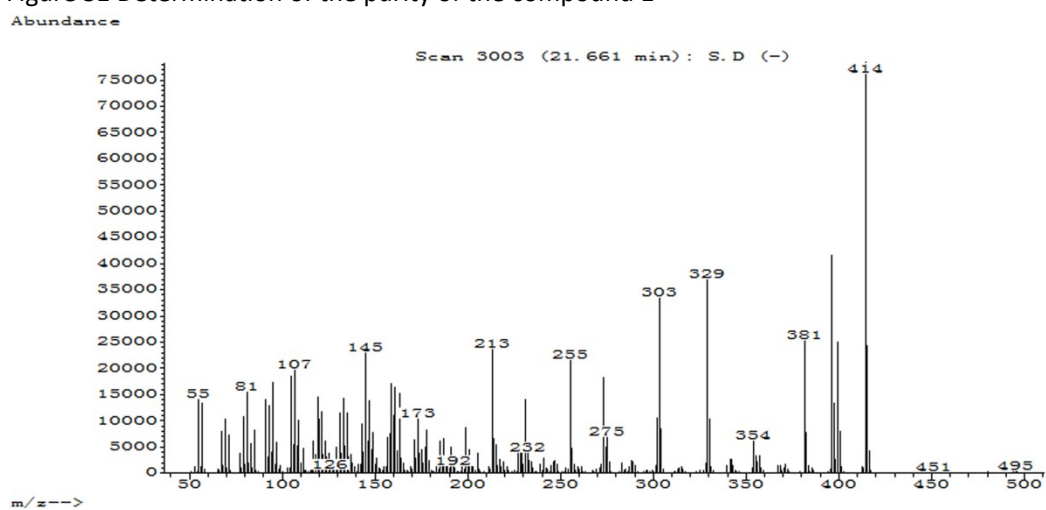


Figure S2 EIMS of compound 1

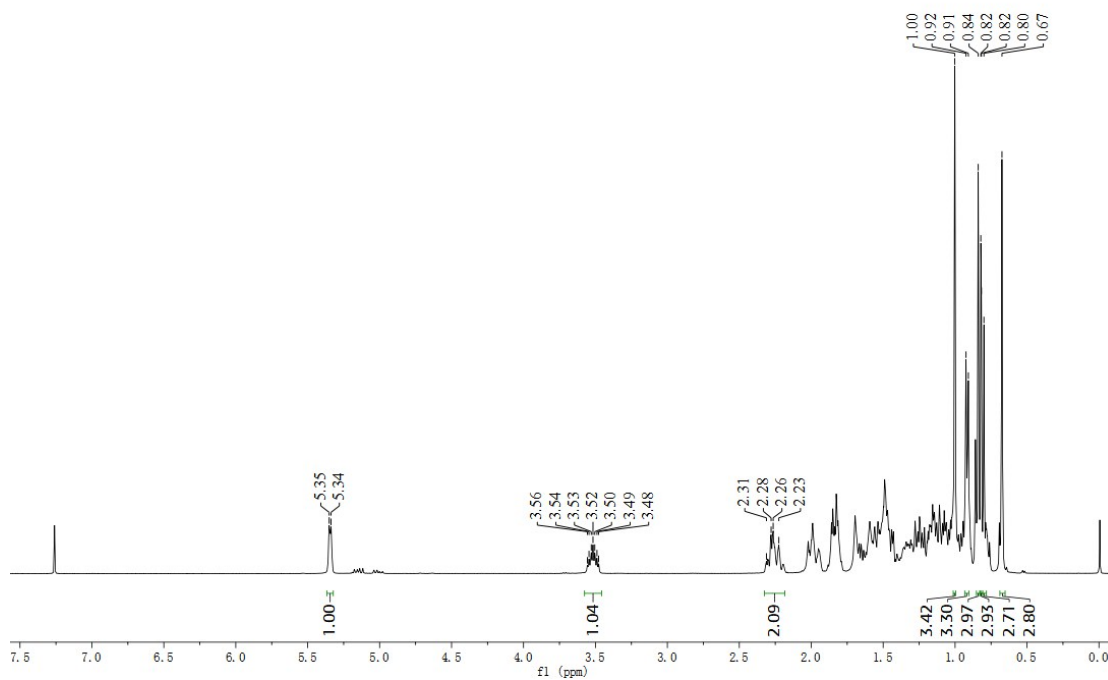


Figure S3 ^1H -NMR of compound 1

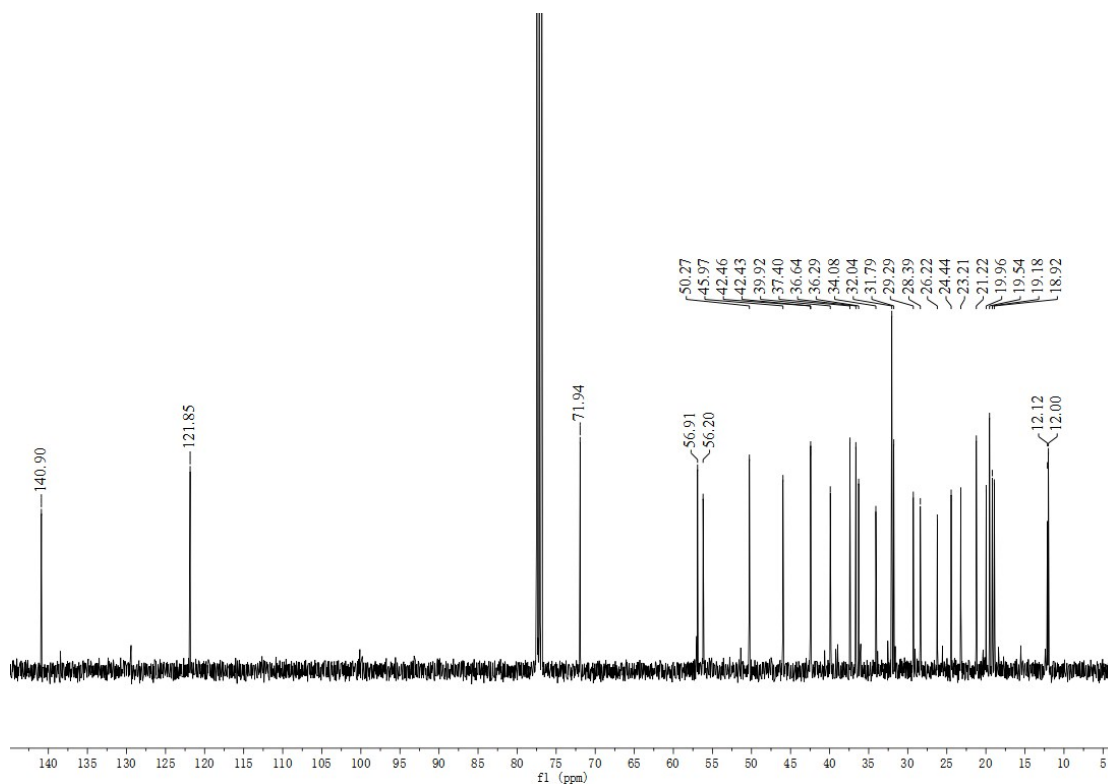


Figure S4 ^{13}C -NMR of compound 1

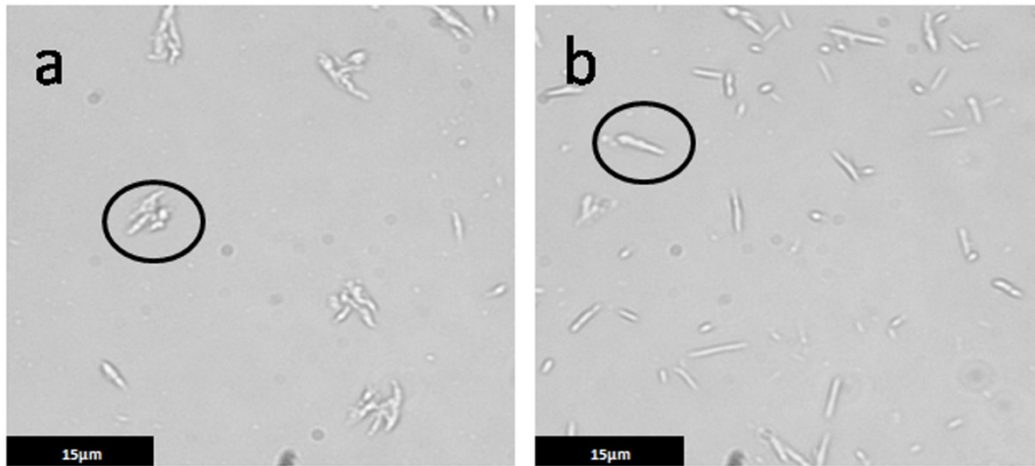


Figure S5 Optical microscope images of the non-nano scale Sito (a) and Sito nanoscale-xerogel (b) dispersed in the DMSO+medium with doses of $50 \mu\text{mol L}^{-1}$.