

Enhanced Hydrogen Evolution Reaction Activity of Hydrogen- Annealed Vertical MoS₂ Nanosheets

Mengci He,^a Fanpeng Kong,^b Geping Yin,^b Zhe Lv,^c Xiudong Sun,^{a,d} Hongyan
Shi,^{a,d*} Bo Gao^{a,d*}

^a Institute of Modern Optics, Key Lab of Micro-optics and Photonic Technology of Heilongjiang Province, Key Laboratory of Micro-Nano Optoelectronic Information System, Ministry of Industry and Information Technology, Department of Physics, Harbin Institute of Technology, Harbin 150001, China.

^b School of Chemistry and Chemical Engineering, Harbin Institute of Technology, Harbin 150001, China.

^c Department of Physics, Harbin Institute of Technology, Harbin 150080, China

^d Collaborative Innovation Center of Extreme Optics, Shanxi University, Taiyuan 03006, China.

Corresponding Author:

Prof. Bo Gao

Email: gaobo@hit.edu.cn

Phone: 86-18204505038

Prof. Hongyan Shi

Email: shi.hong.yan@hit.edu.cn

Phone: 86-18646083576

Supplementary Figures

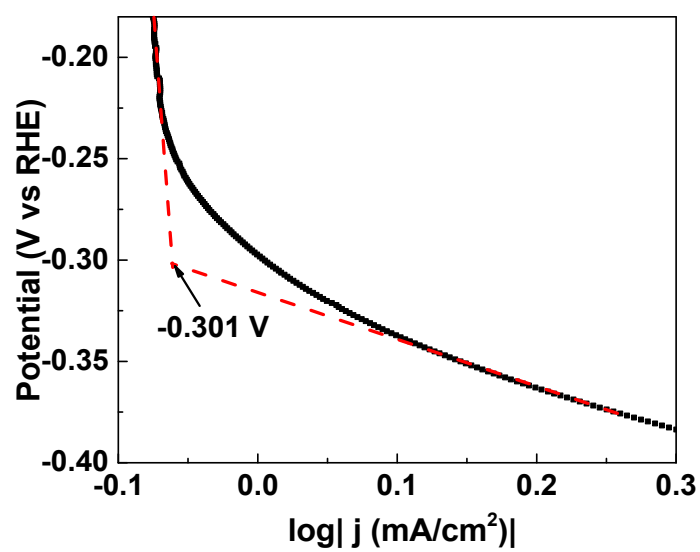


Figure S1. Calculation of onset overpotential using the Tafel plot of the MoS₂ sample in the region of low current densities.

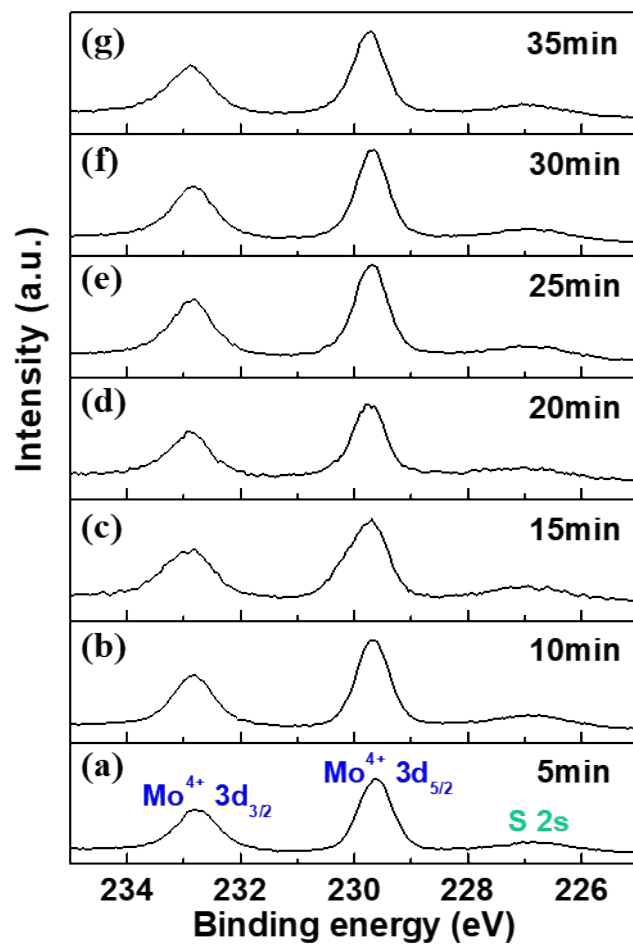


Figure S2. XPS data of Mo 3d region for the re-sulfurized MoS₂ nanosheets for the annealing time of (a) 5, (b) 10, (c) 15, (d) 20, (e) 25, (f) 30 and (g) 35 min, respectively.

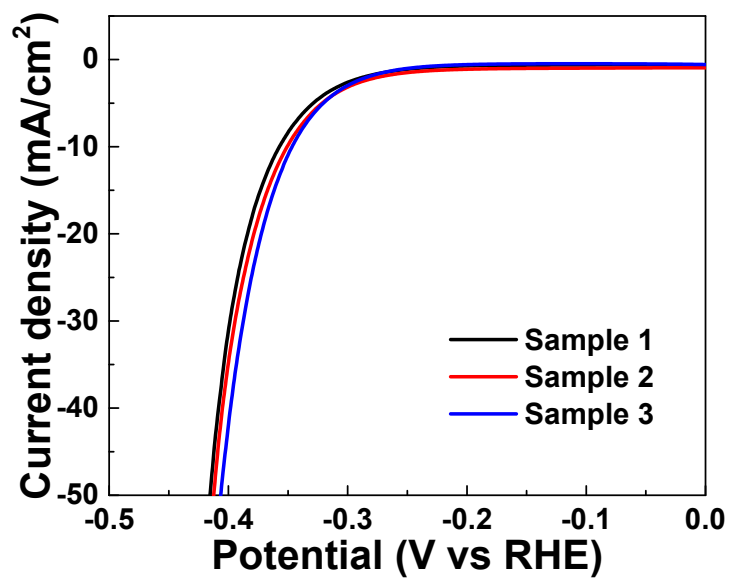


Figure S3. Cathodic polarization curves of three H₂-annealed MoS₂ samples.

Annealing time: 20 min.