

**Multi-element quantitative analysis of soils by laser induced
breakdown spectroscopy (LIBS) coupled with univariate and
multivariate regression methods**

Guangmeng Guo^a, Guanghui Niu^b, Qi Shi^c, Qingyu Lin^d, Di Tian^{*a}, Yixiang Duan^{*e}

^aCollege of Instrumentation & Electrical Engineering, Jilin University, Changchun, 130061, China. E-mail: tiandi@jlu.edu.cn

^bSchool of Aeronautics and Astronautics, Sichuan University, Chengdu, 610064, China

^cSichuan University, Chengdu, 610064, China

^dCollege of Life Sciences, Sichuan University, Chengdu, 610064, China

^eResearch Center of Analytical Instrumentation, School of Manufacturing Science and Engineering, Sichuan University, Chengdu, 610064, China. E-mail: yduan@scu.edu.cn

Table of content

1. Standard curve of Al, Ba, Ca, Cr, Cu, K, Mg, Mn, Na, Sr, Ti and P.
2. Linear coefficients of the predicted and actual values of Si for the training set and test set of PLSR and SVR
3. Linear coefficients of the predicted and actual values of Al for the training set and test set of PLSR and SVR
4. Linear coefficients of the predicted and actual values of Mg for the training set and test set of PLSR and SVR
5. Linear coefficients of the predicted and actual values of Ca for the training set and test set of PLSR and SVR
6. Linear coefficients of the predicted and actual values of Na for the training set and test set of PLSR and SVR
7. Linear coefficients of the predicted and actual values of K for the training set and test set of PLSR and SVR
8. Linear coefficients of the predicted and actual values of Mn for the training set and test set of PLSR and SVR
9. Linear coefficients of the predicted and actual values of Ba for the training set and test set of PLSR and SVR
10. Linear coefficients of the predicted and actual values of Cr for the training set and test set of PLSR and SVR
11. Linear coefficients of the predicted and actual values of Cu for the training set and test set of PLSR and SVR
12. Linear coefficients of the predicted and actual values of Sr for the training set and test set of PLSR and SVR
13. Linear coefficients of the predicted and actual values of P for the training set and test set of PLSR and SVR
14. Linear coefficients of the predicted and actual values of Ti for the training set and test set of PLSR and SVR

1.

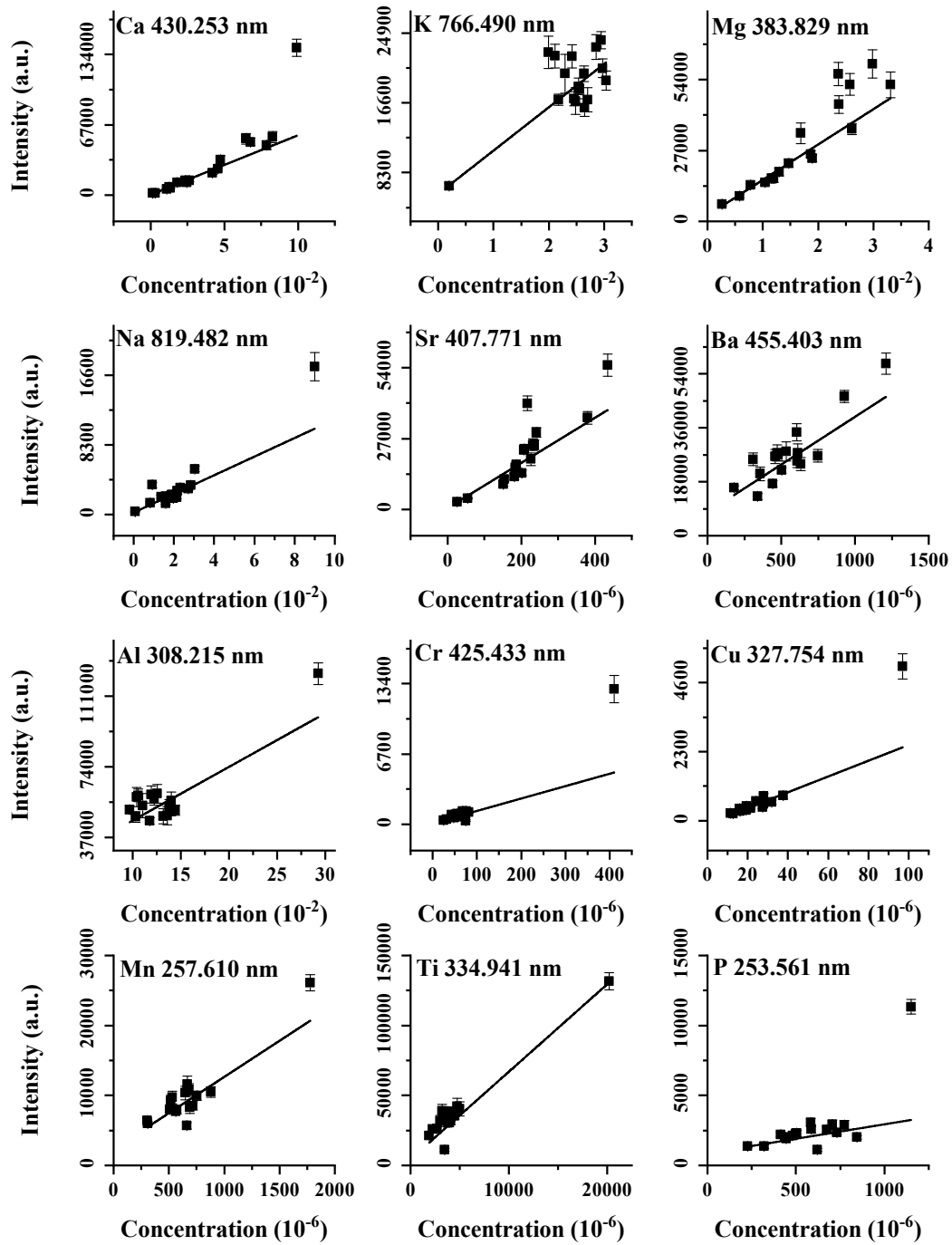


Fig. S1 Standard curve of Al, Ba, Ca, Cr, Cu, K, Mg, Mn, Na, Sr, Ti and P.

2.

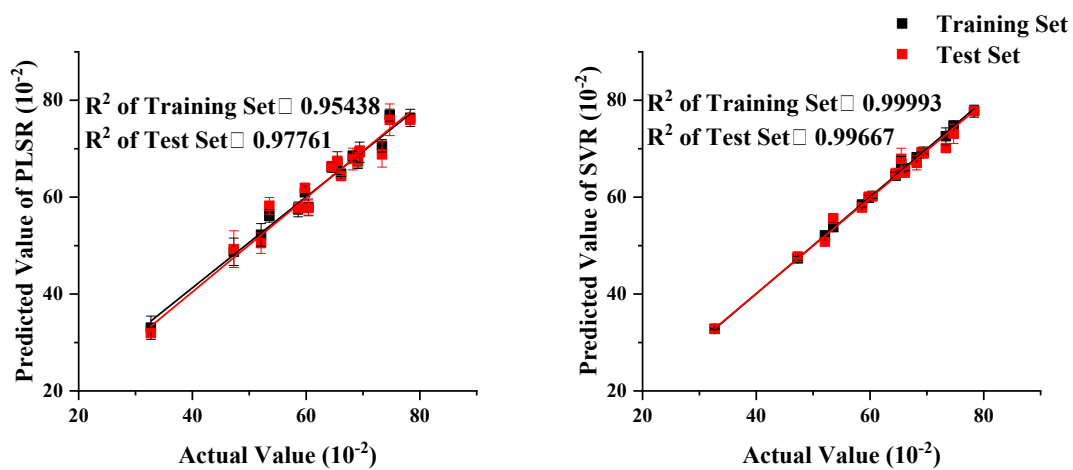


Fig. S2 Linear coefficients of the predicted and actual values of Si for the training set and test set of PLSR and SVR

3.

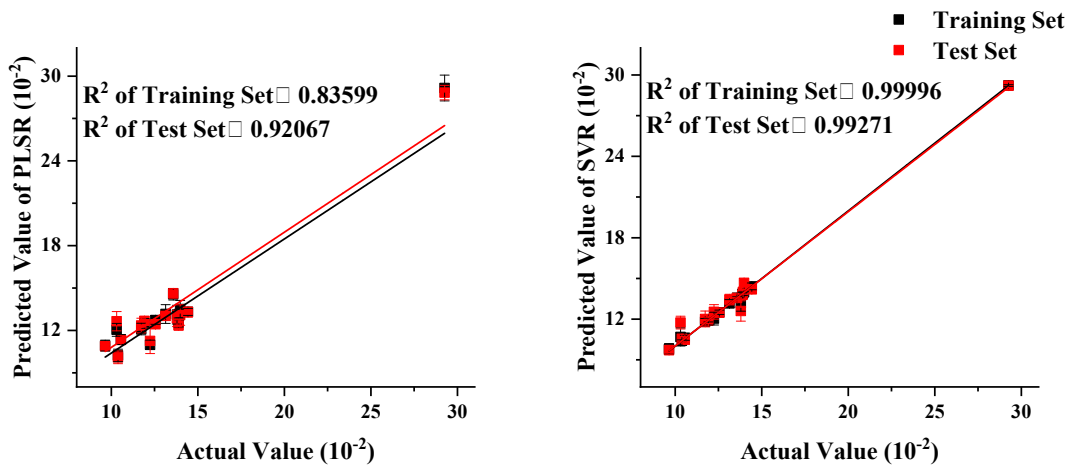


Fig. S3 Linear coefficients of the predicted and actual values of AI for the training set and test set of PLSR and SVR

4.

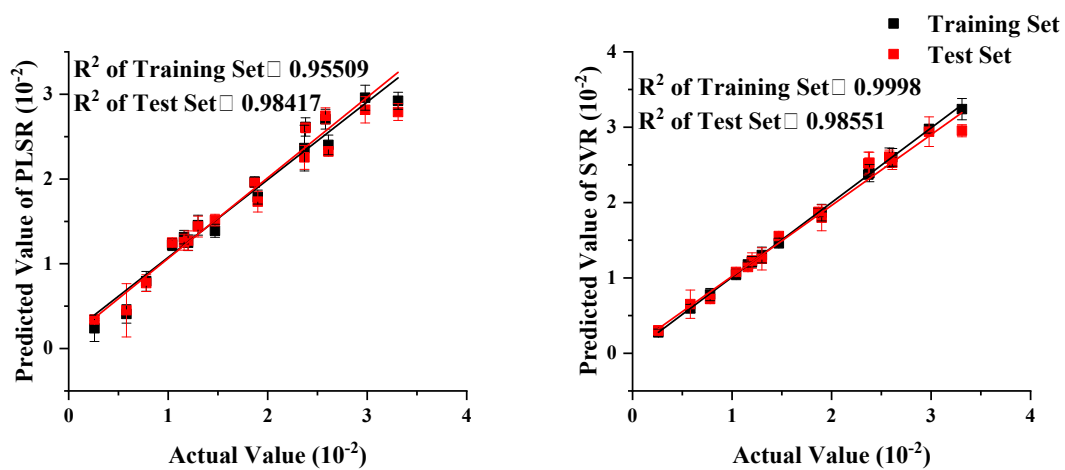


Fig. S4 Linear coefficients of the predicted and actual values of Mg for the training set and test set of PLSR and SVR

5.

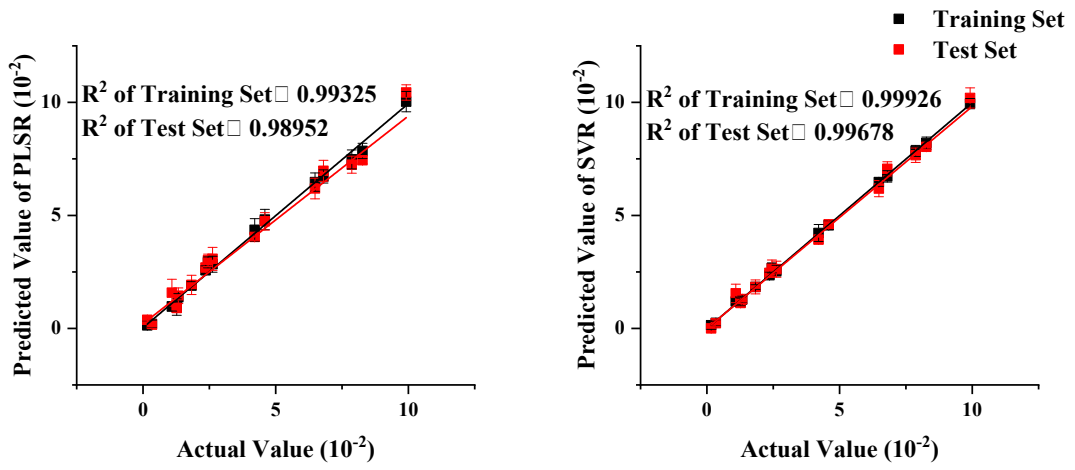


Fig. S5 Linear coefficients of the predicted and actual values of Ca for the training set and test set of PLSR and SVR

6.

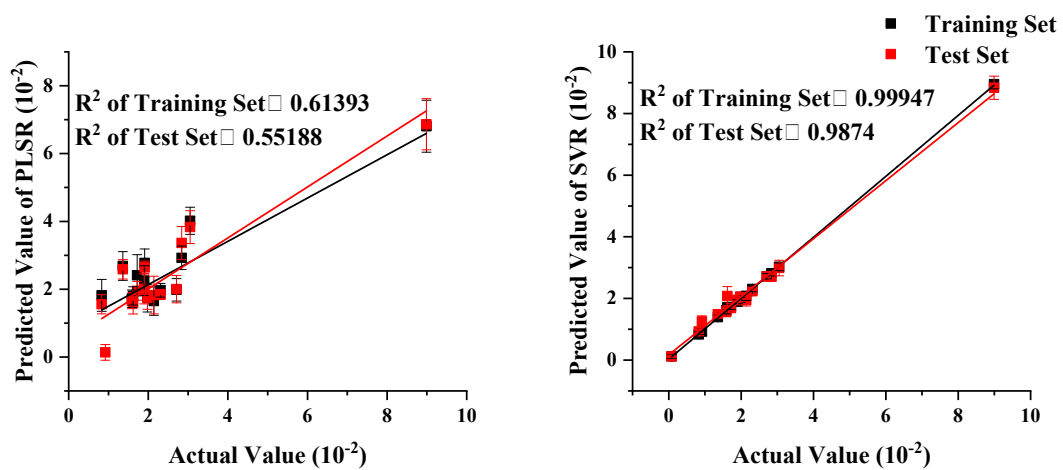


Fig. S6 Linear coefficients of the predicted and actual values of Na for the training set and test set of PLSR and SVR

7.

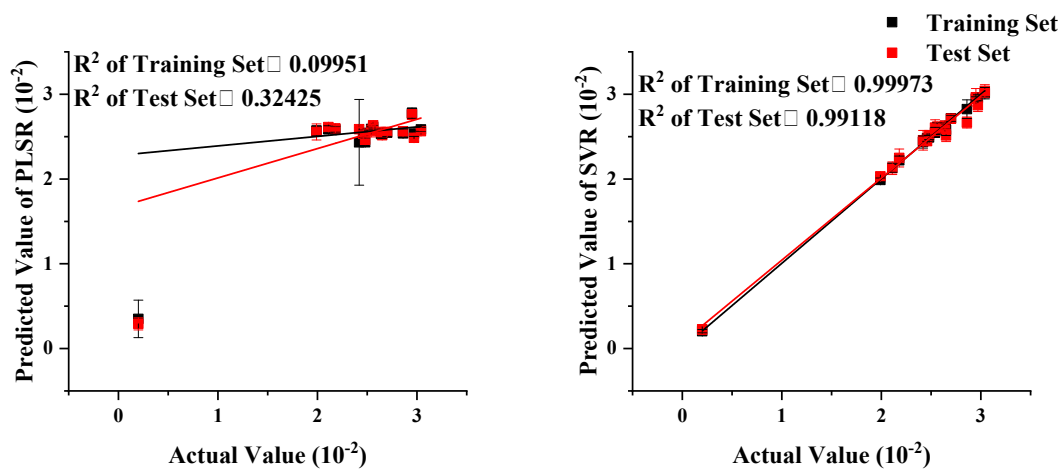


Fig. S7 Linear coefficients of the predicted and actual values of K for the training set and test set of PLSR and SVR

8.

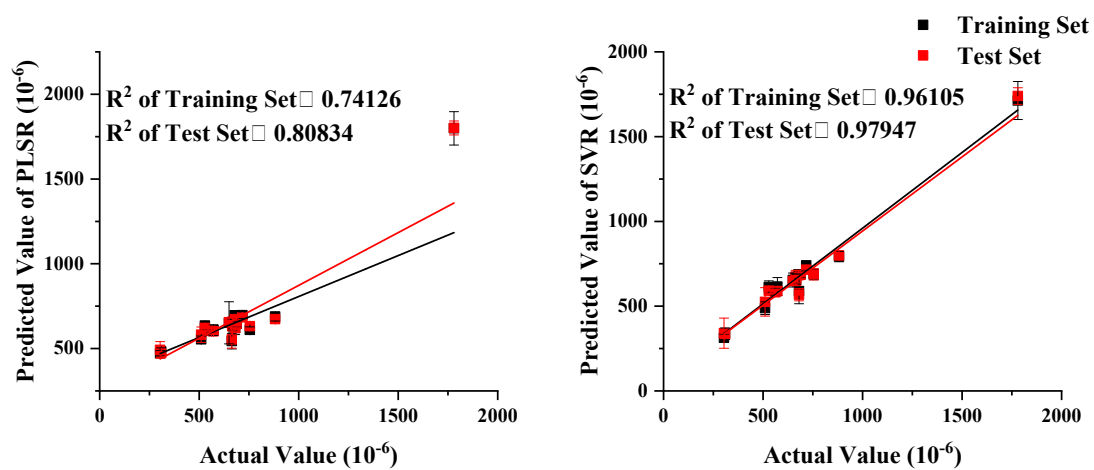


Fig. S8 Linear coefficients of the predicted and actual values of Mn for the training set and test set of PLSR and SVR

9.

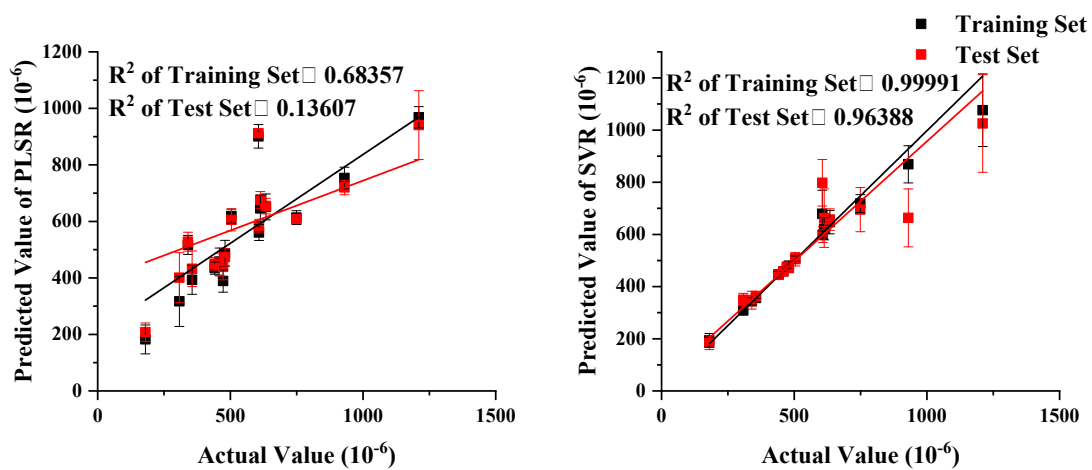


Fig. S9 Linear coefficients of the predicted and actual values of Ba for the training set and test set of PLSR and SVR

10.

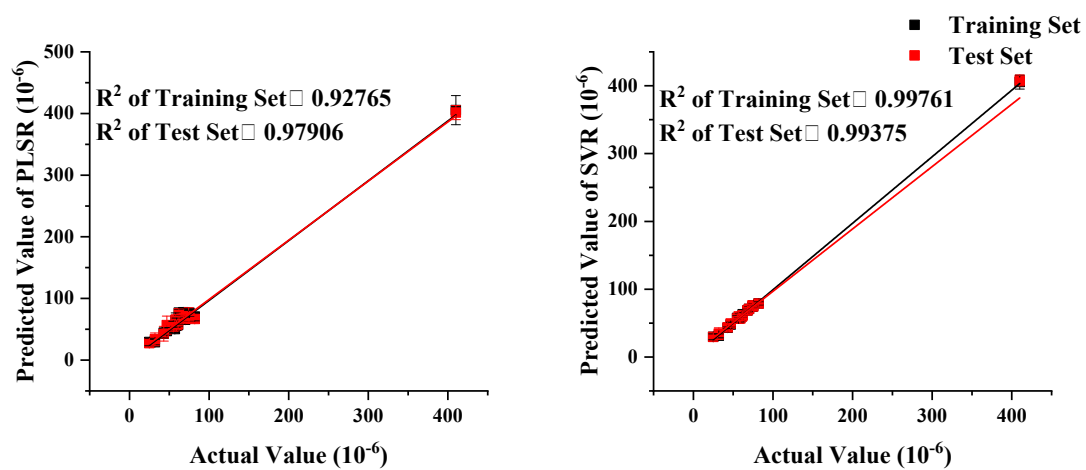


Fig. S10 Linear coefficients of the predicted and actual values of Cr for the training set and test set of PLSR and SVR

11.

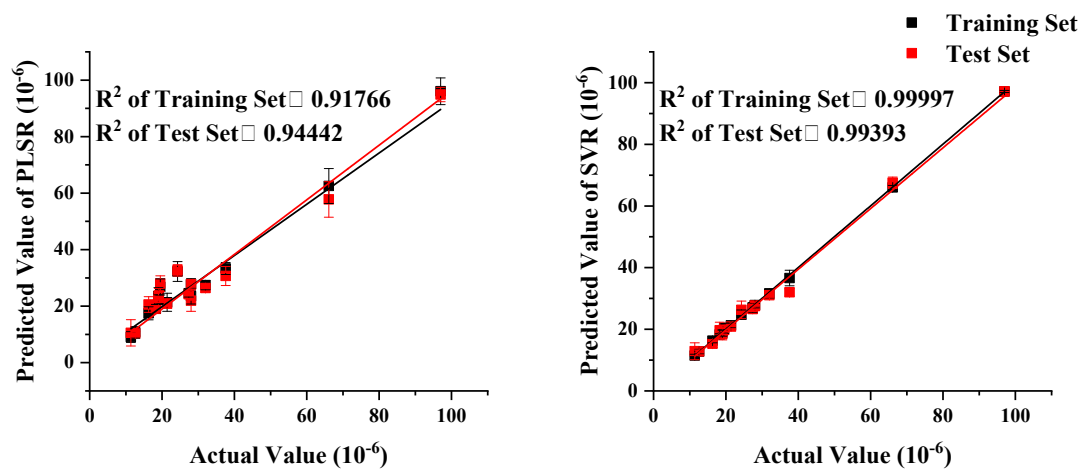


Fig. S11 Linear coefficients of the predicted and actual values of Cu for the training set and test set of PLSR and SVR

12.

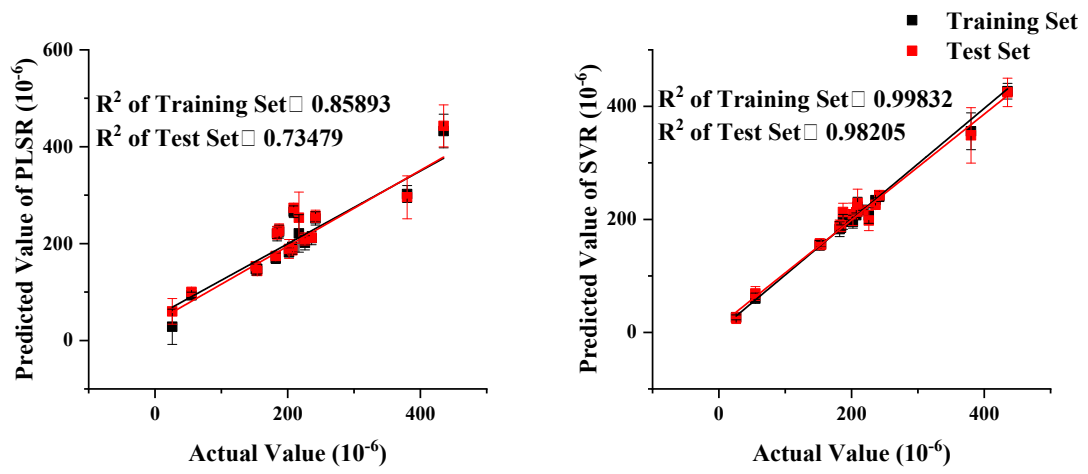


Fig. S12 Linear coefficients of the predicted and actual values of Sr for the training set and test set of PLSR and SVR

13.

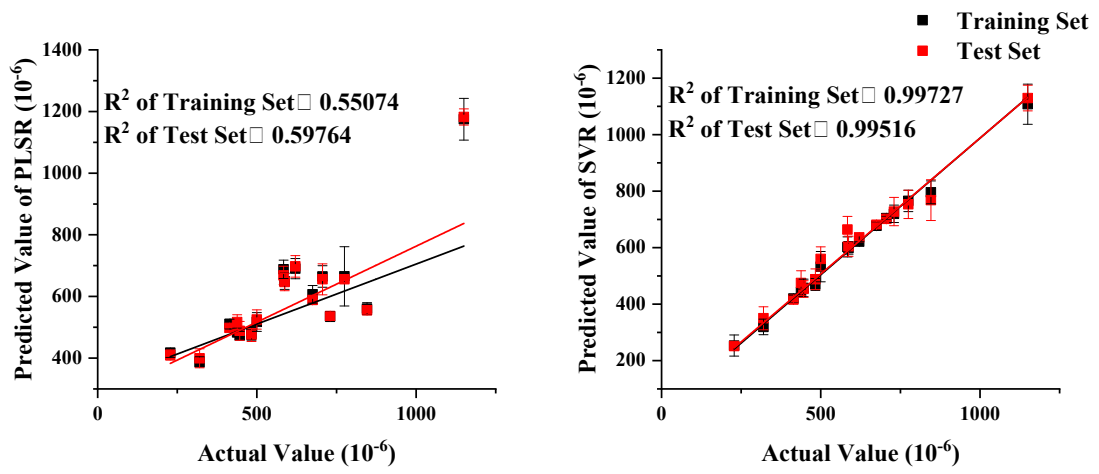


Fig. S13 Linear coefficients of the predicted and actual values of P for the training set and test set of PLSR and SVR

14.

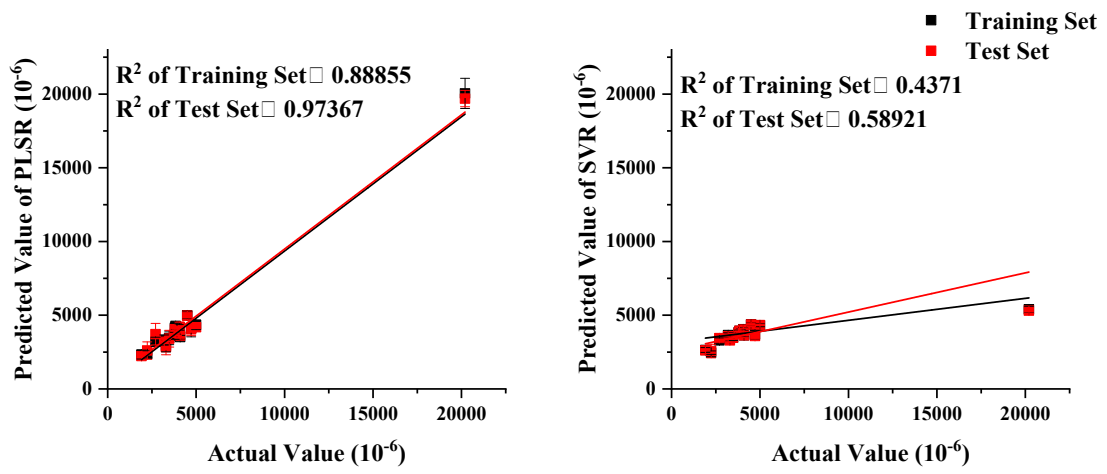


Fig. S14 Linear coefficients of the predicted and actual values of Ti for the training set and test set of PLSR and SVR