

## Support Information

### The effects of $\text{H}^+$ , $\text{NH}_3\text{OH}^+$ and $\text{NH}_4^+$ on thermal decomposition of bistetrazole N-oxide anion

Chuande Zhao, Yu Chi, Ying Xiong, Qian Yu, Xinfeng Wang,  
Guijuan Fan\*, Kun Yu\*\*

Institute of Chemical Materials, China Academy of Engineering Physics (CAEP), P. O.  
Box 919-327, Mianyang, Sichuan 621900, People's Republic of China

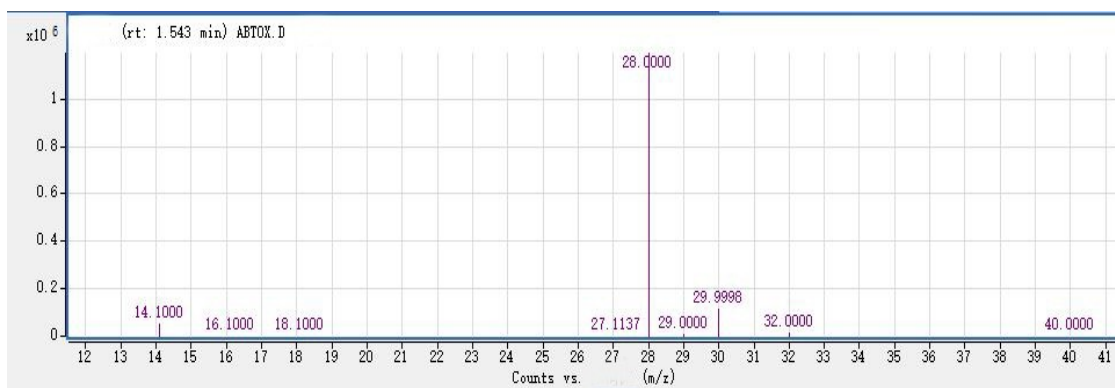


Fig. S<sub>1-1</sub> The mass spectra of  $\text{N}_2$  and  $\text{NO}$  in GC-MS analysis

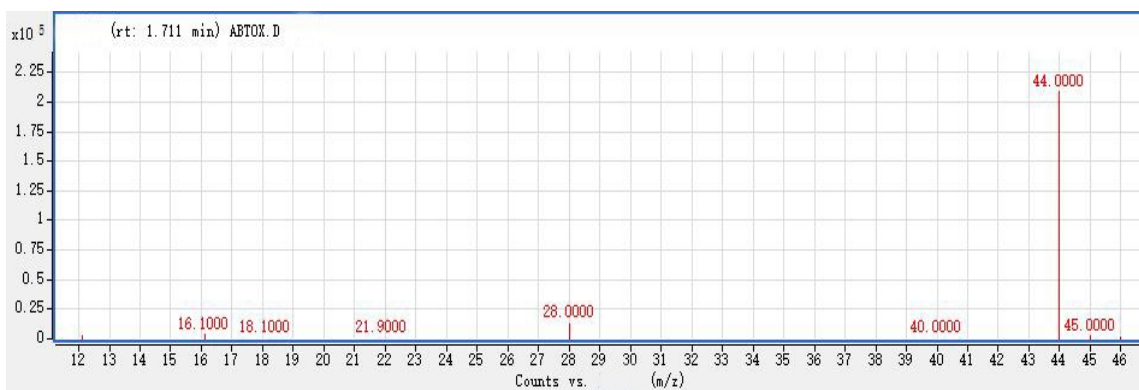


Fig. S<sub>1-2</sub> The mass spectra of  $\text{CO}_2$  in GC analysis

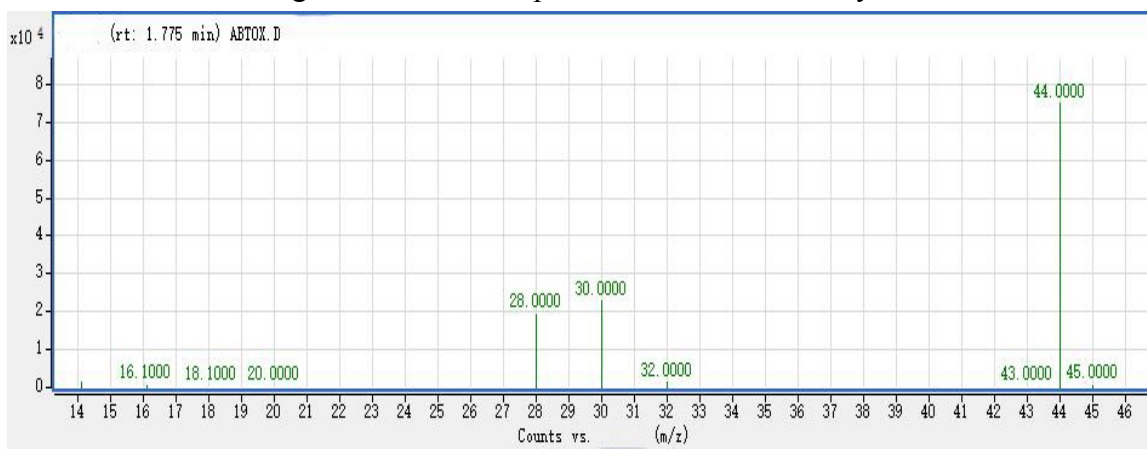


Fig. S<sub>1-3</sub> The mass spectra of  $\text{N}_2\text{O}$  in GC analysis

\* Corresponding author.

E-mail address: fangj609@caep.cn (G.J. Fan)

yukun@caep.cn

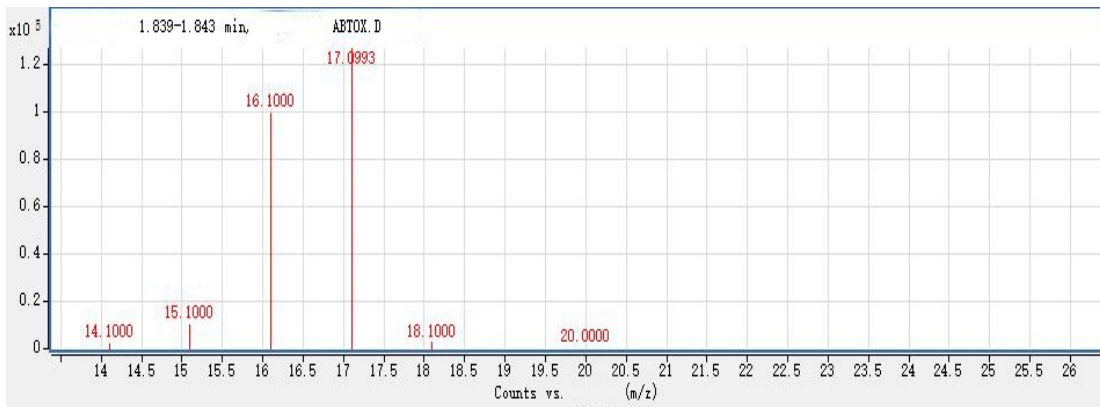


Fig. S<sub>1-4</sub> The mass spectra of NH<sub>3</sub> in GC analysis

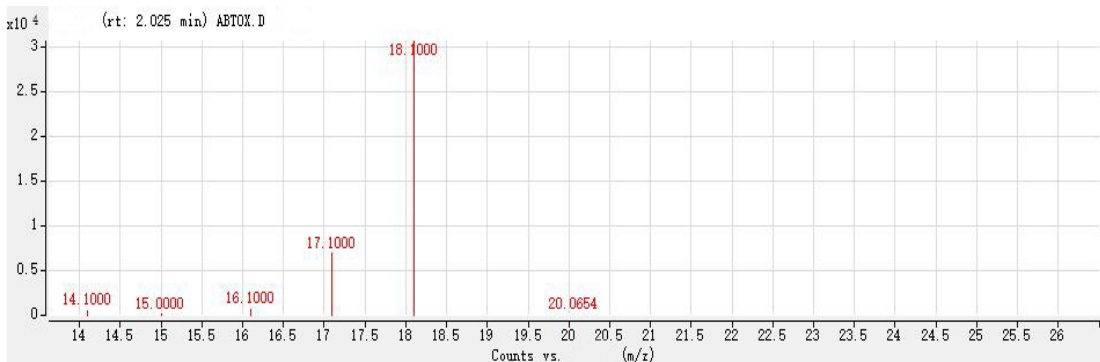


Fig. S<sub>1-5</sub> The mass spectra of H<sub>2</sub>O in GC analysis

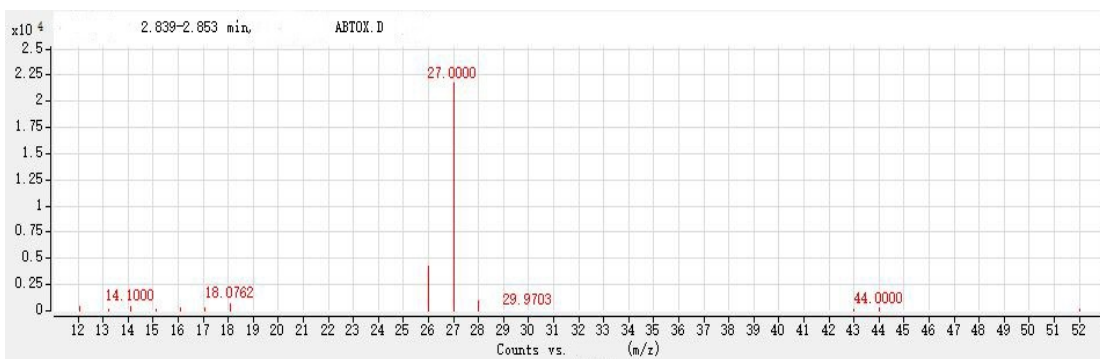


Fig. S<sub>1-6</sub> The mass spectra of HCN in GC analysis

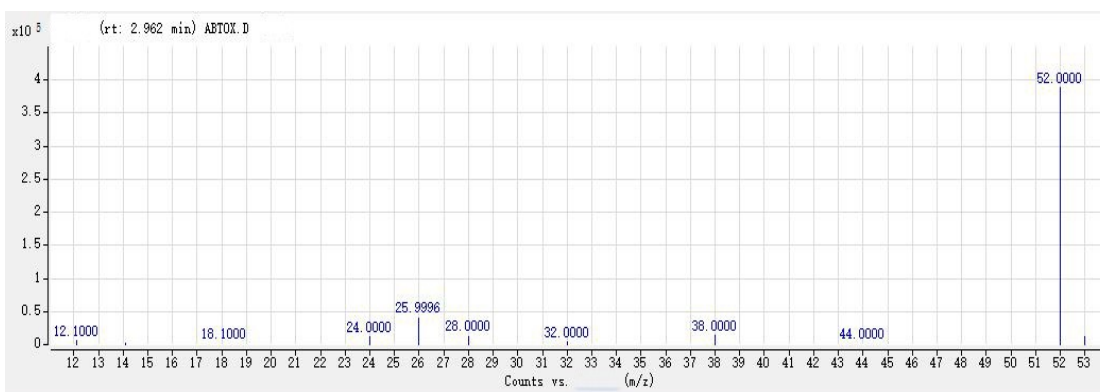


Fig. S<sub>1-7</sub> The mass spectra of C<sub>2</sub>N<sub>2</sub> in GC analysis