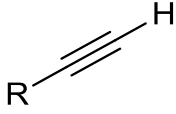
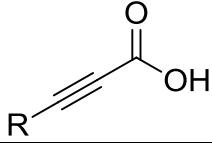
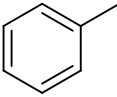
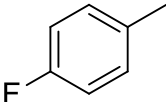
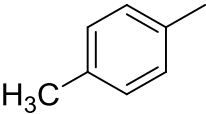
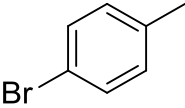
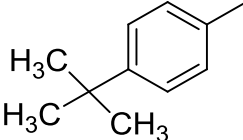
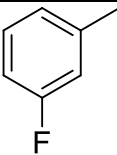
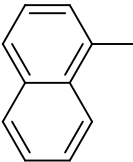
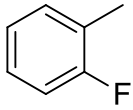
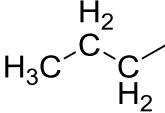
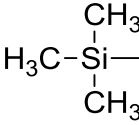
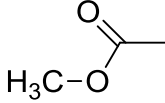
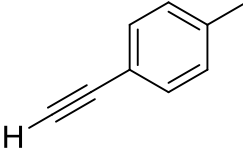
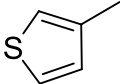
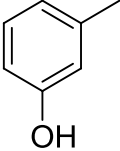
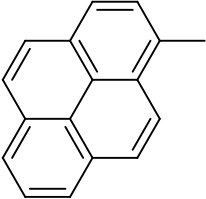


Carboxylation of Terminal Alkynes Promoted by Silver Carbamate at Ambient Pressure

Giulio Bresciani, Fabio Marchetti, Guido Pampaloni

Table S1. NMR data of alkynes and propiolic acids.

		
	7.48 (m, 2H, Ar-H), 7.40-7.21 (m, 3H, Ar-H), 3.06 (s, 1H, ≡CH)	13.62 (br, s, 1H, -COOH), 7.62 (d, 2H, Ar-H), 7.55 (t, 1H, Ar-H), 7.47 (t, 2H, Ar-H)
	7.49 (m, 2H, Ar-H), 6.90 (m, 2H, Ar-H), 3.00 (s, 1H, ≡CH)	13.75 (br, s, 1H, -COOH), 7.69 (m, 2H, Ar-H), 7.29 (m, 2H, Ar-H)
	7.83 (m, 2H, Ar-H), 7.22 (m, 2H, Ar-H), 3.05 (s, 1H, ≡CH), 2.63 (s, 3H, CH ₃)	7.48 (d, 2H, Ar-H), 7.24 (d, 2H, Ar-H), 2.32 (s, 3H, CH ₃)
	7.56-7.35 (m, 4H, Ar-H), 3.11 (s, 1H, ≡CH)	7.67 (d, 2H, Ar-H), 7.57 (d, 2H, Ar-H)
	7.41-7.35 (m, 4H, Ar-H), 4.06 (s, 1H, ≡CH), 1.25 (s, 9H, CH ₃)	7.52 (d, 2H, Ar-H), 7.44 (d, 2H, Ar-H), 1.24 (s, 9H, CH ₃)
	7.38-6.96 (m, 4H, Ar-H), 3.09 (s, 1H, ≡CH)	7.49-7.41 (m, 3H, Ar-H), 7.36-7.31 (m, 1H, Ar-H)
	8.42 (d, 1H, Ar-H); 7.88 (d, 2H, Ar-H); 7.79 (d, 1H, Ar-H); 7.63 (t, 1H, Ar-H); 7.56 (t, 1H, Ar-H); 7.45 (t, 1H, Ar-H); 3.52 (s, 1H, ≡CH)	13.64 (br, s, 1H, -COOH), 8.22 (d, 1H, Ar-H), 8.07 (d, 1H, Ar-H), 7.98 (d, 1H, Ar-H), 7.90 (d, 1H, Ar-H), 7.69 (t, 1H, Ar-H), 7.62-7.53 (m, 2H, Ar-H)
	7.47 (m, 1H, Ar-H), 7.31 (m, 1H, Ar-H), 7.08 (m, 2H, Ar-H), 3.29 (s, 1H, ≡CH)	11.41 (br, s, 1H, -COOH), 7.62 (t, 1H, Ar-H), 7.54 (q, 1H, Ar-H), 7.31-7.22 (m, 2H, Ar-H)
	2.15 (m, 2H, CH ₂ -C), 1.93 (t, 1H, ≡CH), 1.55 (m, 2H, CH ₂ -CH ₃), 1.05 (t, 3H, CH ₃)	12.41 (br, s, 1H, -COOH), 2.32 (t, 2H, CH ₂ -C), 1.49 (m, 2H, CH ₂ -CH ₃), 0.94 (t, 3H, CH ₃)
	2.37 (s, 1H, ≡CH); 0.18 (s, 9H, CH ₃)	9.09 (br, s, 1H, -COOH), 4.14 (s, 9H, CH ₃),
	2.97 (s, 1H, ≡CH); 3.78 (s, 3H, CH ₃)	8.50 (br, 1H, -COOH) 3.76 (s, 9H, CH ₃)
	7.45 (s, 4H, Ar-H); 3.18 (s, 1H, ≡CH)	7.68 (s, 4H, Ar-H)

	7.43 (dd, 1H); 7.17 (dd, 1H); 7.06 (dd, 1H); 2.95 (s, 1H), $\equiv\text{CH}$);	12.77 (br, 1H, -COOH), 8.13 (s, 1H), 7.64 (s, 1H), 7.30 (s, 1H)
	7.22 (t, 1H, Ar-H); 7.12 (d, 1H, Ar-H); 7.00 (t, 1H, Ar-H); 7.87 (dd, 1H, Ar-H); 5.60 (br, 1H, -OH); 3.11 (s, 1H, $\equiv\text{CH}$)	9.92 (br, 1H, Ar-OH), 7.26 (m, 1H, Ar-H), 7.04 (m, 1H, Ar-H), 6.96-6.93 (m, 1H, Ar-H)
	8.60 (d, 1H, Ar-H); 8.25-8.17 (m, 4H, Ar-H); 8.11 (d, 2H, Ar-H); 8.04 (m, 2H, Ar-H); 3.63 (s, 1H, $\equiv\text{CH}$)	8.51-8.15 (m, 9H, Ar-H)