

Supporting Information

Amphiphilic Janus nanosheets by grafting reactive rubber brushes for reinforced rubber materials

Xiao Han, Xincheng Liang, Lei Cai, Aihua He*, Huarong Nie*

Shandong Provincial Key Laboratory of Olefin Catalysis and Polymerization, Key Laboratory of Rubber-Plastics (Ministry of Education), School of Polymer Science and Engineering, Qingdao University of Science and Technology, Qingdao 266042, China.

E-mail address of corresponding author: niehr@iccas.ac.cn; aihuahe@iccas.ac.cn

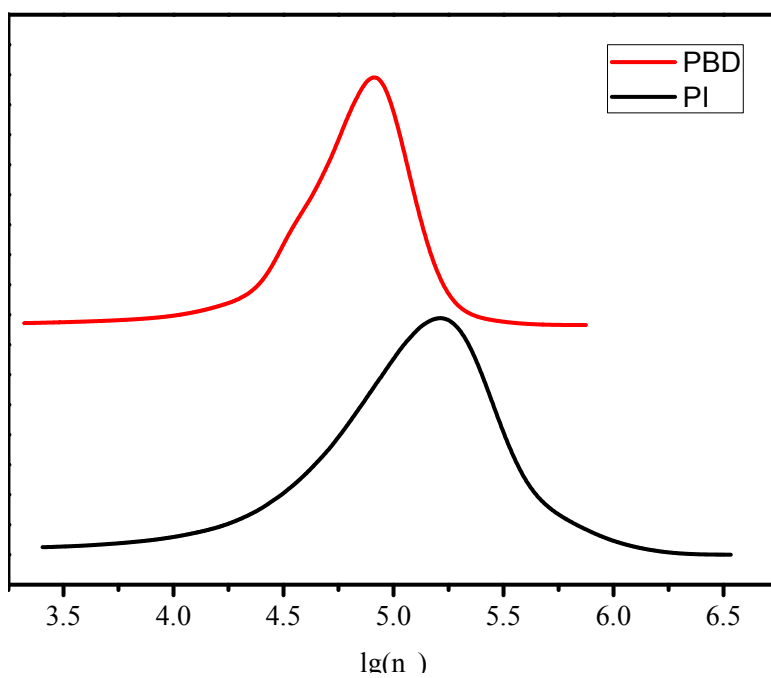


Fig. S1 GPC images of PI and PBd chains grafted on the Janus sheets.

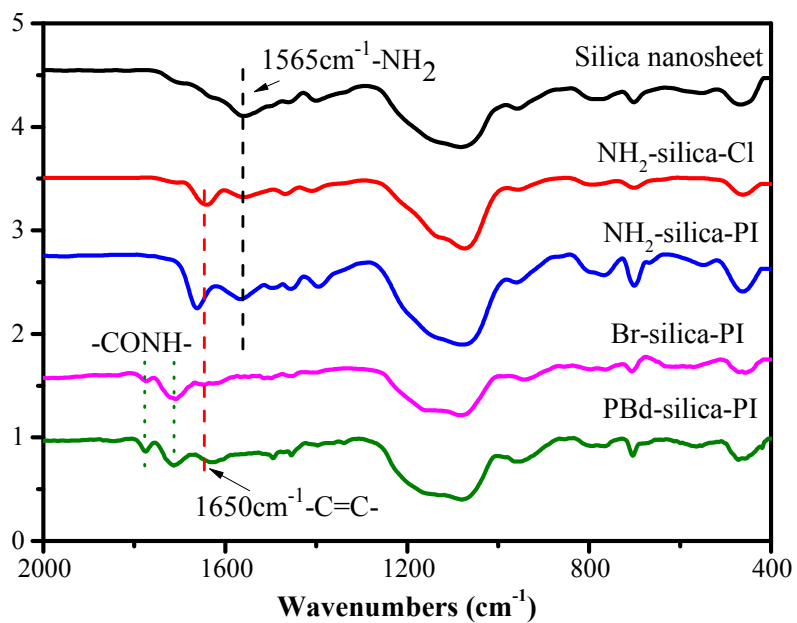


Fig. S2 FTIR spectra of silica nanosheets before and after the attachment of polymer brushes.

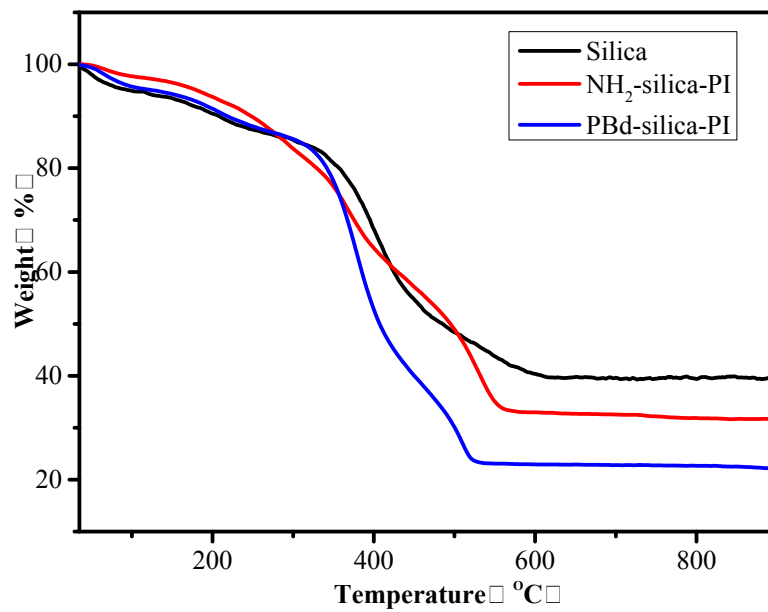


Fig. S3 Thermogravimetric analysis of silica nanosheets, NH₂-silica-PI nanosheets, and PBd-silica-PI Janus nanosheets.

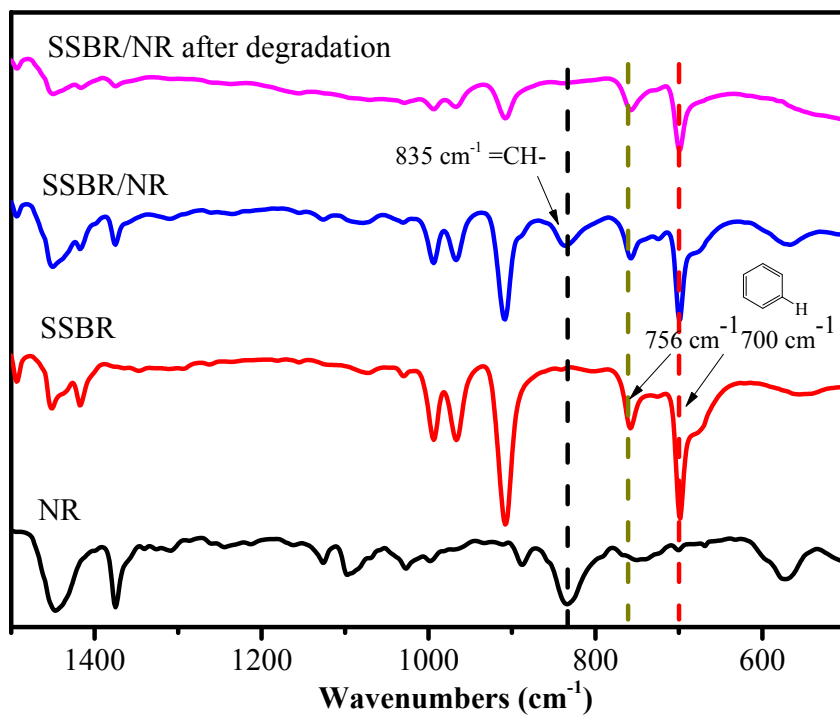


Fig. S4 FTIR spectra of rubber materials before and after degradation by exposure to air at 250 °C for 5 min.