

Electronic Supplementary Material (ESI)

One pot synthesis of hollow hydrangea Au nanoparticle as a dual catalyst with SERS activity for in-suit monitoring reduction reaction

Yazhou Qin,^a Yuxiang Lu,^{a,b} Wufan Pan,^{a,b} Dongdong Yu,^c and Jianguang Zhou ^{* a b}

- a State Key Laboratory of Industrial Control Technology, College of Control Science and Engineering, Zhejiang University, 38 Zheda Road, Hangzhou 310027, P. R. China.
E-mail: jgzhou@zju.edu.cn.
- b Department of Chemistry, Zhejiang University, Hangzhou, 310027, China.
- c Hospital of Zhejiang University, Zhejiang University, Hangzhou, 310027, China.




Fig. S1 SEM image of hollow flower-like Au crystals.




Fig. S2 HRTEM image of hollow flower-like Au crystals.

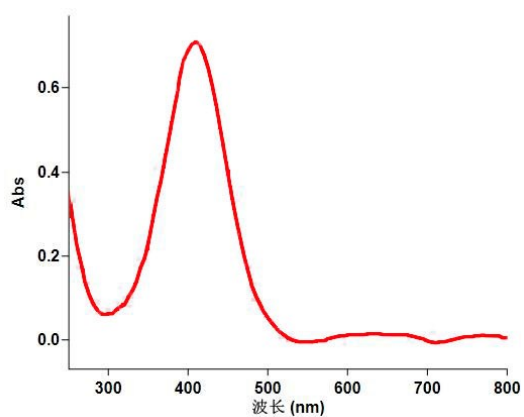


Fig. S3 Absorption spectra of 4-NTP with NaBH_4 .

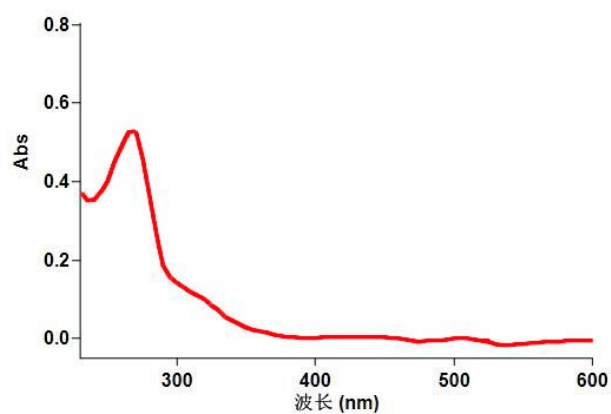


Fig. S4 Absorption spectra of 4-ATP with NaBH_4 .



trans-DMAB

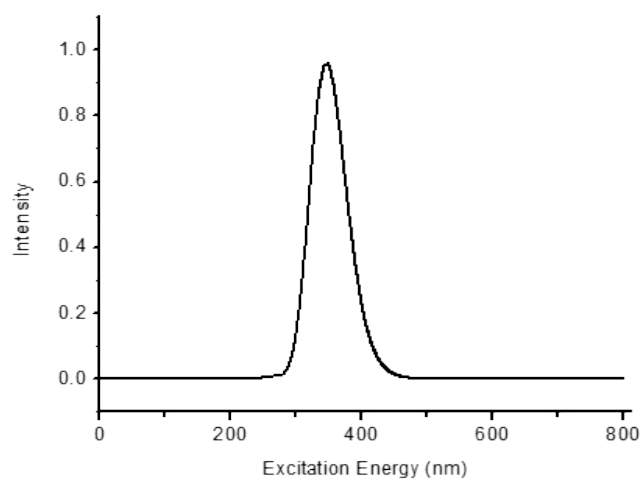


Fig. S5 The optimized structure and the calculate UV-vis spectra analysis of *trans*-DMAB.

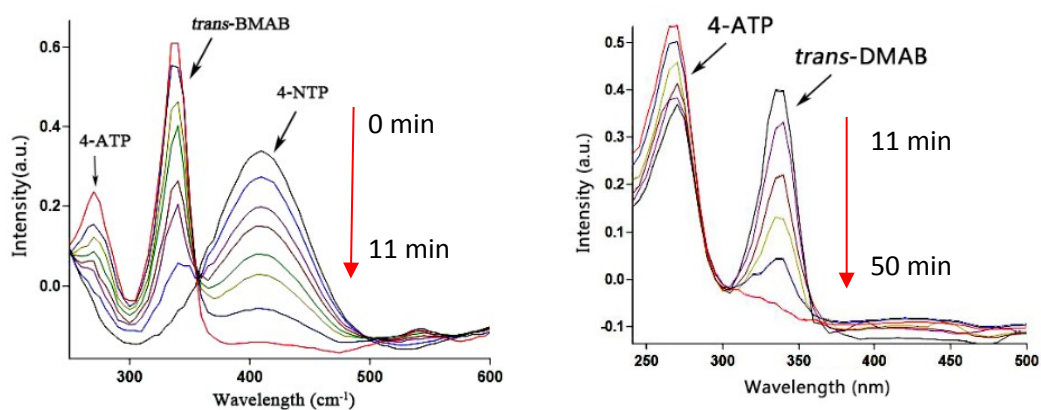


Fig. S6 Absorption spectra of 4-NTP with NaBH_4 in the presence of 1.0 mg Au nanoparticles.

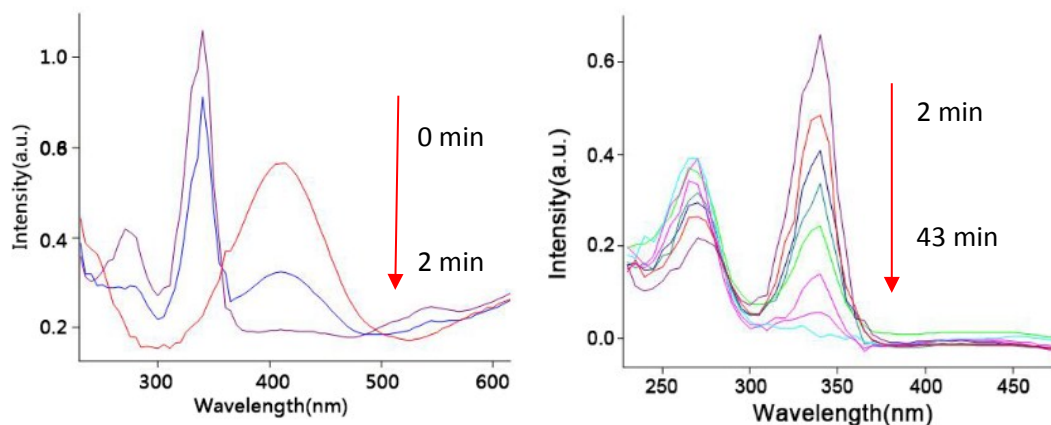


Fig. S7 Absorption spectra of 4-NTP with NaBH_4 in the presence of 1.5 mg Au nanoparticles.

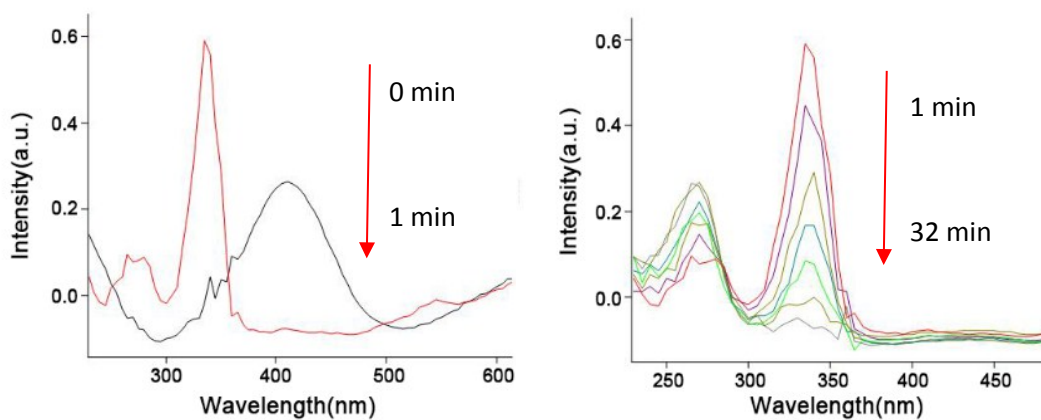


Fig. S8 Absorption spectra of 4-NTP with NaBH_4 in the presence of 2.0 mg Au nanoparticles.