

## Supplementary Information

### Photophysical deactivation behaviour of Rhodamine B by different graphite materials

Varnika Prakash<sup>a</sup>, Rekha Bhar<sup>b</sup>, Shweta Sharma<sup>a</sup> and S.K.Mehta<sup>\*b</sup>




Fig. S1 Photographic image of graphite (left) and EG(right)

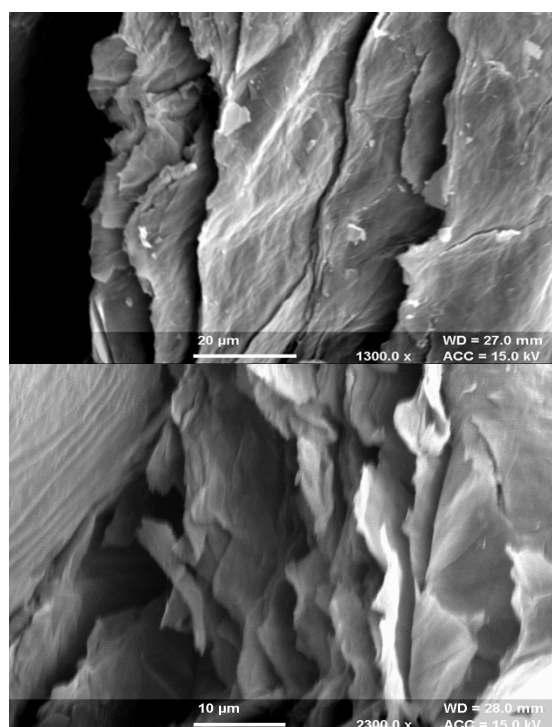
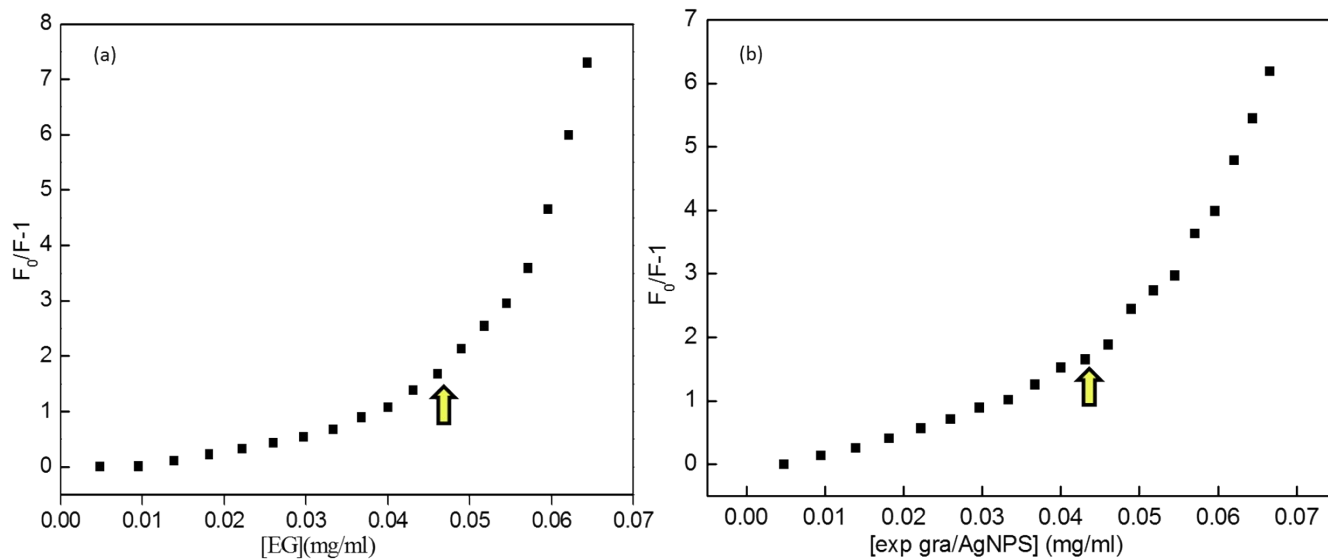


Fig. S2 FESEM images of graphite flakes



**Fig. S3 (a) Stern-Volmer plot of Rhod B-EG system (b) Rhod B-EG/AgNPs system at 303.15 K**