

Supporting Information

Synthesis of a novel nano-rod-shaped hierarchical silicoaluminophosphate SAPO-11 molecular sieve with enhanced hydroisomerization of oleic acid to iso-alkanes

Lingmei Yang ^{a,b,c}, Huiwen Li ^{a,b,c}, Jun ying Fu ^{a,b,c}, Ming Li ^{a,b,c}, Changlin Miao ^{a,b,c*}, Zhongming Wang

^{a,b,c}, Pengmei Lv ^{a,b,c*}, Zhenhong Yuan ^{a,b,c}

^a Guangzhou Institute of Energy Conversion, Chinese Academy of Sciences, Guangzhou 510640, China

^b CAS Key Laboratory of Renewable Energy, Guangzhou 510640, China

^c Guangdong Provincial Key Laboratory of New and Renewable Energy Research and Development, Guangzhou 510640, China




Fig.S1. The TEM image of the SAPO-11-A

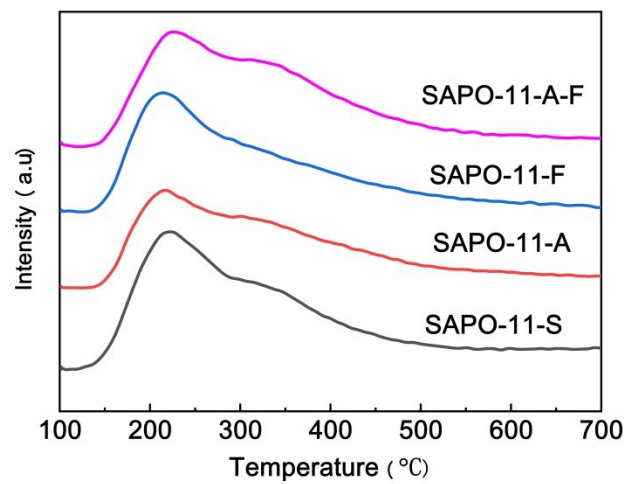


Fig.S2. NH₃-TPD spectra for different SAPO-11 samples

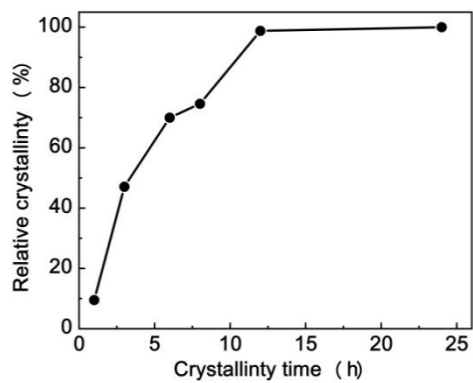


Fig.S3. Crystallization curves of SAPO-11-A-F obtained during different periods at 200 °C.

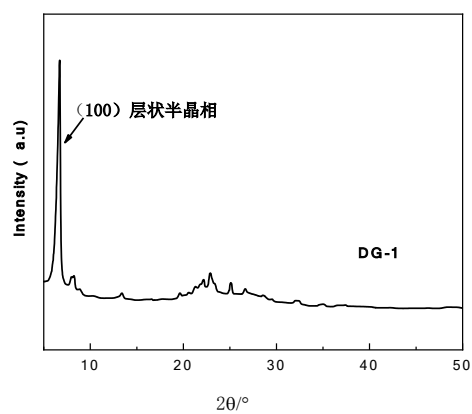


Fig.S4. The XRD spectra of the DG-1 sample

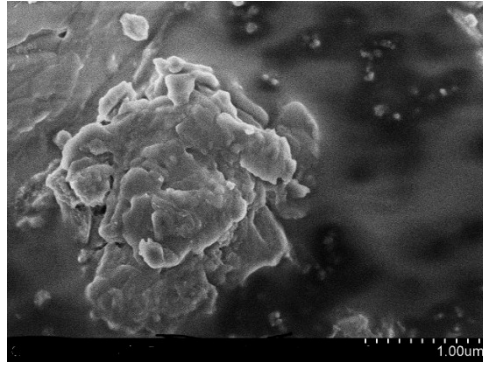


Fig.S5. The SEM image of the DG-1 sample

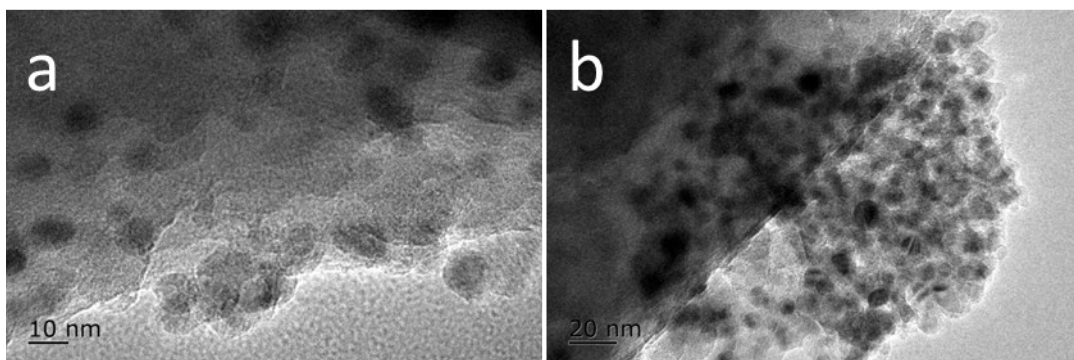


Fig. S6. TEM images of the different 7Ni/SAPO-11 catalysts. (a) 7Ni/SAPO-11-S
(b) 7Ni/SAPO-11-A-F

Tables S1. Acid site densities of SAPO-11 catalysts by NH₃-TPD curve

Catalysts	Peak temperature (°C)		Acid site content ^a (mmol/g)
SAPO-11-S	215	317	0.90
SAPO-11-A	215	300	0.89
SAPO-11-F	211	—	0.82
SAPO-11-A-F	221	326	0.97

^a Calculated from NH₃-TPD curve.