

Electronic Supporting Information *for*

Direct formation of hydrophilic honeycomb film by self-assembly in breath figure templating of hydrophobic polylacticacid/ionic surfactant complexes

Hongyao Yin,^a Fuxing Zhan,^a Yue Yu,^a Zongcheng Li,^a Yujun Feng^{*a} and Laurent Billon^{*b,c}

^a Polymer Research Institute, State Key Laboratory of Polymer Materials Engineering, Sichuan University, Chengdu 610065, PR China. E-mail: yjfeng@scu.edu.cn; Tel: +86 28 85 40 80 37

^b IPREM, E2S/Université de Pau & Pays Adour, CNRS UMR 5254, 2 Avenue du President Angot, Pau F-64053, France

^c Bio-inspired Materials Group, Functionality & Self-assembly, Université de Pau & Pays Adour, 2 avenue du President Angot, Pau F-64053, France. E-mail: laurent.billon@univ-pau.fr; Tel: +33 05 59 40 76 09

Additional results


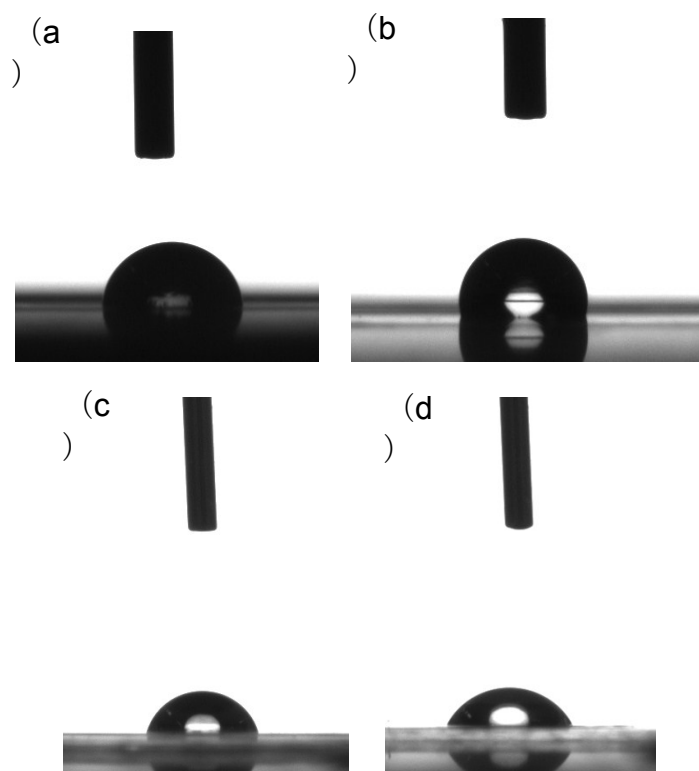


Fig. S1 SEM image of PD2 continuous film. The scale bar is 1 μm . The film is quite flat and no pores were observed.



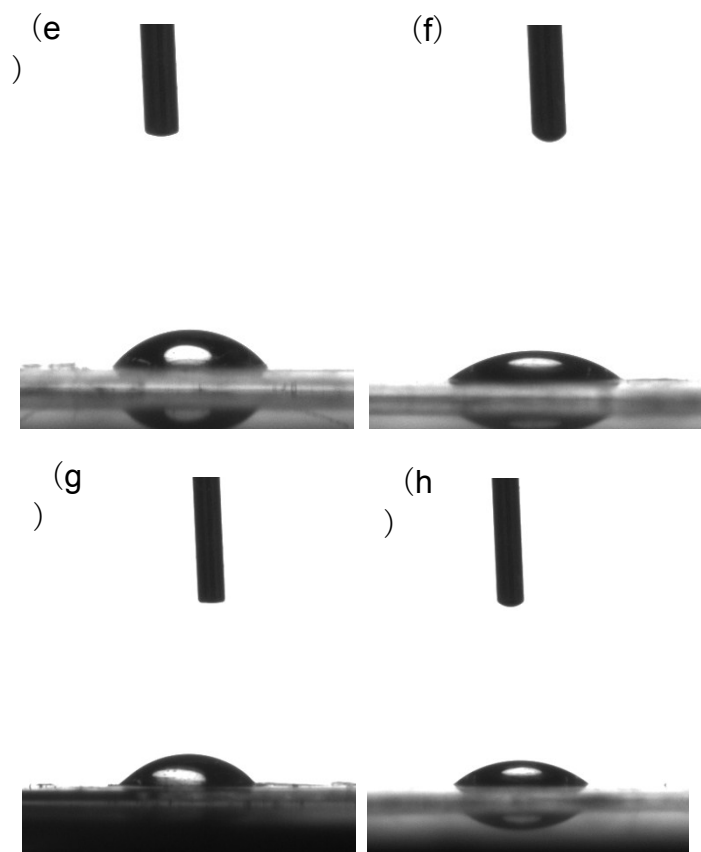


Fig. S2 Snapshots of a water droplet on different films. (a) PLA continuous film; (b) PLA porous film; (c) PD1 continuous film; (d) PD1 honeycomb film; (e) PD2 continuous film; (f) PD2 honeycomb film; (g) PD3 continuous film; (h) PD3 honeycomb film.