

An Efficient Electrochemical Synthesis of Diamino-*o*-benzoquinone: Mechanistic and Kinetic Evaluation of the Reaction of Azide Ion with *o*-Benzoquinone

Davood Nematollahi,^{*a} Abbas Afkhami^a, Esmail Tammari^b, Tahere Shariatmanesh^a, Mahdi Hesari^{a,c}, and Maryam Shojaeifard^d

^a Faculty of Chemistry, University of Bu-Ali-Sina, Hamadan, 65174, Iran. Fax: +98-811-8272404 E-mail: nemat@basu.ac.ir

^b Asadabad Center, Region 6, Payame Noor University, Iran.

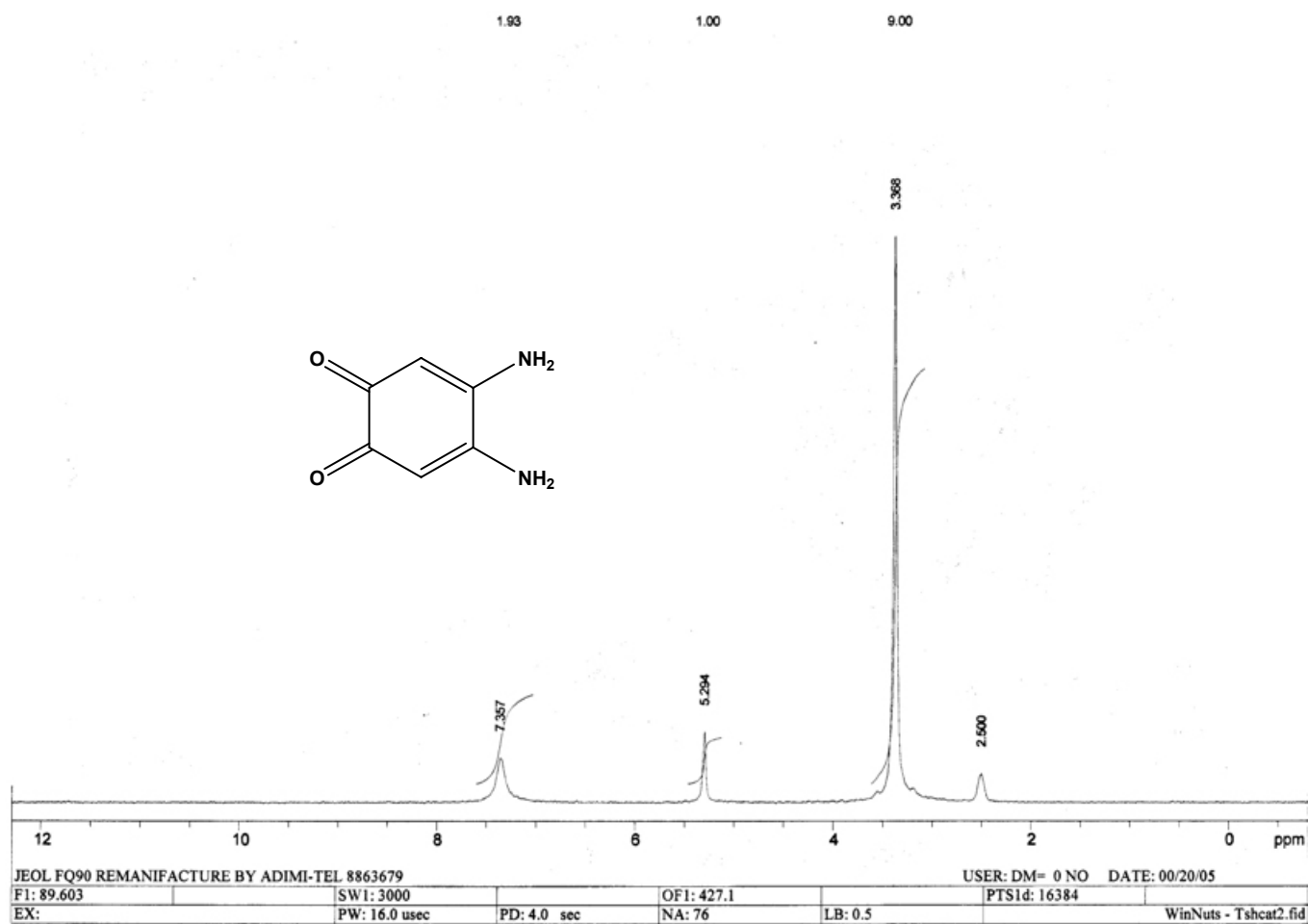
^c Department of Soil Science, Faculty of Agriculture, University of Bu-Ali-Sina, Hamadan, 65174, Iran.

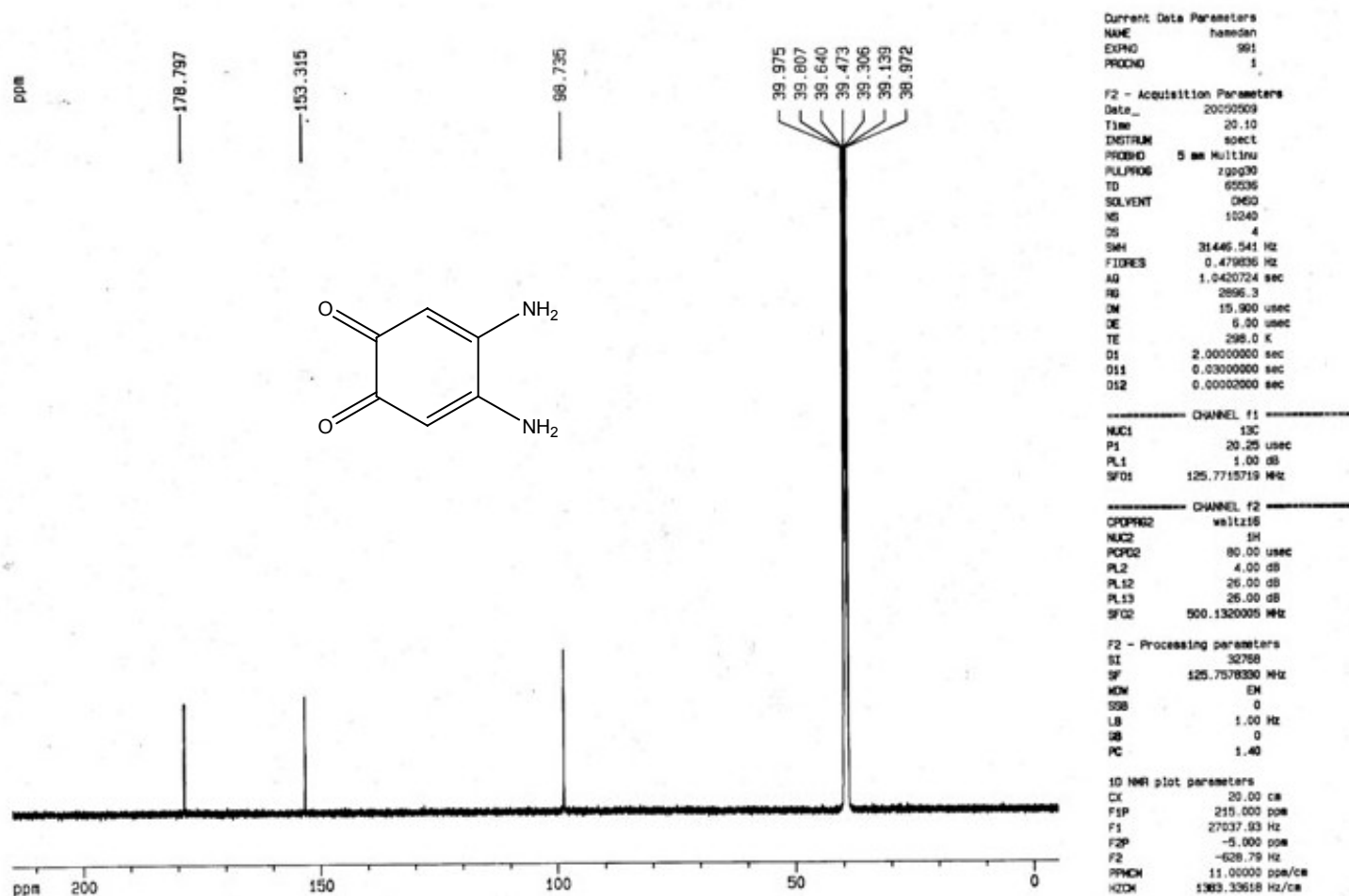
^d Department of Chemistry, Graduate School, Azad University, Arak, Iran

supplementary Information

Table of Contents:

1. ¹ H NMR spectrum of synthesized diamino- <i>o</i> -benzoquinone (6)	Page 2
2. ¹³ C NMR spectrum of synthesized diamino- <i>o</i> -benzoquinone (6).....	Page 3
3. M.S spectrum of synthesized diamino- <i>o</i> -benzoquinone (6)	Page 4
4. IR spectrum of synthesized diamino- <i>o</i> -benzoquinone (6).....	Page 5
5. Cyclic voltammogram of electrooxidation of catechol in the presence of azide in various potential scan rates.....	Page 6
6. Cyclic voltammogram of electrooxidation of catechol in the presence of azide in various pHs.....	Page 7

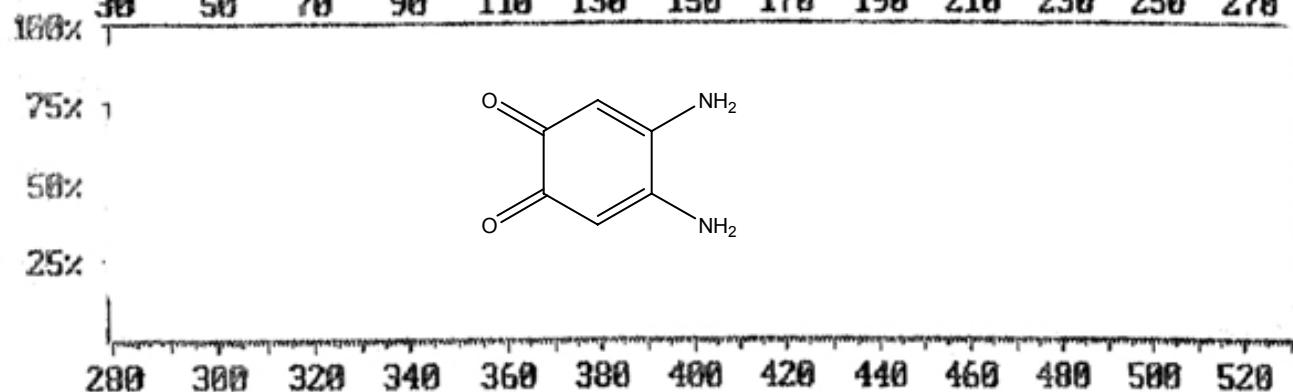
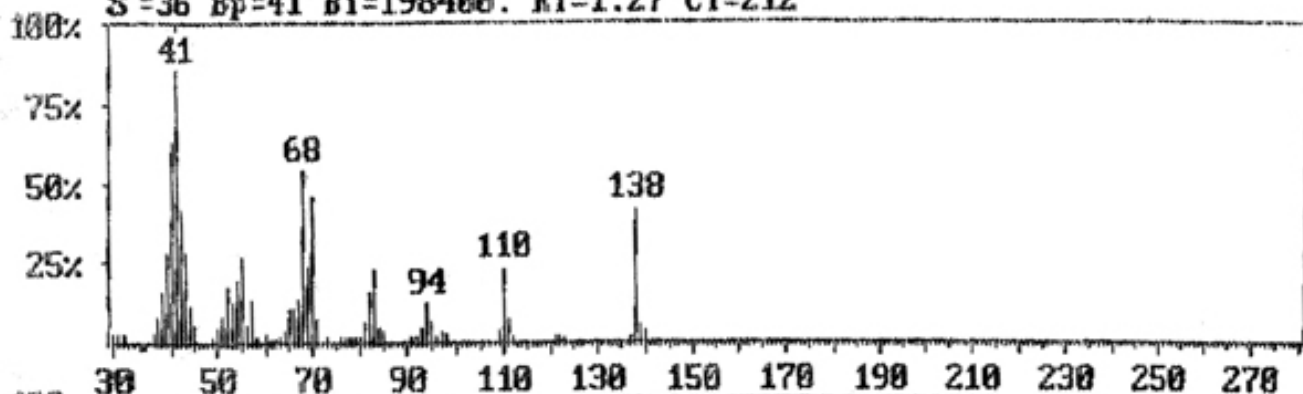




DI/SHAKIATMANESH M=149 OR 123/83.10.05

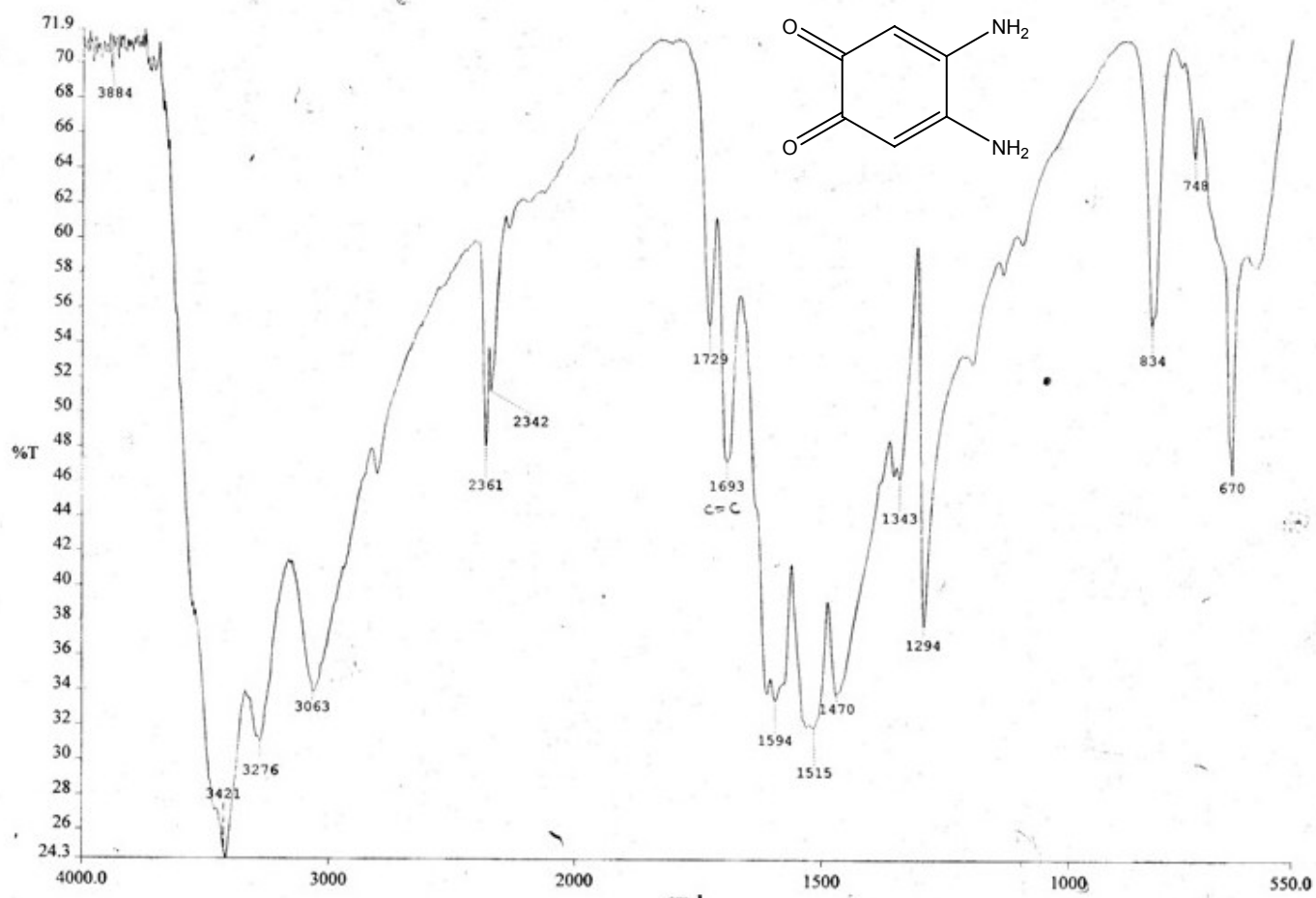
File : DI_33.X35 Date 7/10/10 Time 12:12:28

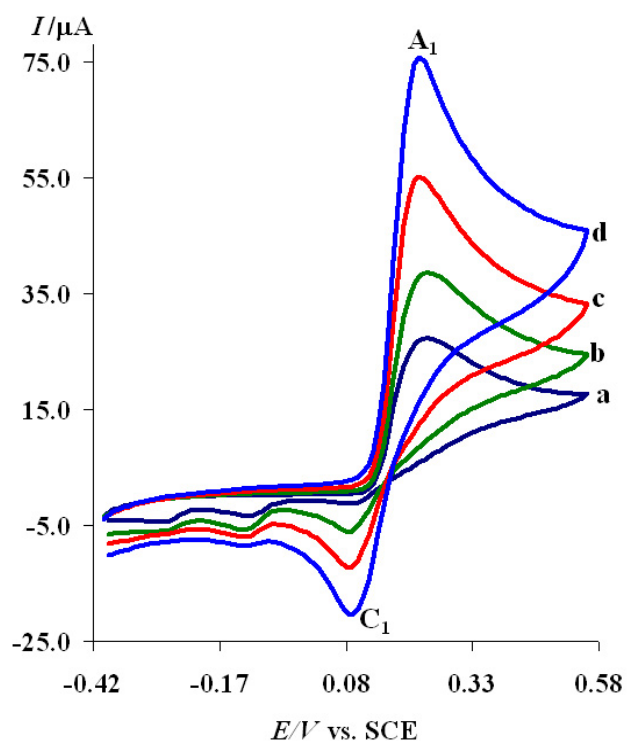
S=36 Bp=41 Bi=198400. RT=1.27 CI=212



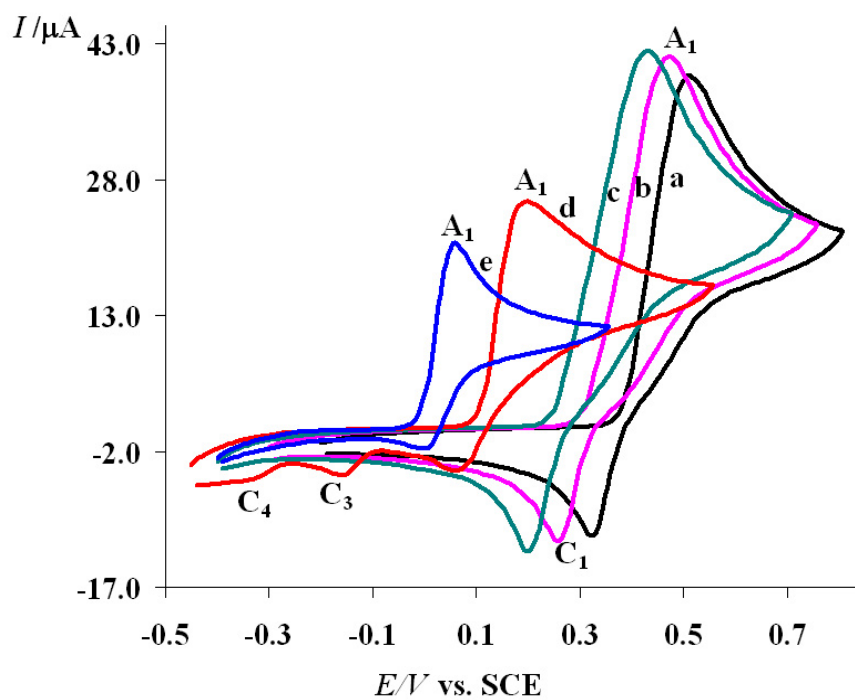
SB=30 SE=140 DB=30 DE=510 N=0 Z=2 T=0.0 Fact[-> 1 *1

S List > S=36 B=0 Pos=9 Tot=9





Typical voltammograms for 1.5 mM catechol in the presence of 5 mM azide ion at various scan rates. Scan rates from (a) to (d) are 10, 25, 50 and 100 mVs⁻¹, respectively.). $t = 25 \pm 1$ °C.



Cyclic voltammograms for 1 mM catechol in the presence of 5 mM azide ion in different pH, at glassy carbon electrode. pHs from a to e, are 2.0, 3.0, 4.0, 7.0 and 9.0 respectively. Scan rate 25 mV/s. $t = 25 \pm 1$ °C.