

Supporting Information

Pore morphology: a vital factor in determining electrochemical properties for electrical double layer capacitors

Yeru Liang, Zhenghui Li, Xiaoqing Yang, Ruowen Fu, Dingcai Wu*

Materials Science Institute, Key Laboratory for Polymeric Composite and Functional

Materials of Ministry of Education, School of Chemistry and Chemical Engineering,

Sun Yat-sen University, Guangzhou 510275, P. R. China

Experimental

1. Sample preparation

Synthesis of SBA-15. SBA-15 was prepared according to the method described in the reference¹. Briefly, 10 g of P123, 182 ml of H₂O, and 4.6 ml of HCl (37 wt.%) were mixed and stirred until complete homogenization. Subsequently, 17.3 ml of TEOS was added and continuously stirred at 35 °C for 24 h. After that, the mixture was heated at 100 °C for 24 h. The product was filtered, dried and then calcined in the air at 550 °C for 6 h, leading to formation of SBA-15.

Synthesis of OMC. OMC was prepared according to the procedures reported in the reference¹. Briefly, 10 g of SBA-15 was added to a solution obtained by dissolving 12.5 g of sucrose and 1.4 g of H₂SO₄ in 50 g of H₂O. The mixture was reacted for 6 h at 100 °C and subsequently for 6 h at 160 °C. The obtained sample was treated again at 100 and 160 °C after the addition of 8 g of sucrose, 0.8 g of H₂SO₄ and 50 g of

H₂O. Then the sample was heated to 900 °C with a heating rate of 5 °C/min, and kept at this carbonization temperature for 3 h in N₂ flow. After that, the carbon/silica composites were washed using HF solution to obtain OMC.

Synthesis of WMC. WMC was prepared according to the procedures reported in our previous work². Briefly, 2 g of sucrose was dissolved in 3 ml of H₂SO₄ (pH=2.0), followed by adding 4 ml of tetraethyl orthosilicate (TEOS). The mixture was stirred continuously until complete homogenization. Subsequently, 4 wt.% hydrofluoric acid (HF) solution (HF/TEOS molar ratio = 1/30) was added under stirring. The obtained homogeneous mixture was quickly gelled and aged in an open plastic bottle at 40 °C for 2 days. The obtained sample was further reacted for 6 h at 100 °C and subsequently for 6 h at 160 °C. Then the resulting sucrose/silica gel composite was heated to 900 °C with a heating rate of 5 °C /min, and kept at this carbonization temperature for 3 h in N₂ flow. After that, the carbon/silica composite was washed using HF solution to obtain WMC.

Synthesis of silica gel. The silica gel template was prepared by calcination of the sucrose/silica gel composite, which was obtained in the section of “Synthesis of WMC”, in the air at 550 °C for 6 h.

2. Characterization

Low-angle XRD patterns were recorded on a D-MAX 2200 VPC diffractometer using Cu K α radiation (40 kV, 30 mA). N₂ adsorption measurements were carried out using a Micromeritics ASAP 2010 analyzer at 77 K. The pore size distributions of the samples were derived from the adsorption branch by Barrett-Joyner-Halendar (BJH)

theory with Kruk-Jaroniec-Sayari correction³. The BET surface area (S_{BET}) and the mesopore volume (V_{mes}) were determined by BET theory and BJH method, respectively.

The electrode was obtained by pressing a mixture film of carbon sample (92 wt%) and polytetrafluorethylene (8 wt%) into a nickel foam current collector. 6 mol/L KOH aqueous solution was chosen as the electrolyte. The cyclic voltammetry (CV) and electrochemical impedance spectroscopy (EIS) measurements were carried out in a coin-type cell using an IM6e electrochemical workstation. The galvanostatic charge-discharge behavior was characterized by BT2000 (ARBIN Instruments).

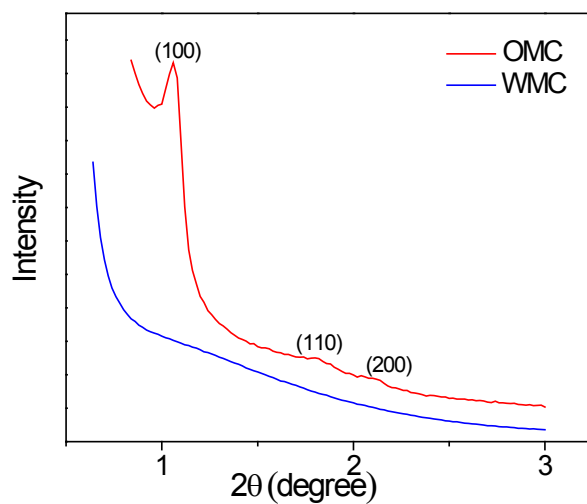


Fig. S1 XRD patterns of OMC and WMC samples.

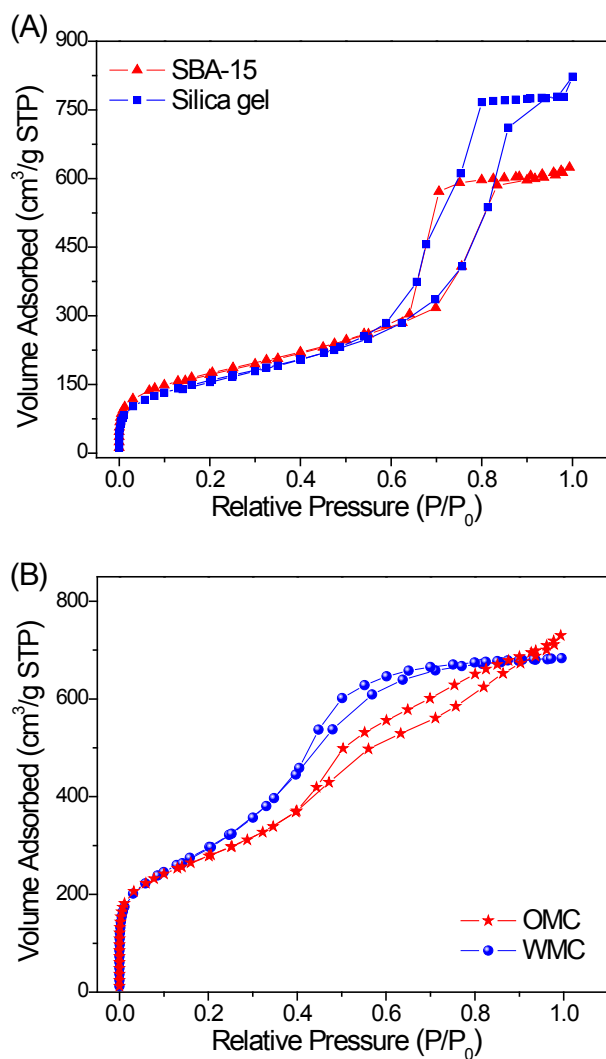


Fig. S2 N₂ adsorption-desorption isotherms of (A) silica templates and (B) porous carbon samples.

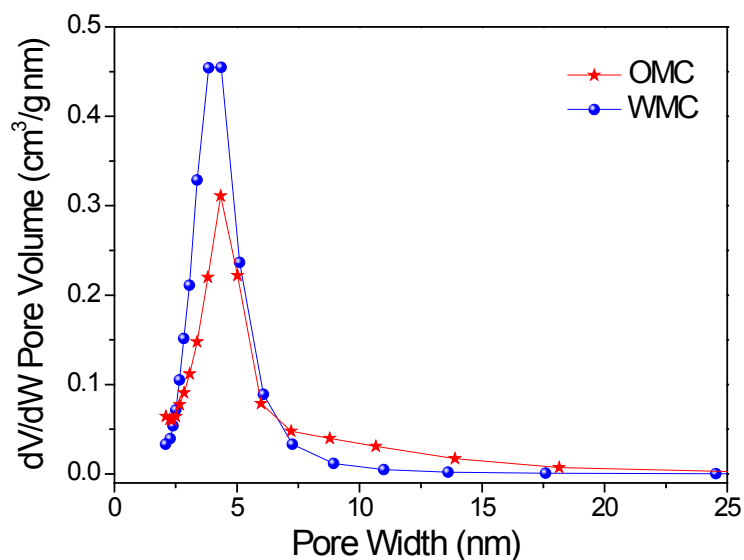


Fig. S3 BJH adsorption dV/dW pore size distributions of OMC and WMC samples.

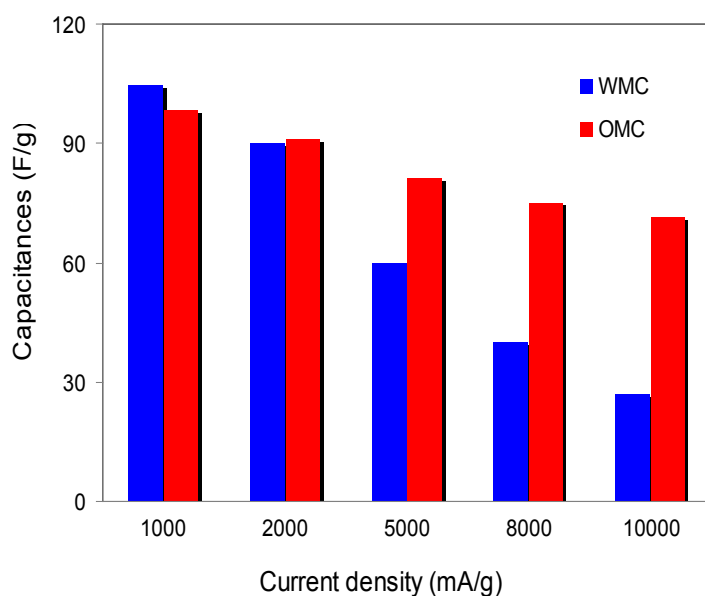


Fig. S4 Mass capacitances of WMC and OMC samples.

References

1. S. Jun, S. H. Joo, R. Ryoo, M. Kruk, M. Jaroniec, Z. Liu, T. Ohsuna and O. Terasaki, *J. Am. Chem. Soc.*, 2000, **122**, 10712.
2. D. C. Wu, Z. H. Li, Y. R. Liang, X. Q. Yang, X. H. Zeng and R. W. Fu, *Carbon*, 2009, **47**, 916.
3. M. Kruk, M. Jaroniec and A. Sayari, *Langmuir*, 1997, **13**, 6267.