

ELECTRONIC SUPPLEMENTARY INFORMATION

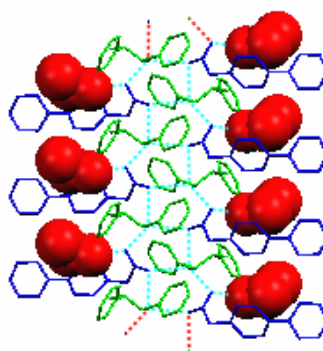
Chiral Channel-like Cavity which is Tunable via Changes in
 2_1 -Column Packing Structure

Yoshitane Imai,^{a,*} Kakuhiro Kawaguchi,^a Katuzo Asai,^a Tomohiro Sato,^b Reiko Kuroda^{b,c,*}
and Yoshio Matsubara^{a,*}

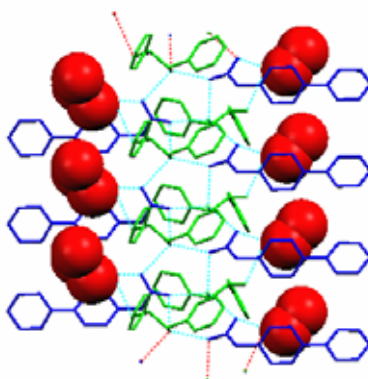
^a Department of Applied Chemistry, Faculty of Science and Engineering,
Kinki University, 3-4-1 Kowakae, Higashi-Osaka 577-8502, Japan.

^b JST ERATO-SORST Kuroda Chir morphology Team, 4-7-6, Komaba, Meguro-ku,
Tokyo, 153-0041, Japan.

^c Department of Life Sciences, Graduate School of Arts and Sciences, The University of
Tokyo, 3-8-1 Komaba, Meguro-ku, Tokyo, 153-8902, Japan.



Complex III



Complex IV

Fig. SI-1 The 2_1 -columnar hydrogen- and ionic-bonded network of complexes III and IV. EtOH and *n*-PrOH are shown as red space-filling molecules.

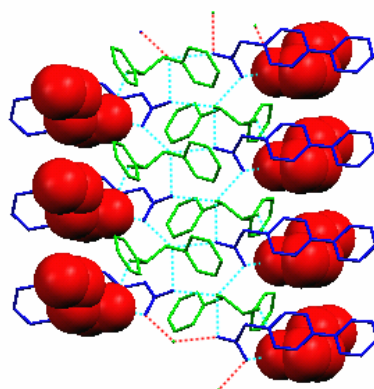


Fig. SI-2 The 2_1 -columnar hydrogen- and ionic-bonded network of complex **V**. *n*-BuOH are shown as red space-filling molecules.

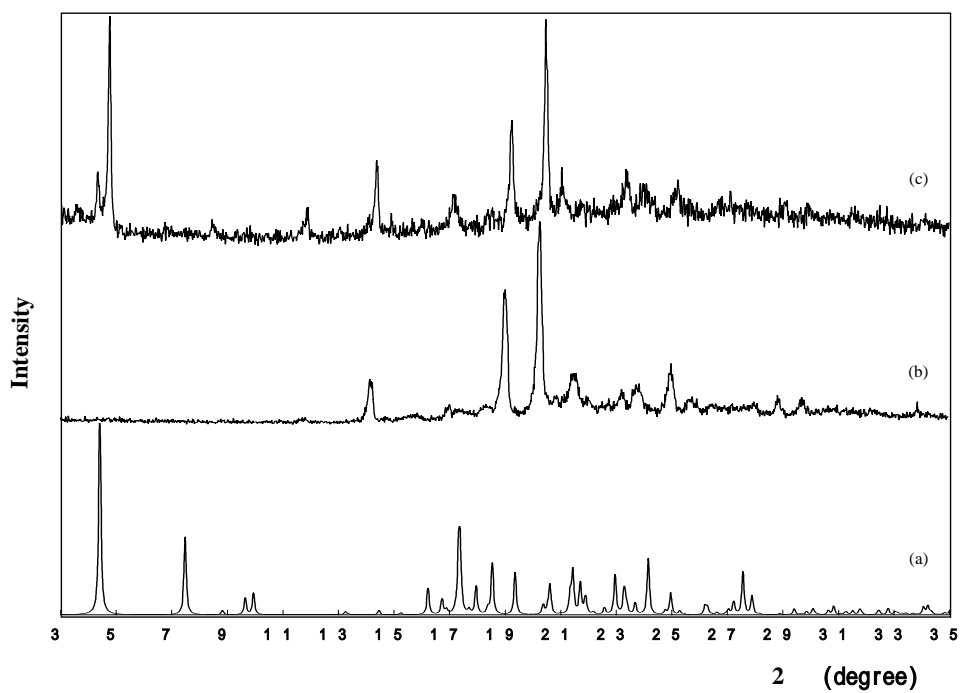


Fig. SI-3 Change of X-ray powder diffraction patterns of complex **V**. (a) Complex **V**. (b) Complex **V-1**, obtained under air condition. (c) Complex **V-2**, obtained under *n*-BuOH vapor condition.