

Supporting information:

$[\text{Cu}(\text{N}_3)(p\text{-CPA})]_n$: a Two Dimensional Network Exhibiting Spin Reorientation

*George E. Kostakis,^a Kartik Chandra Mondal,^b Ghulam Abbas,^b Yanhua Lan,^b
Ghenadie Novitchi,^b Gernot Buth,^c Christopher E. Anson,^b and Annie K. Powell^{*a,b}*

^a *Institute for Nanotechnology, Forschungszentrum Karlsruhe, Karlsruhe Institute of
Technology, Postfach 3640, D-76021 Karlsruhe, Germany*

^b *Institut für Anorganische Chemie der Universität Karlsruhe, Karlsruhe Institute of
Technology, Engesserstr. 15, D-76131 Karlsruhe, Germany. Email: [powell@ioc.uni-
karlsruhe.de](mailto:powell@ioc.uni-karlsruhe.de); Fax: +49 721 608 8142; Tel: +49 721 608 2135.*

^c *Institut für Synchrotronstrahlung, Forschungszentrum Karlsruhe, Karlsruhe
Institute of Technology, Postfach 3640, D - 76021 Karlsruhe, Germany.*

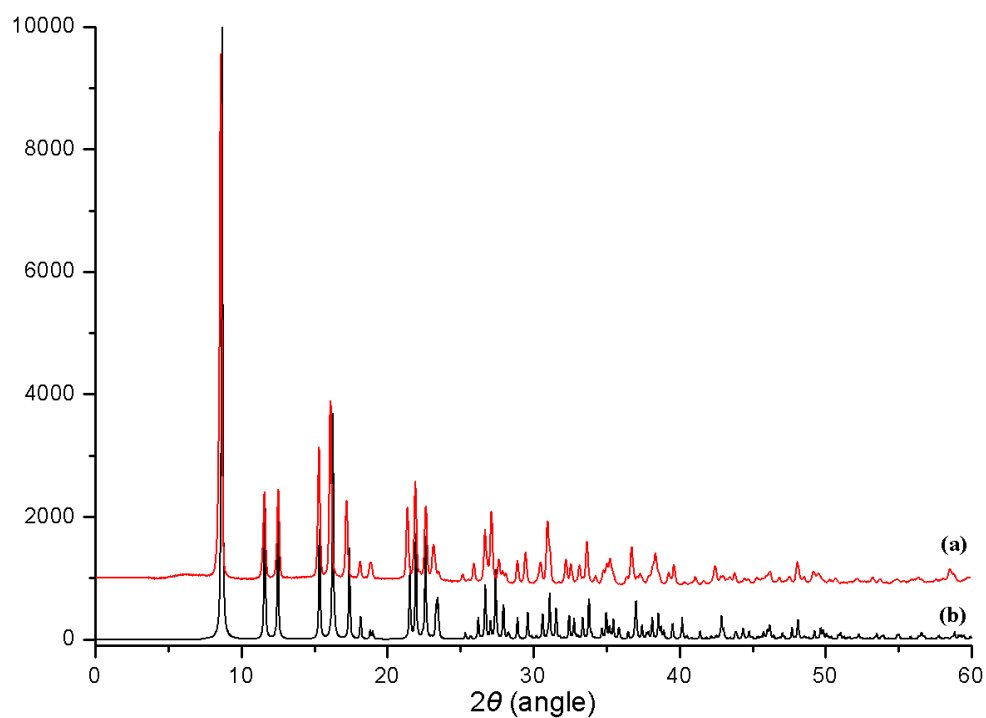


Fig. S1. XRPD patterns for compound 1: (a) experimental; (b) simulated

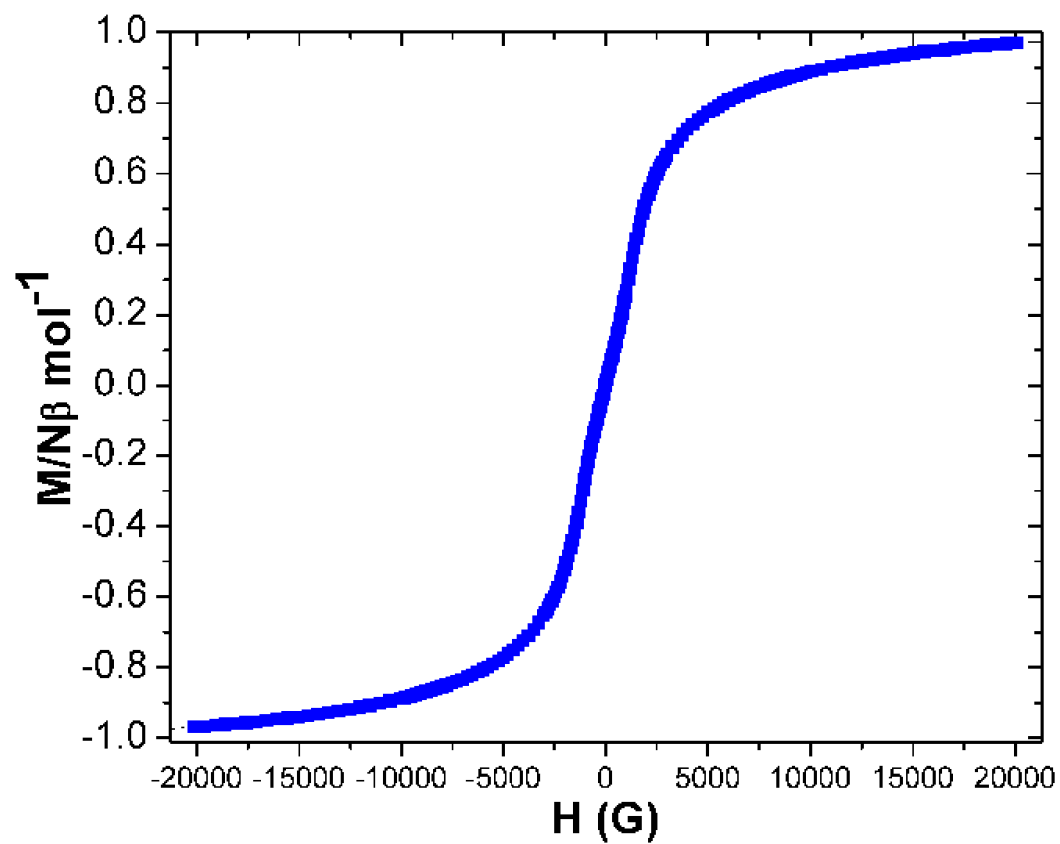


Figure S2 Plots of M vs H plot at 2 K.

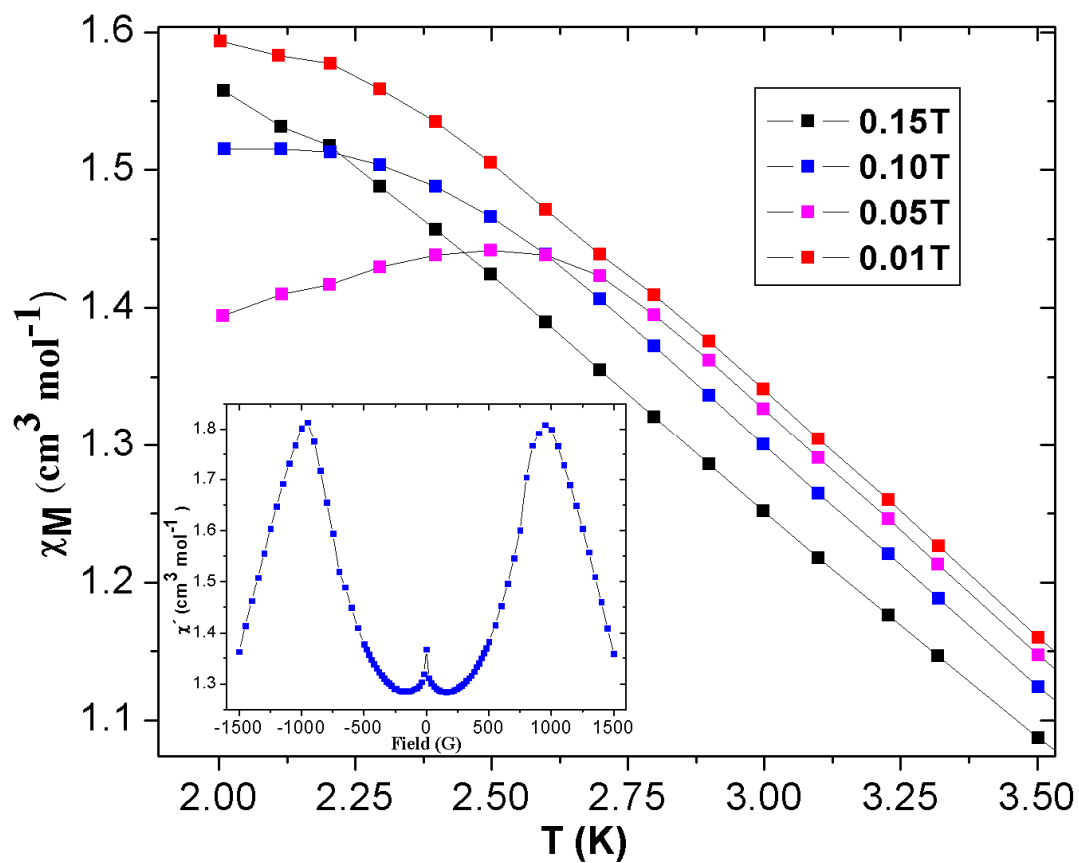


Figure S3 Plots of χ_M vs T at the indicated fields. Plot of in-phase molar magnetic susceptibility χ'_M vs H (inset) at 2 K.