

Supporting Information

Dehydration and Rehydration Behaviors of a New Trinodal Topological 3D Framework of Cd(II) Benzimidazole-5,6-dicarboxylate

Yong-Ru Liu, Lei Li, Tao Yang, Xing-Wen Yu, and Cheng-Yong Su

Figure S1. The simulated and measured powder X-ray diffraction patterns for complexes **1** and **1'**.

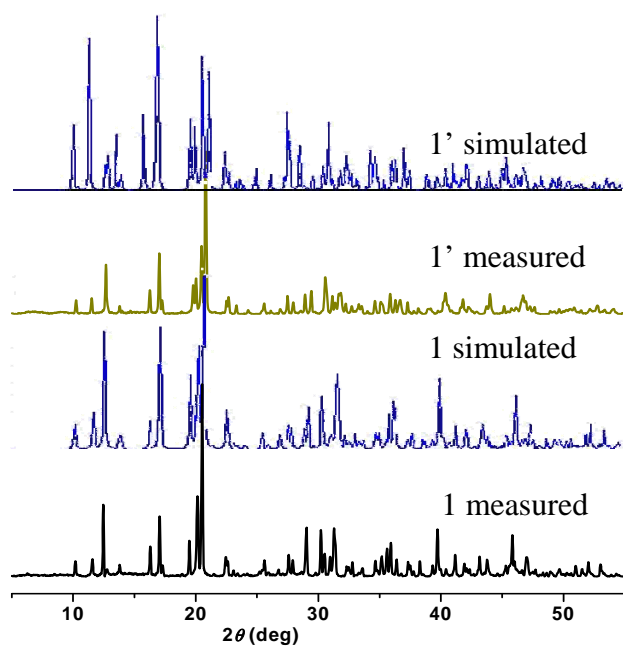


Figure S2 Time-dependent single crystal X-Ray diffraction patterns at 348K

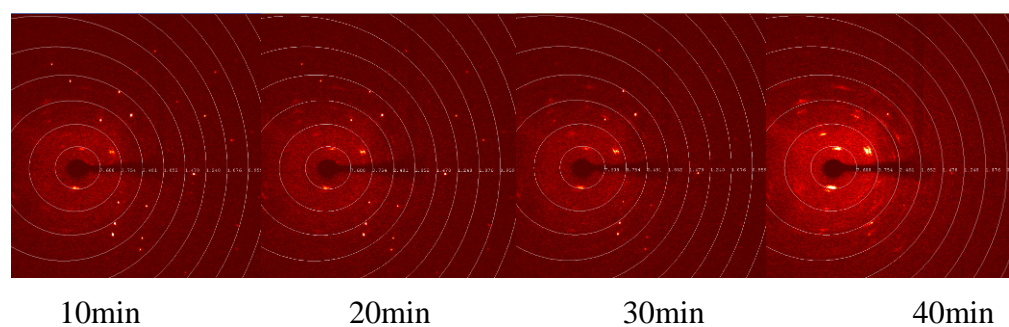


Figure S3. DSC curve for complex **1**.

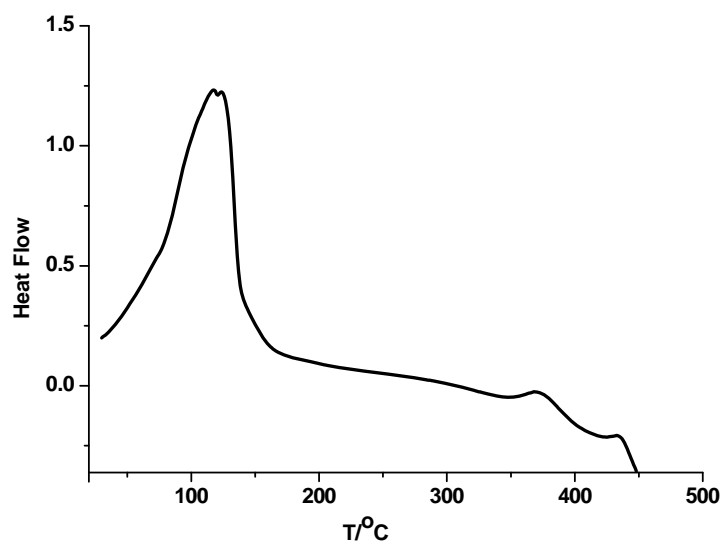


Figure S4. Excited (left) and emission (right) spectra of **1** in the solid state at room temperature.

