

## Supporting Information

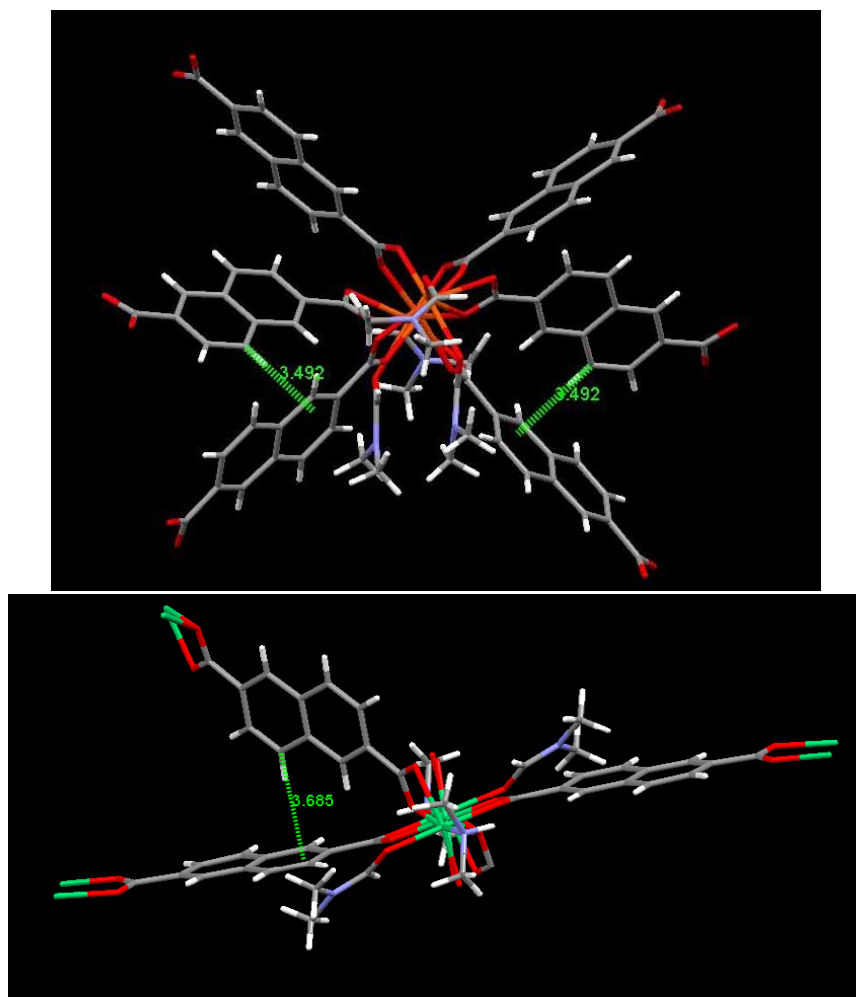
### Buffering Additive Effect in the Formation of Metal-Carboxylate Frameworks with Slightly Different Linear $M_3(RCOO)_6$ Clusters

Xiao-Feng Wang,<sup>a,b</sup> Yue-Biao Zhang,<sup>a</sup> Wei Xue,<sup>a</sup> Wei-Xiong Zhang,<sup>a</sup> Hao-Long Zhou,<sup>a</sup>  
and Xiao-Ming Chen<sup>a\*</sup>

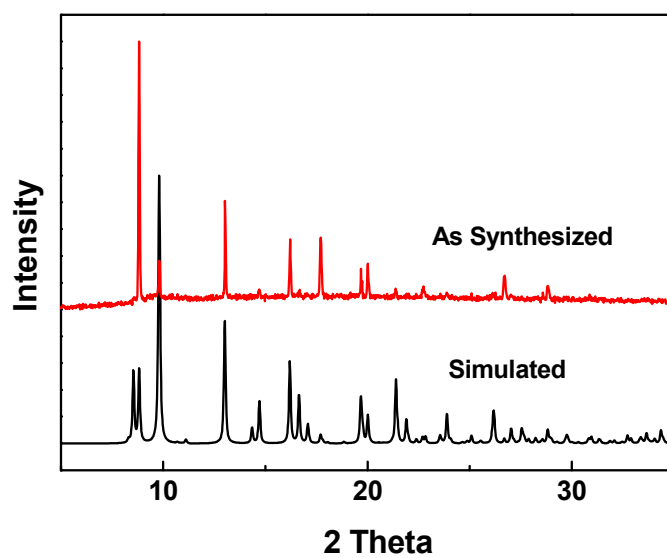
<sup>a</sup> MOE Key Laboratory of Bioinorganic & Synthetic Chemistry, State Key Laboratory of Optoelectronic Materials, School of Chemistry and Chemical Engineering, Sun Yat-Sen University, Guangzhou 510275, P. R. China.

E-mail: cxm@mail.sysu.edu.cn

<sup>b</sup> School of Chemistry and Chemical Engineering, University of South China, Hengyang 421001, P. R. China.



**Fig. S1.** The edge-to-face  $\pi \cdots \pi$  stacking interaction between the naphthalene rings in the SBU in **2** (upper) and **5** (bottom).



**Fig. S2.** PXRD patterns for **3**.

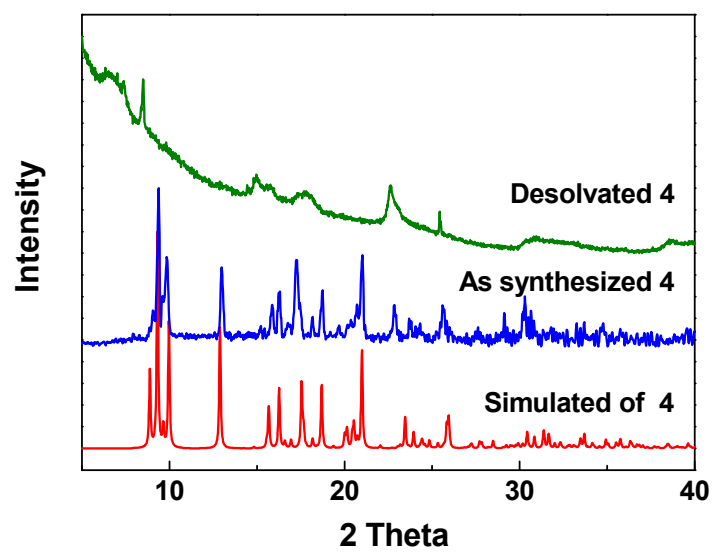


Fig. S3. PXRD patterns for 4.

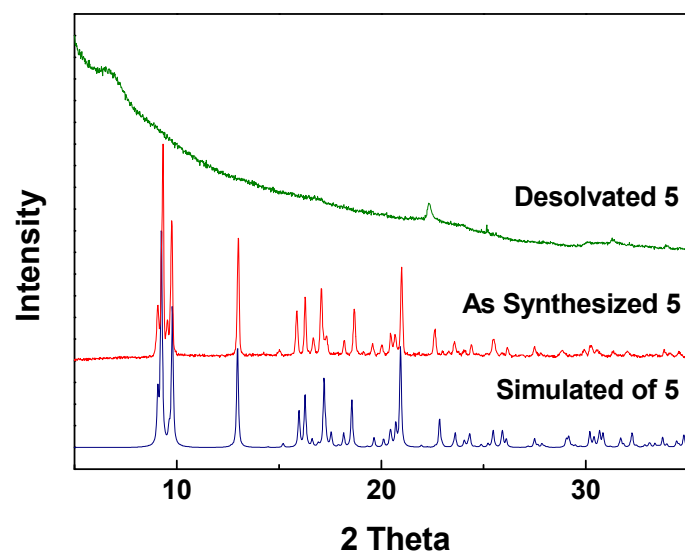
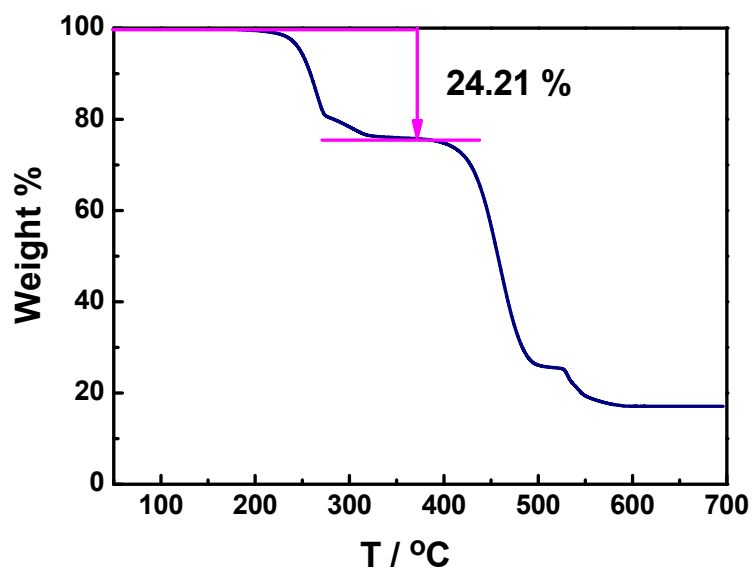


Fig. S4. PXRD patterns for 5.



**Fig. S5.** TGA curve for 5.