

Fig. S1 FESEM image of as-prepared samples treated ultrasonically for a long period.

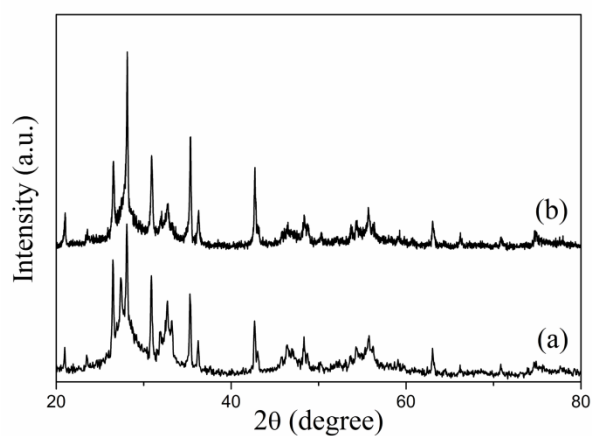


Fig.S2 XRD patterns of products synthesized under different reactant adding sequences: (a) Sequence (i); (b) Sequence (ii).

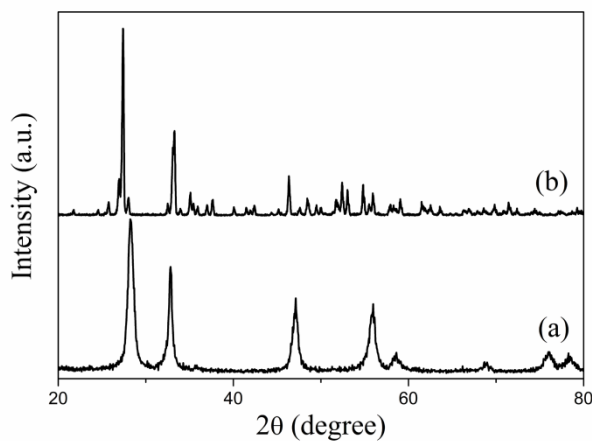


Fig.S3 XRD patterns of products synthesized at different pH values: (a) 5.5; (b) 7.5.

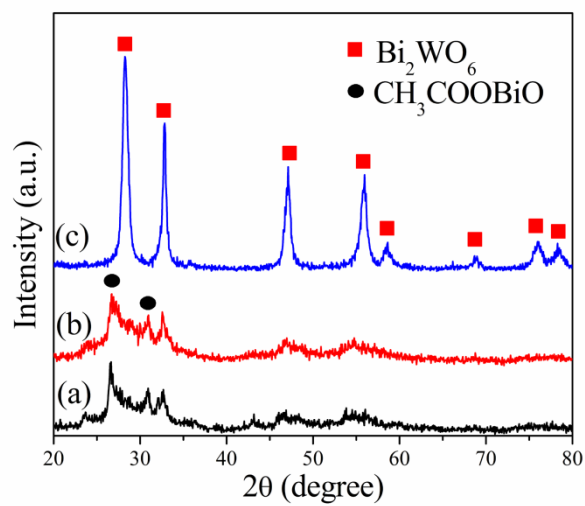


Fig. S4 XRD patterns for products (a) room temperature reaction for 15min, (b) room temperature reaction for 6h; (c) room temperature reaction for 15min, then solvothermal treatment for 6h.




Fig.S5 FESEM images of different samples: (a) Bi_2MoO_6 ; (b) BiVO_4 .