

Supplementary Information

Size-controlled Synthesis and Magnetic Properties of Copper Germanate Nanorods. Observation of Size-induced Quenching of the Spin-Peierls Transition

Zhao-Qian Li¹, Lei Zhang¹, You Song¹, Xue-Tai Chen^{1*}, Janice L. Musfeldt^{2*}, & Zi-Ling Xue^{2*}

¹ *State Key Laboratory of Coordination Chemistry, Nanjing National Laboratory of Microstructures, School of Chemistry and Chemical Engineering, Nanjing University, Nanjing 210093, P. R. China*

² *Department of Chemistry, The University of Tennessee, Knoxville, Tennessee 37996-1600, USA*

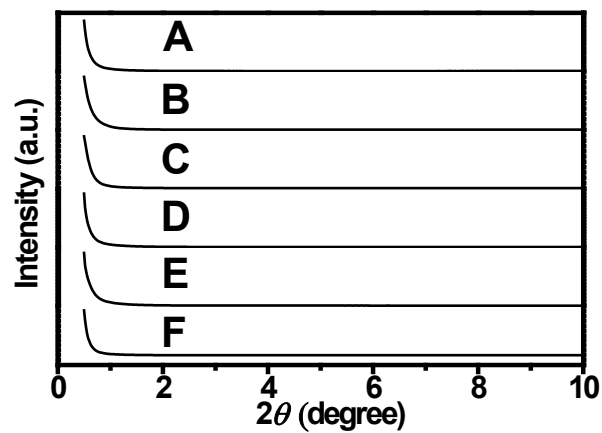


Fig. S1 Low-angle XRD patterns of the obtained CuGeO_3 materials: nanorods **A**, **B**, **C**, **D**, **E** and bulk **F**. No peaks were observed in low-angle XRD patterns.

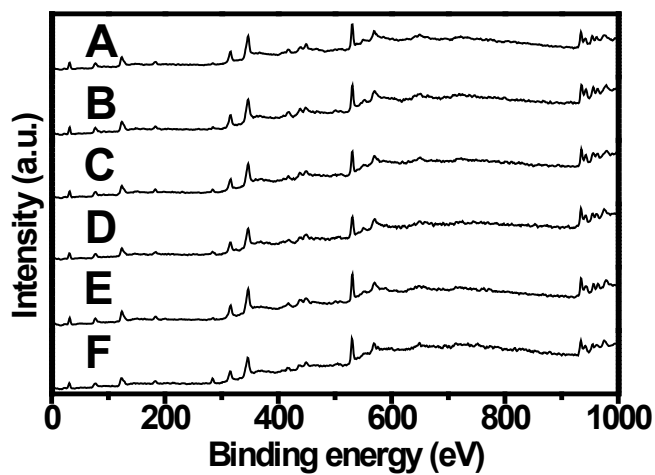


Fig. S2 XPS spectra of **A**, **B**, **C**, **D**, **E** and **F**.


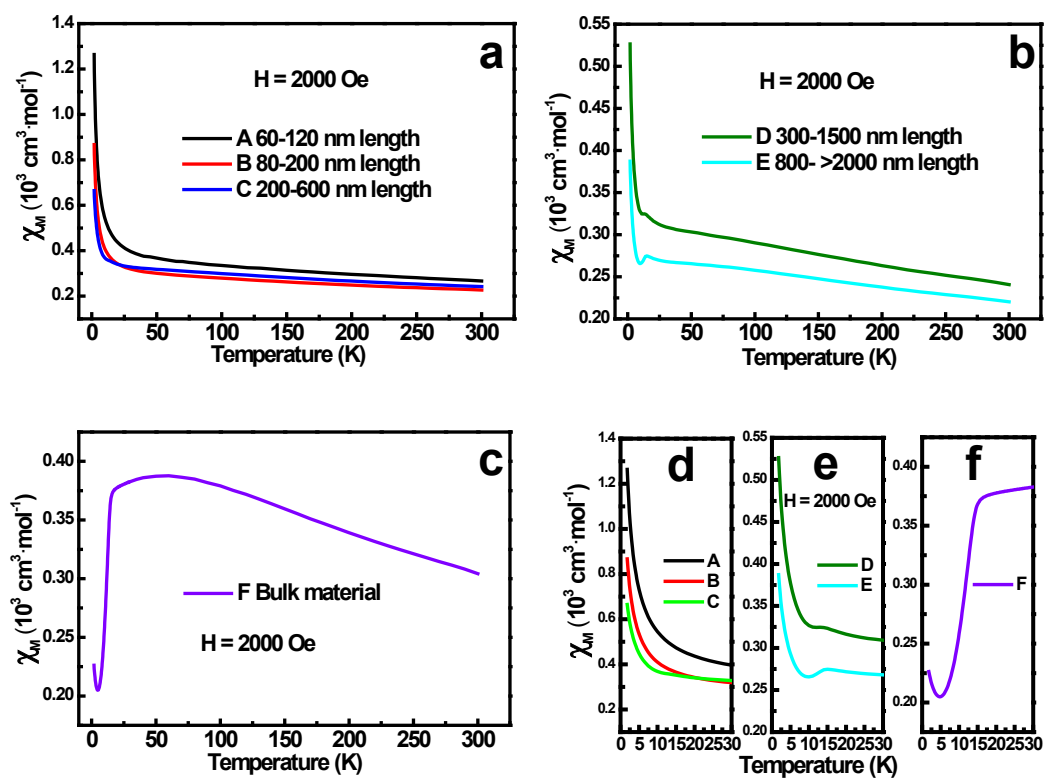


Fig. S3 SEM image of bulk CuGeO_3 F.



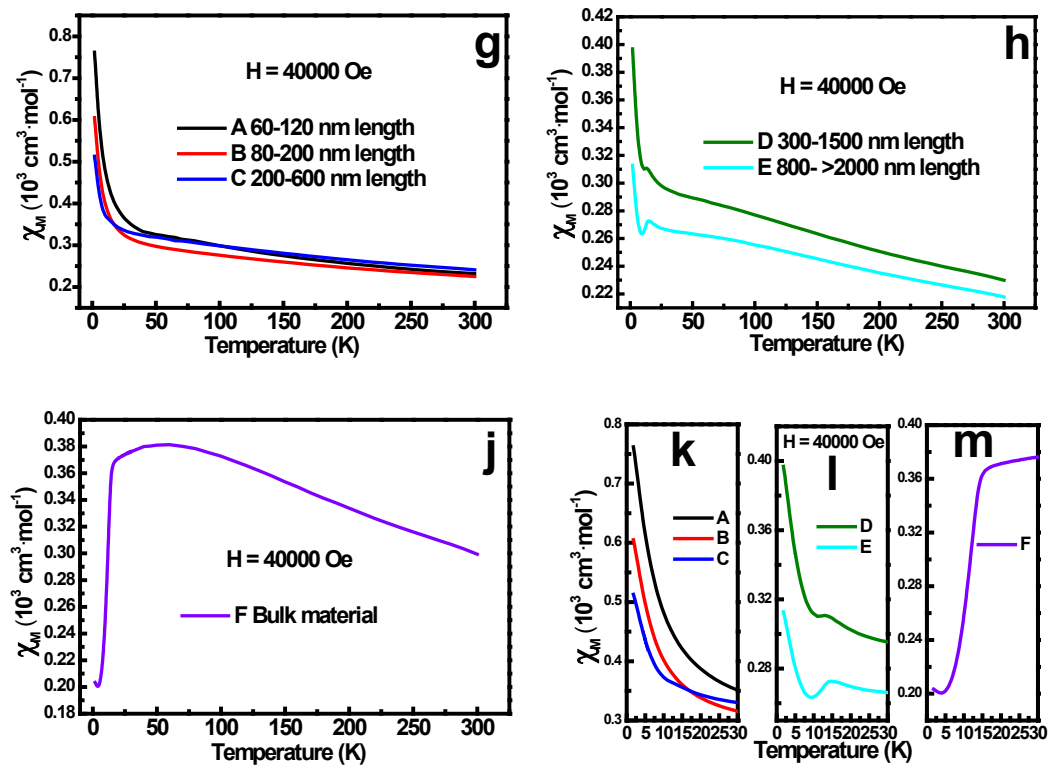


Fig. S4 Plots of the magnetic susceptibility of CuGeO₃ samples A, B, C, D, E and F, measured under $H = 2000 \text{ Oe}$ (a–f) or 40000 Oe (g–m) with a temperature range of 1.8–300 K or 1.8–30 K.