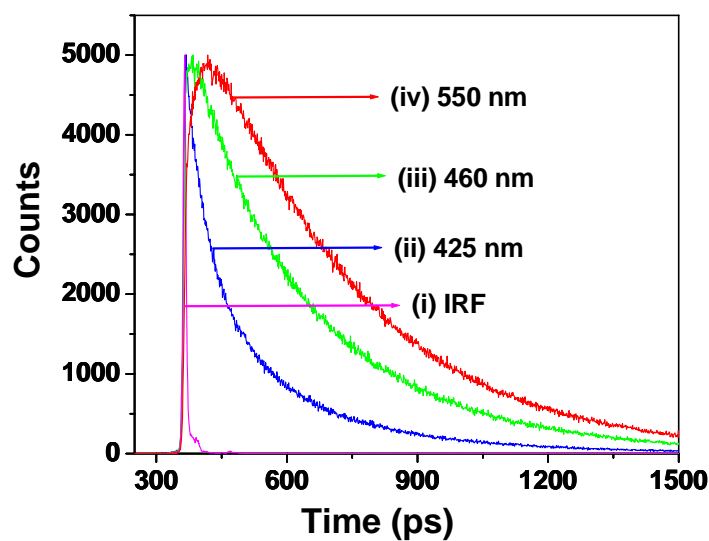


**Effect of Polymer, Poly(ethylene glycol)(PEG-400), on Solvent and Rotational  
Relaxation of Coumarin-480 in an Ionic Liquid Containing Microemulsions.**

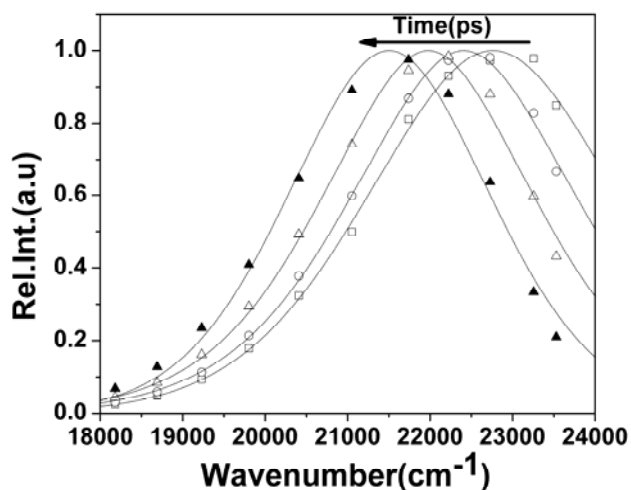
Rajib Pramanik, Souravi Sarkar, Chiranjib Ghatak, Palash Setua, and Nilmoni Sarkar.\*

Department of Chemistry  
Indian Institute of Technology,  
Kharagpur 721302, WB, INDIA

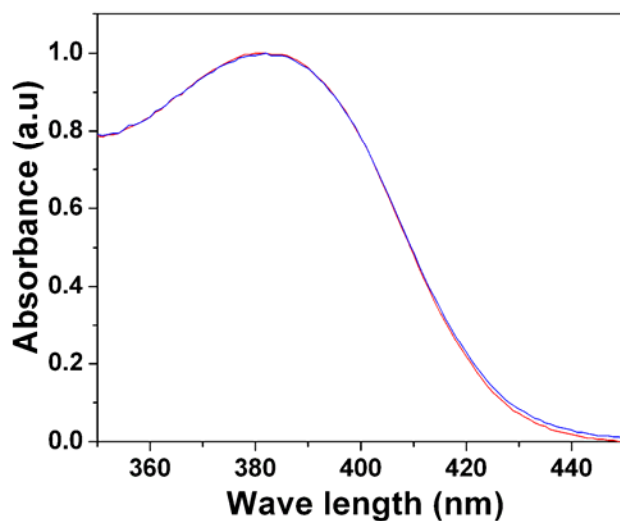
e-mail: [nilmoni@chem.iitkgp.ernet.in](mailto:nilmoni@chem.iitkgp.ernet.in); Fax : 91-3222-255303



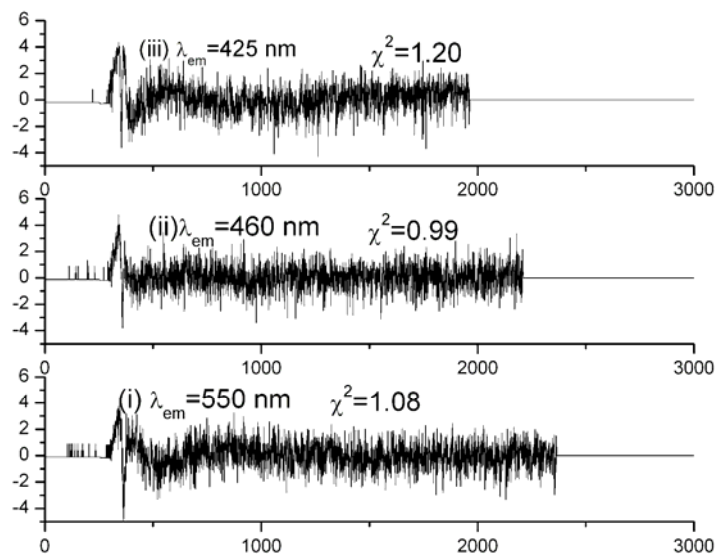
**Figure 1.** Fluorescence decay of C-480 in [bmim][BF<sub>4</sub>]/TX-100/ Cyclohexane microemulsions (R=0.52) at (i) instrument response function, (ii) 425, (iii) 460 and (iv) 550 nm



**Figure 2.** Time-resolved emission spectra (TRES) of C-480 in [bmim][BF<sub>4</sub>]/TX-100/Cyclohexane(R=0.52)/2wt%PEG-400 microemulsions at time (i) 0 ps (□), (ii) 200 ps (○), (iii) 1000 ps (Δ) and (v) 10000 (▲) ps



**Figure 3.** Absorption spectra of C-480 in [bmim][BF<sub>4</sub>]/TX-100/Cyclohexane/2-wt% PEG-400 microemulsions before (—) and after (—) experiments.



**Figure 4.** Residual fitting of fluorescence decay of C-480 in [bmim][BF<sub>4</sub>]/TX-100/  
Cyclohexane microemulsions ( $R=0.52$ ) at (i) 550, (ii) 460 and (iii) 425 nm