

## Supporting Information

### Behind the color switching in gasochromic VO<sub>2</sub>

Jeng-Lung Chen<sup>1</sup>, Chun-Chieh Chang<sup>2</sup>, Ying-Kai Ho<sup>2,3</sup>, Chi Liang Chen<sup>2\*</sup>, Chih-Chin Hsu<sup>1</sup>, Wei-Luen Jang<sup>1</sup>, Da-Hua Wei<sup>3</sup>, Chung-Li Dong<sup>1†</sup>, Chih-Wen Pao<sup>1</sup>, Jyh-Fu Lee<sup>1</sup>, Jin-Ming Chen<sup>1</sup>, Jinghua Guo<sup>4</sup>, and Maw-Kuen Wu<sup>2</sup>

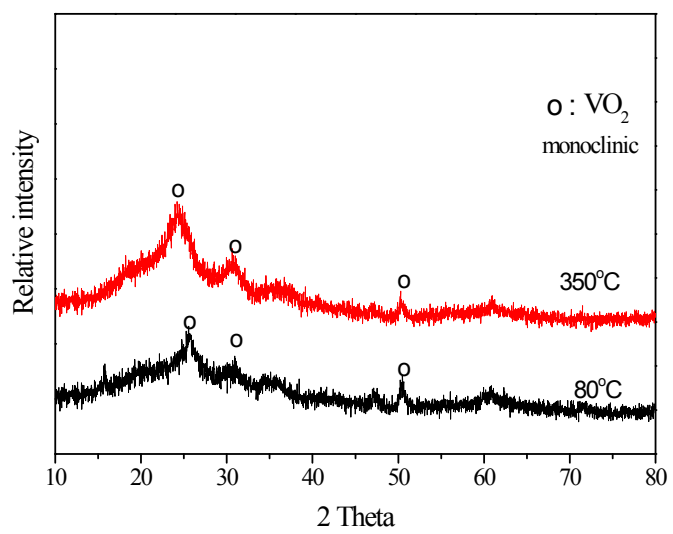
<sup>1</sup> National Synchrotron Radiation Research Center, Hsinchu 30076, Taiwan

<sup>2</sup> Institute of Physics, Academia Sinica, Taipei 11529, Taiwan

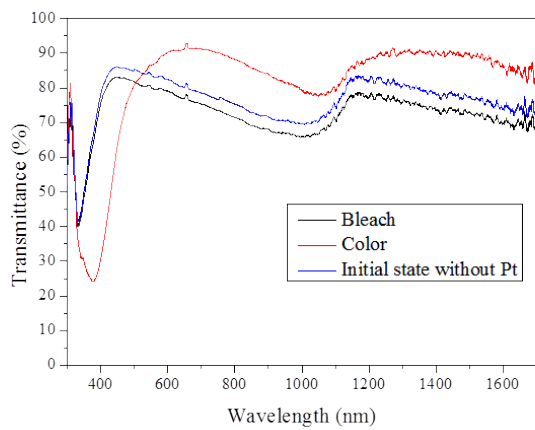
<sup>3</sup> Department of Mechanical Engineering, National Taipei University of Technology, Taipei 10608, Taiwan

<sup>4</sup> Advanced Light Source, Lawrence Berkeley National Laboratory, Berkeley, CA 94720, USA

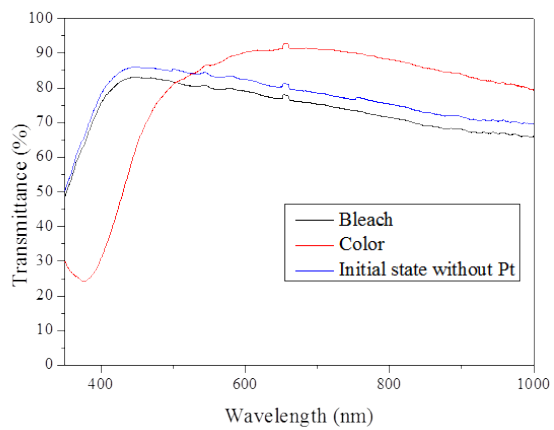
**Figure S1.** XRD patterns of VO<sub>2</sub> thin film.



**Figure S2.** Transmittance spectra with a range of detectable wavelengths from (a) 350 nm to 1700 nm, and (b) reliable data ranges from 350 nm to 1000 nm.



(a)



(b)