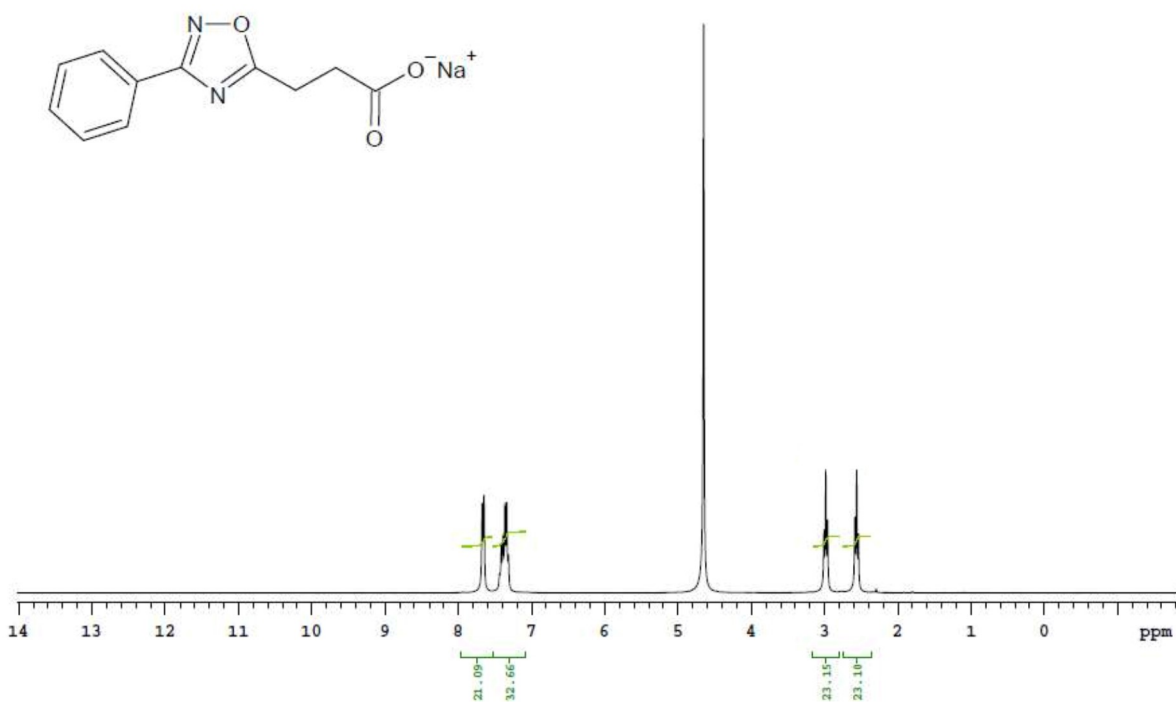


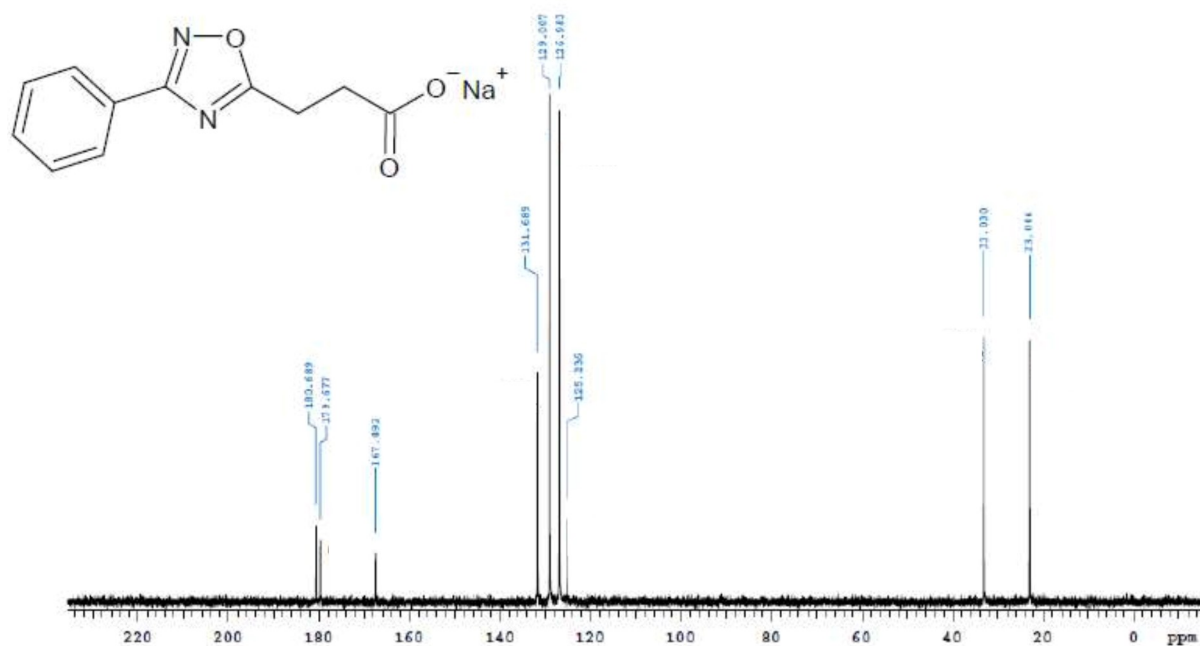
## Electronic Supplementary Information

### A second generation of 1,2,4-oxadiazole derivatives with enhanced solubility for inhibition of 3-hydroxykynurenine transaminase (HKT) from *Aedes aegypti*

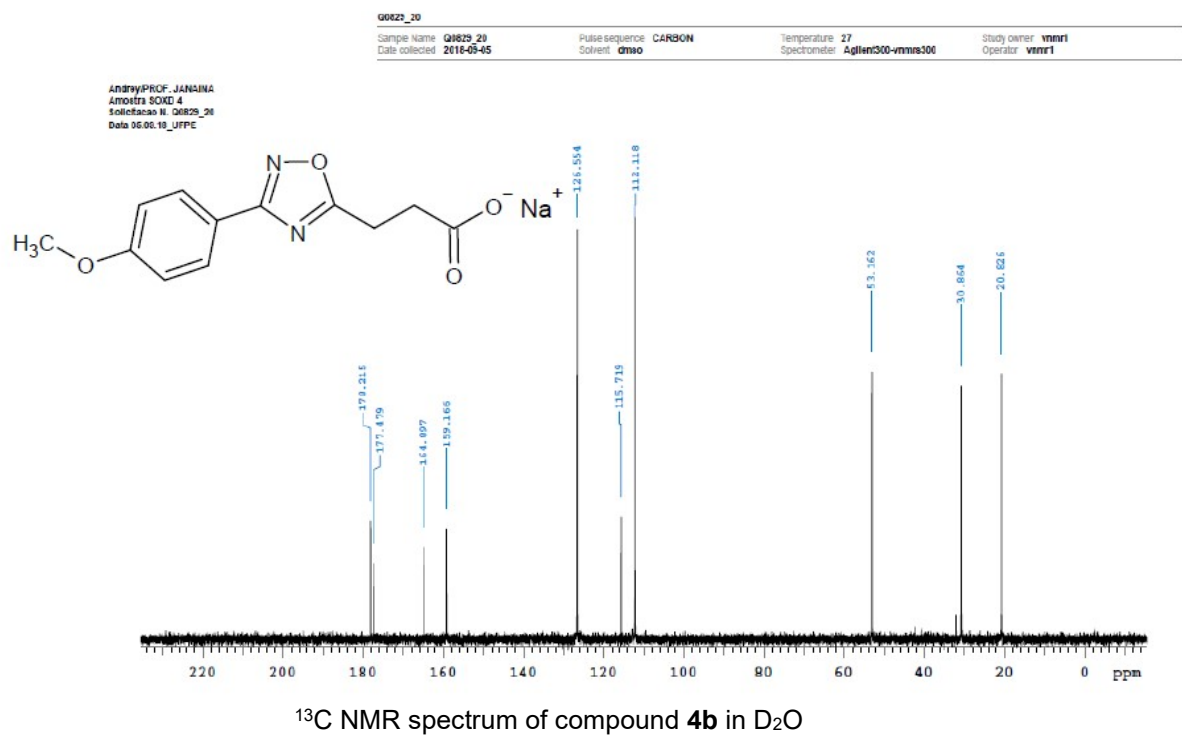
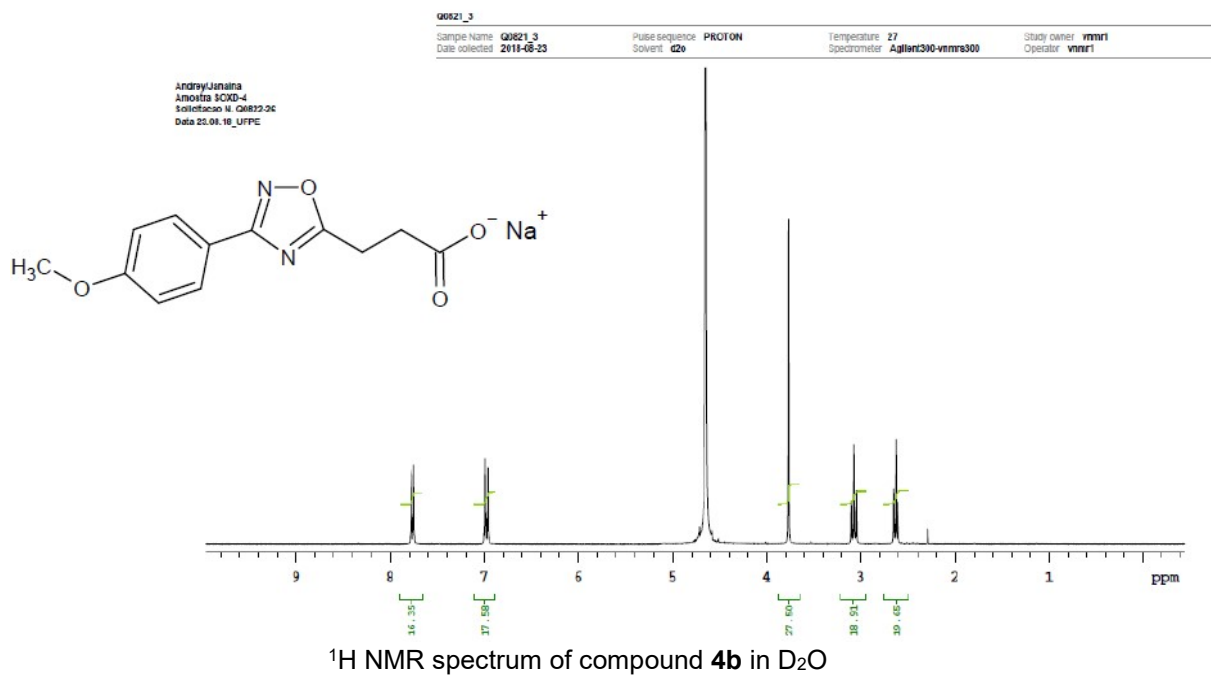
Larissa G. Maciel, Andrey da S. Barbosa, Edilson B. de Alencar-Filho, Thereza A. Soares\*,  
Janaína V. dos Anjos\*



<sup>1</sup>H NMR spectrum of compound **4a** in D<sub>2</sub>O

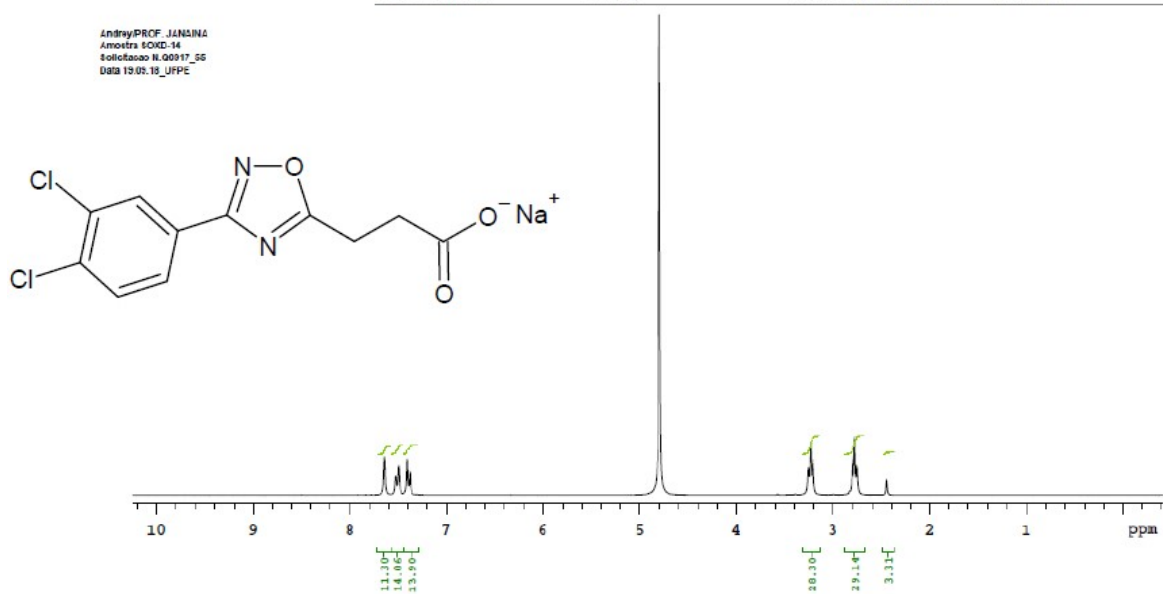


### <sup>13</sup>C NMR spectrum of compound **4a** in D<sub>2</sub>O



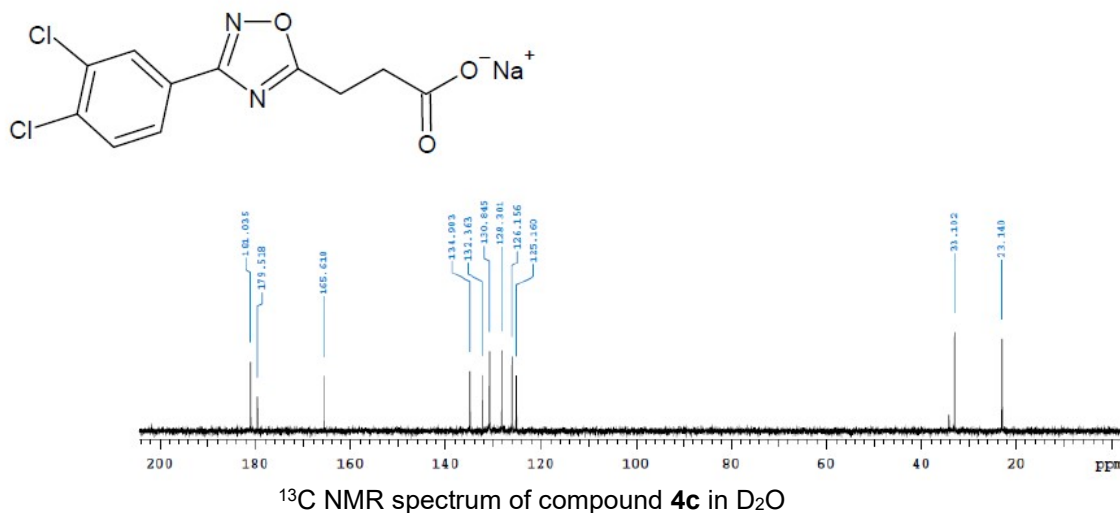
Sample Name: Q0917\_55  
Date collected: 2018-05-19  
Pulse sequence: PROTON  
Solvent: d2o  
Temperature: 27  
Spectrometer: Agilent300-nmrs300  
Study owner: central  
Operator: vsvr1

Andrey/PROF. JAINANA  
Amoxtra 50KD-14  
Solicitação N. Q0917\_55  
Data 13.09.18\_UFFE

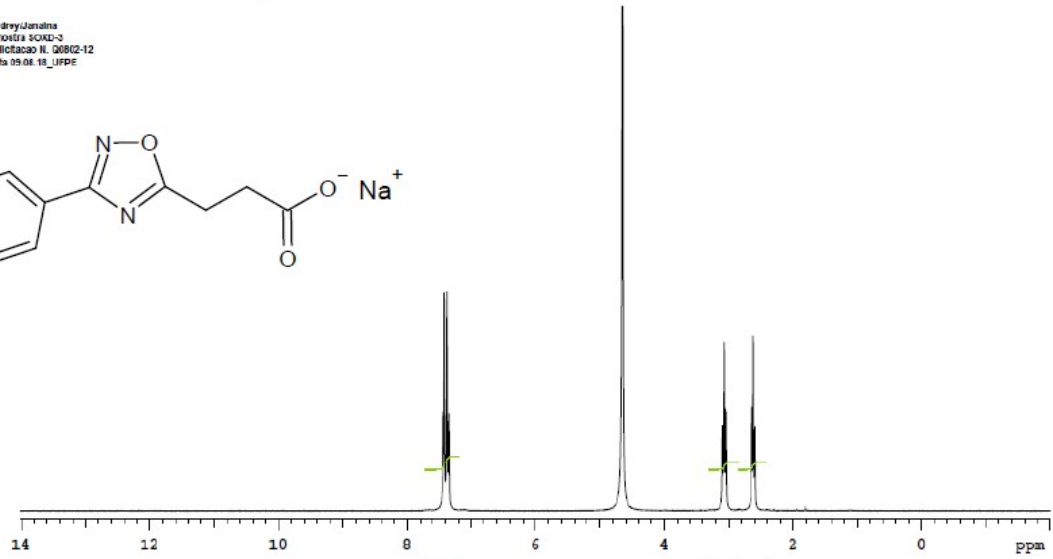
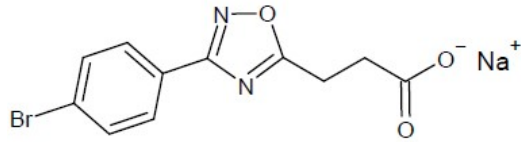
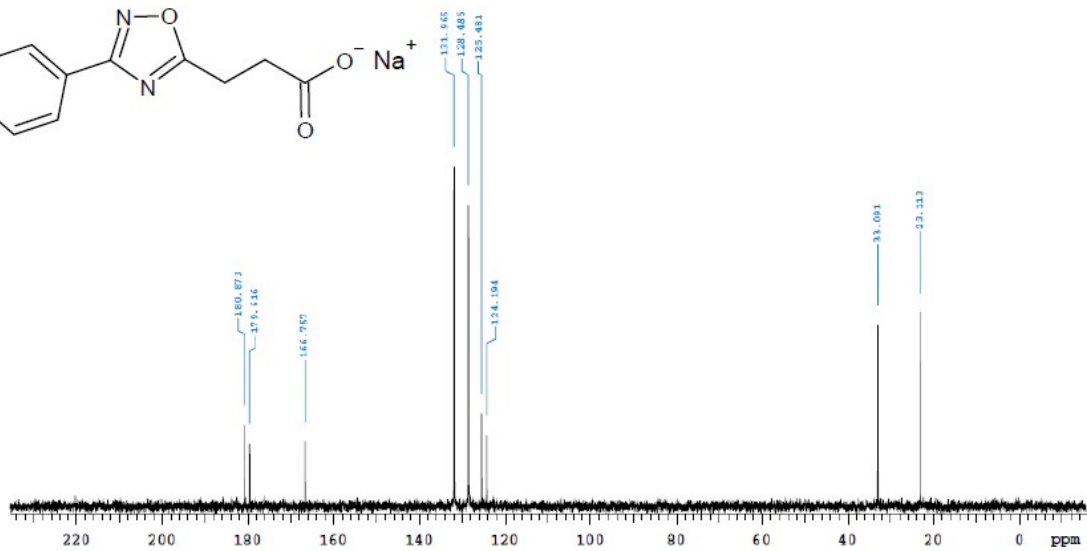
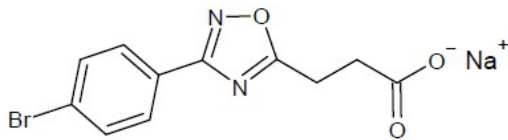


Sample Name: G0917\_55  
Date collected: 2018-05-19  
Pulse sequence: CARBON  
Solvent: d2o  
Temperature: 27  
Spectrometer: Agilent300-nmrs300  
Study owner: central  
Operator: vsvr1

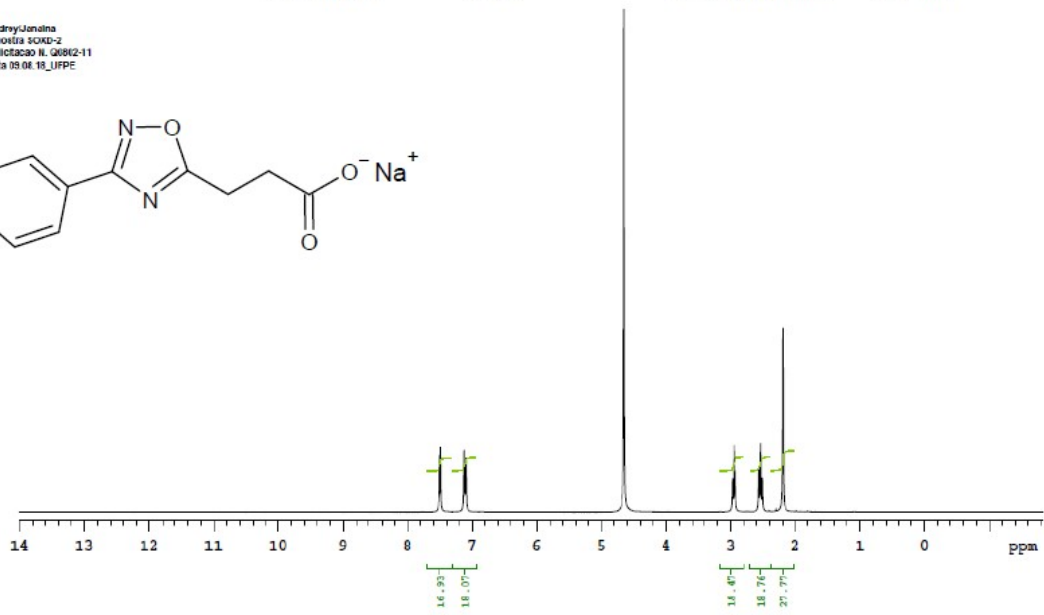
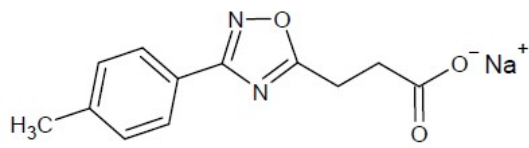
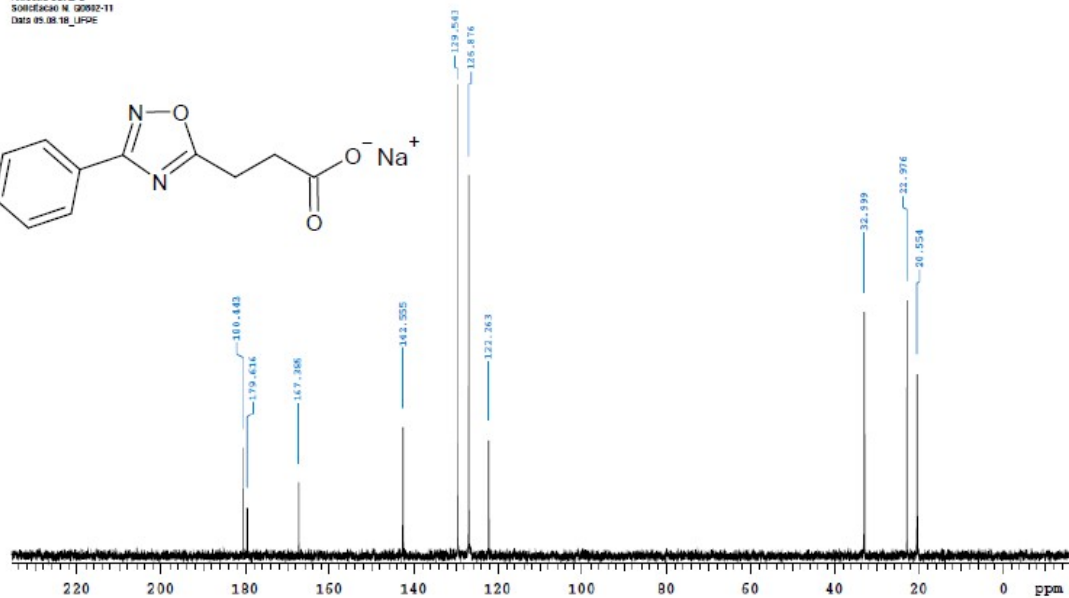
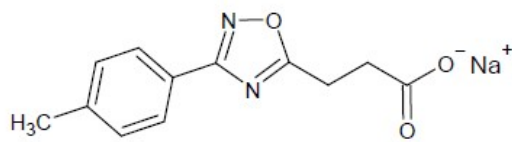
Andrey/PROF. JAINANA  
Amoxtra 50KD-14  
Solicitação N. Q0917\_55  
Data 13.09.18\_UFFE

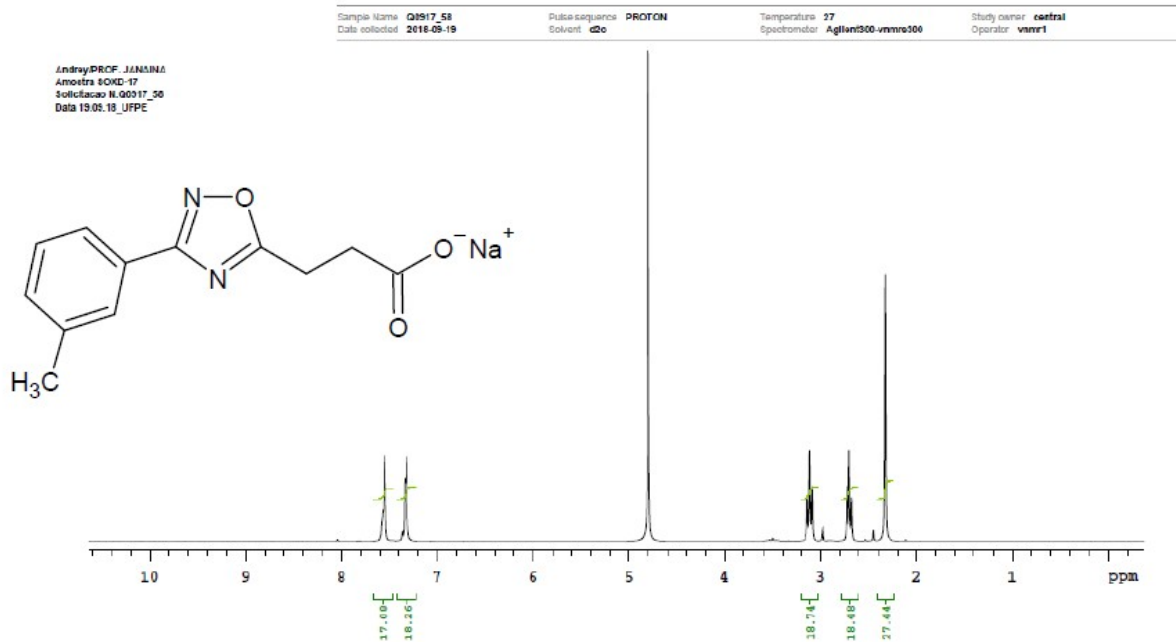


Q0801\_13

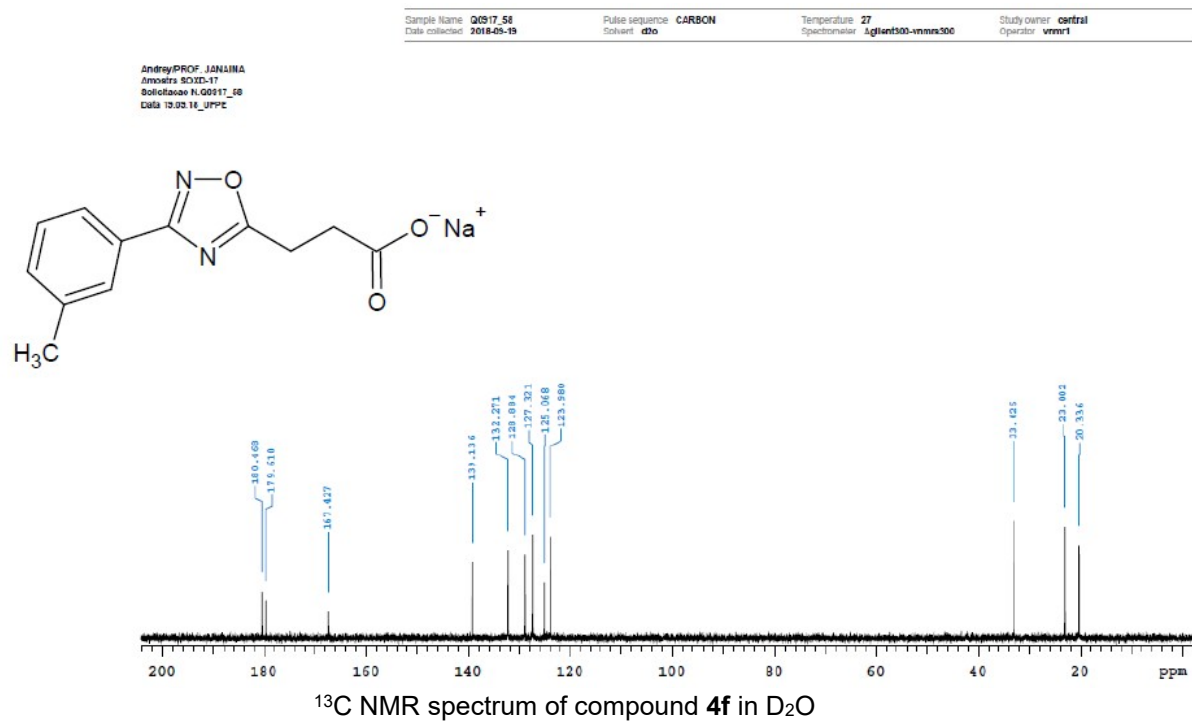
Sample Name: Q1091\_13  
Date collected: 2010-05-03Pulse sequence: PROTON  
Solvent: D2OTemperature: 27  
Spectrometer: Agilent300-nmr300Study owner: central  
Operator: vmmr1AndreyJanaina  
Almoeda SOKD-3  
Solicitacao N. Q0802-12  
Data 05.06.18\_UJFPE<sup>1</sup>H NMR spectrum of compound **4d** in D<sub>2</sub>OSample Name: Q1712\_4  
Date collected: 2011-05-30Pulse sequence: CARBON  
Solvent: d2oTemperature: 27  
Spectrometer: Agilent300-nmr300Study owner: vmmr1  
Operator: vmmr1AndreyJanaina  
Almoeda SOKD-3  
Solicitacao N. Q0802-12  
Data 05.06.18\_UJFPE<sup>13</sup>C NMR spectrum of compound **4d** in D<sub>2</sub>O

Q0801\_13

Sample Name: Q0801\_13  
Date collected: 2016-05-03Pulse sequence: PROTON  
Solvent: D2OTemperature: 27  
Spectrometer: AgilentD40-vnmr300Study owner: central  
Operator: vnmr1AndreyJanaina  
Alrosta SOD-2  
Solicitação N. Q0802-11  
Data 05.08.18\_LJPPE<sup>1</sup>H NMR spectrum of compound **4e** in D<sub>2</sub>OSample Name: Q0712\_4  
Date collected: 2016-05-03Pulse sequence: GANDOR  
Solvent: D2OTemperature: 27  
Spectrometer: AgilentD40-vnmr300Study owner: vnmr1  
Operator: vnmr1AndreyJanaina  
Alrosta SOD-2  
Solicitação N. Q0802-11  
Data 05.08.18\_LJPPE<sup>13</sup>C NMR spectrum of compound **4e** in D<sub>2</sub>O

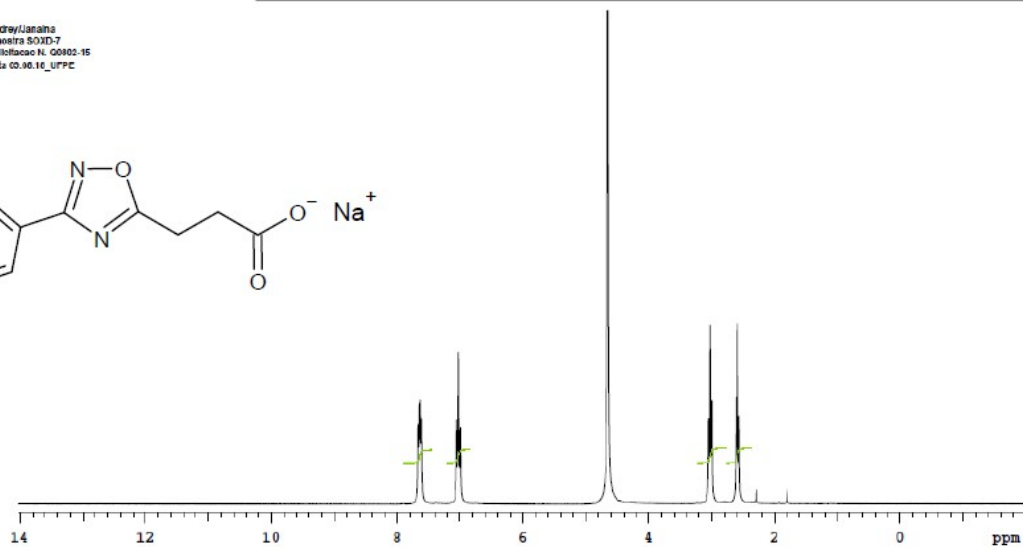
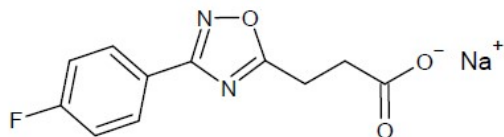


<sup>1</sup>H NMR spectrum of compound **4f** in D<sub>2</sub>O

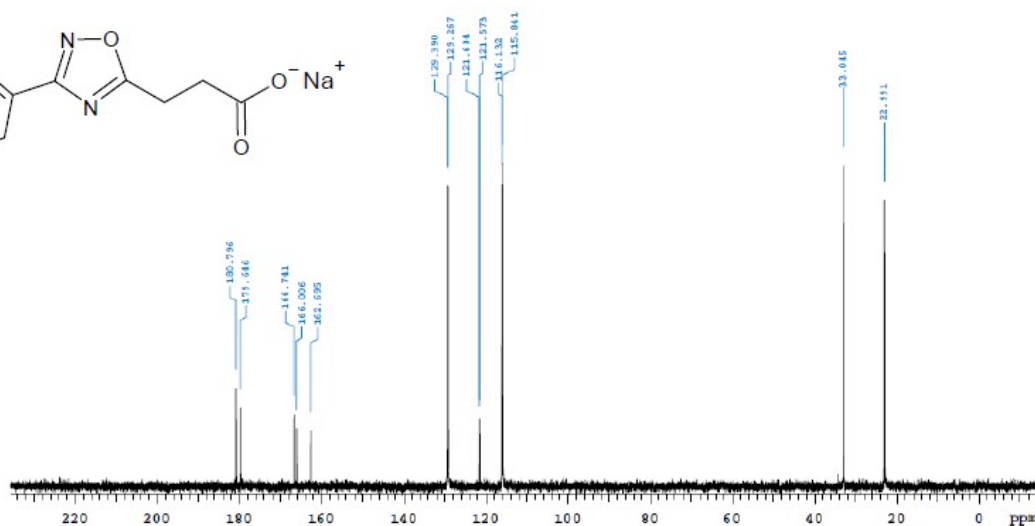
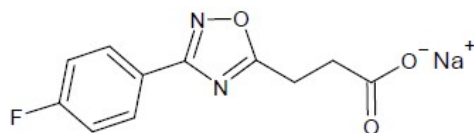


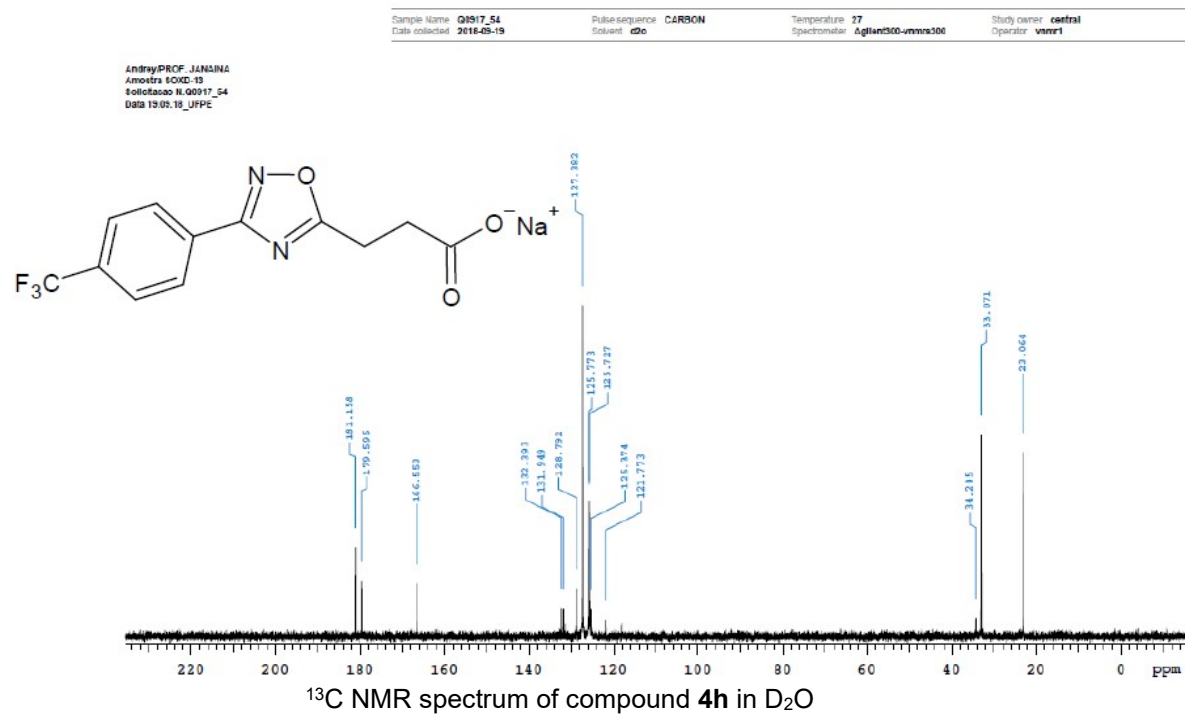
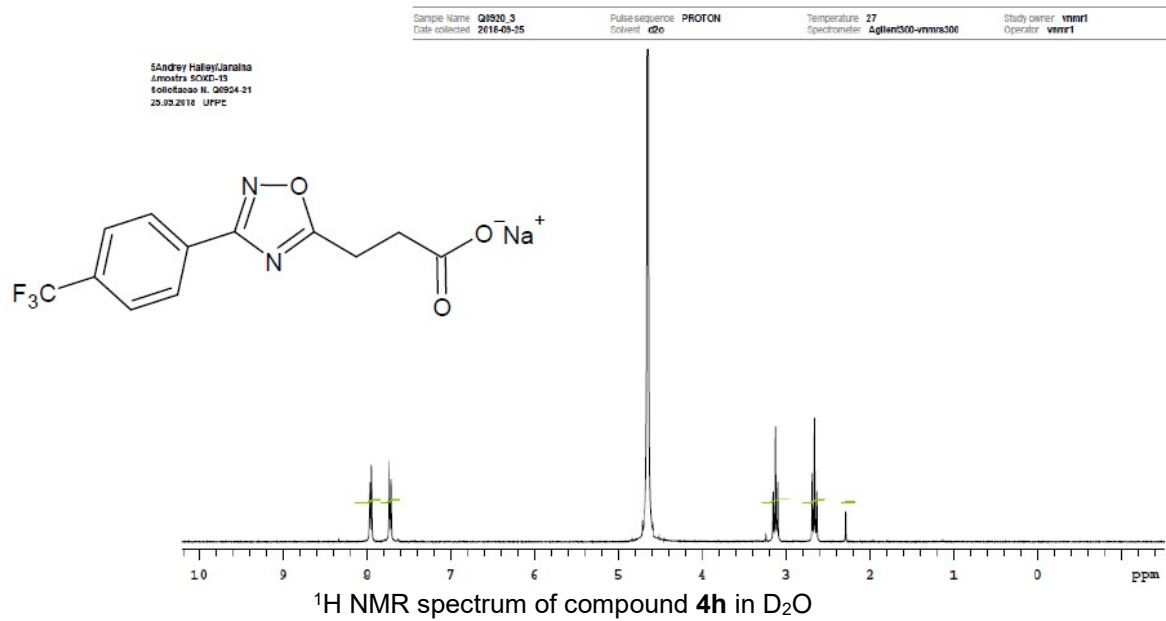
<sup>13</sup>C NMR spectrum of compound **4f** in D<sub>2</sub>O

Q081\_13

Sample Name Q081\_13  
Date collected 2018-08-09Pulse sequence PROTON  
Solvent d2oTemperature 27  
Spectrometer Agilent500-nmr300Study owner central  
Operator vmr1Andrey Janina  
Amostra S0103-7  
Solicitacao N. Q0802-15  
Data 03.06.18\_UFPE<sup>1</sup>H NMR spectrum of compound **4g** in D<sub>2</sub>O

Q0712\_4

Sample Name Q0712\_4  
Date collected 2018-08-09Pulse sequence CARBON  
Solvent d2oTemperature 27  
Spectrometer Agilent500-nmr300Study owner vmr1  
Operator vmr1Andrey Janina  
Amostra S0103-7  
Solicitacao N. Q0802-15  
Data 03.06.18\_UFPE<sup>13</sup>C NMR spectrum of compound **4g** in D<sub>2</sub>O





WU21\_3

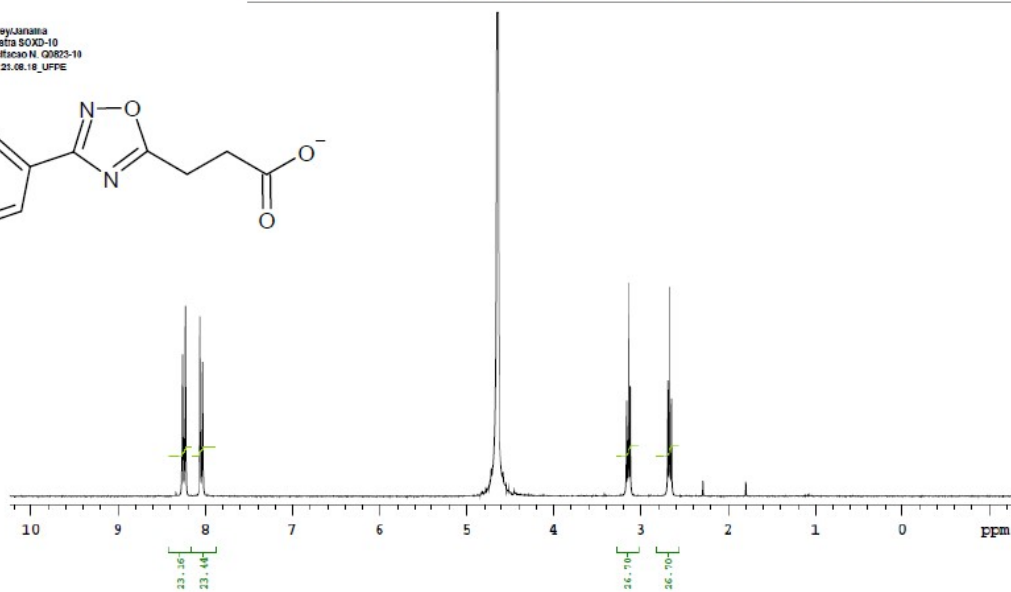
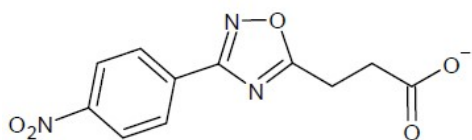
Sample Name: G0621\_3  
Date collected: 2018-06-23

Pulse sequence: PROTON  
Solvent: D2O

Temperature: 27  
Spectrometer: Agilent300-nmr300

Study owner: vmm1  
Operator: vmm1

AndreyJanaina  
Amostra SOXD-10  
Solicitacao N. Q0823-10  
Data 21.08.18\_UFFE



<sup>1</sup>H NMR spectrum of compound **4i** in D<sub>2</sub>O

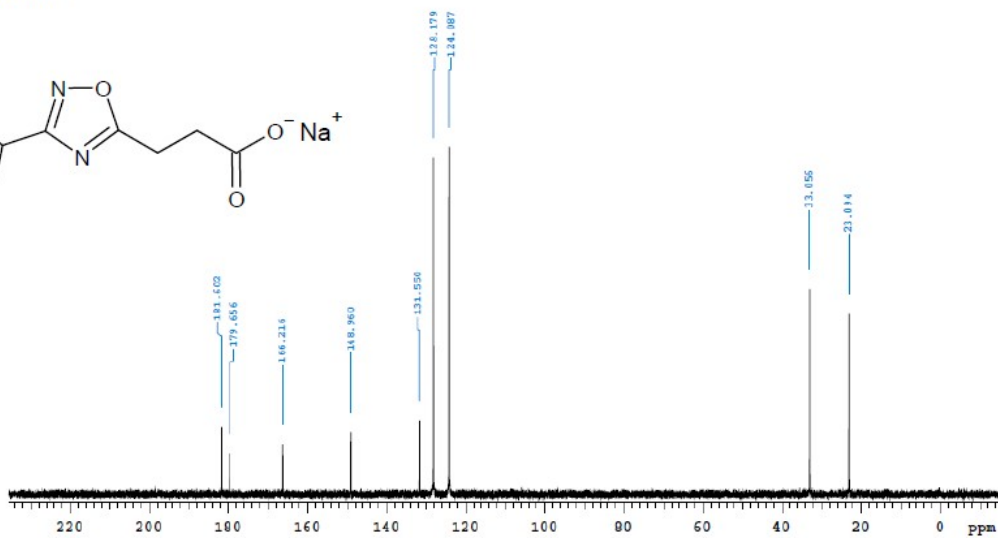
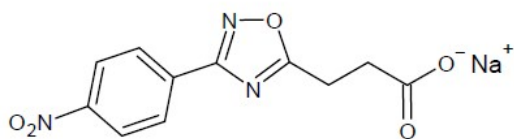
Sample Name: Q0829\_25  
Date collected: 2018-08-02

Pulse sequence: CARBON  
Solvent: d2o

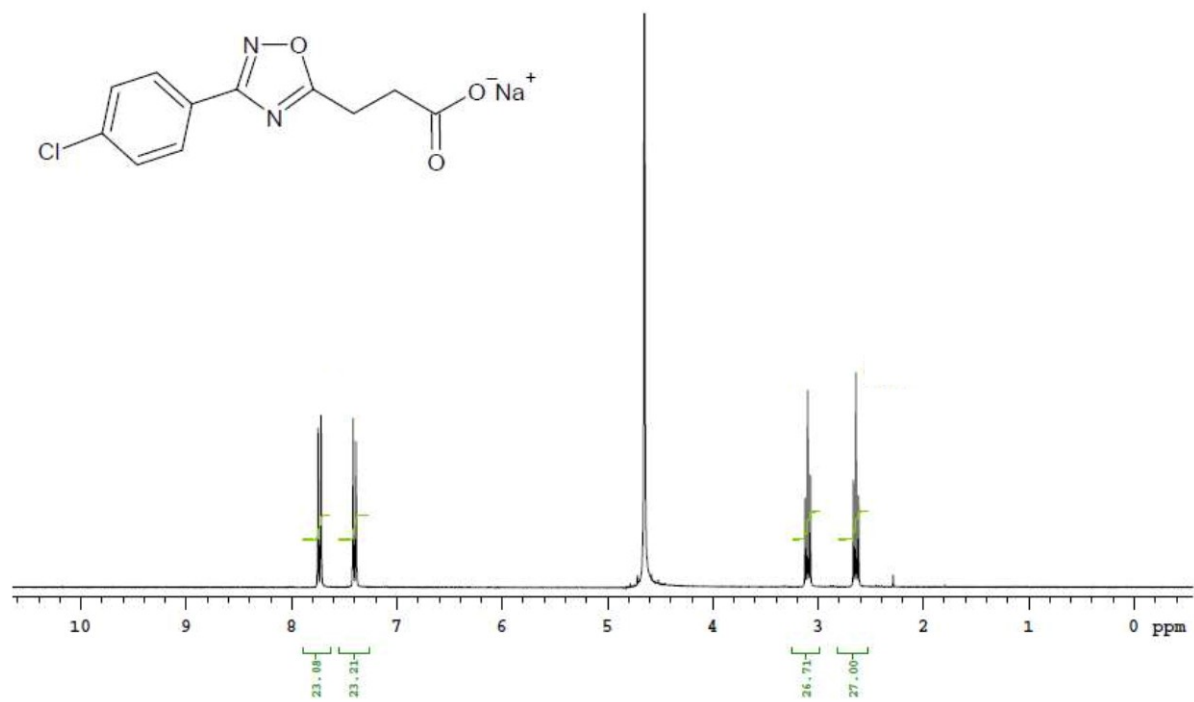
Temperature: 27  
Spectrometer: Agilent500-nmr500

Study owner: vmm1  
Operator: vmm1

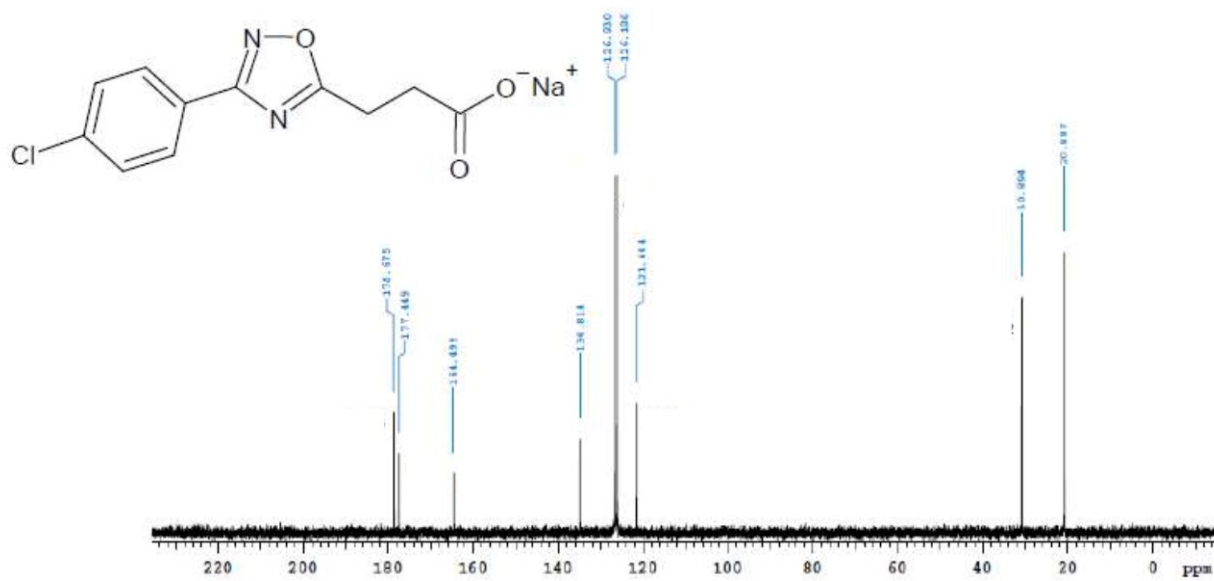
Andrey/PROF. JONAINA  
Amostra SOXD 10  
Solicitacao N. Q0829\_25  
Data 05.05.18\_UFFE



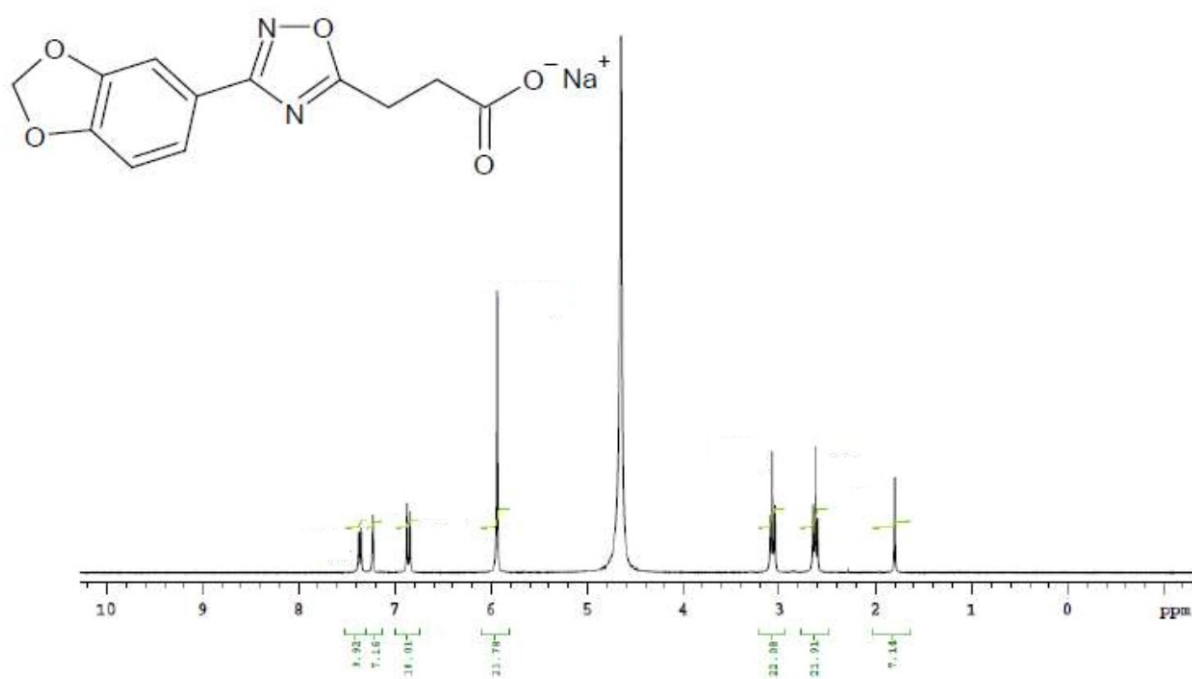
<sup>13</sup>C NMR spectrum of compound **4i** in D<sub>2</sub>O



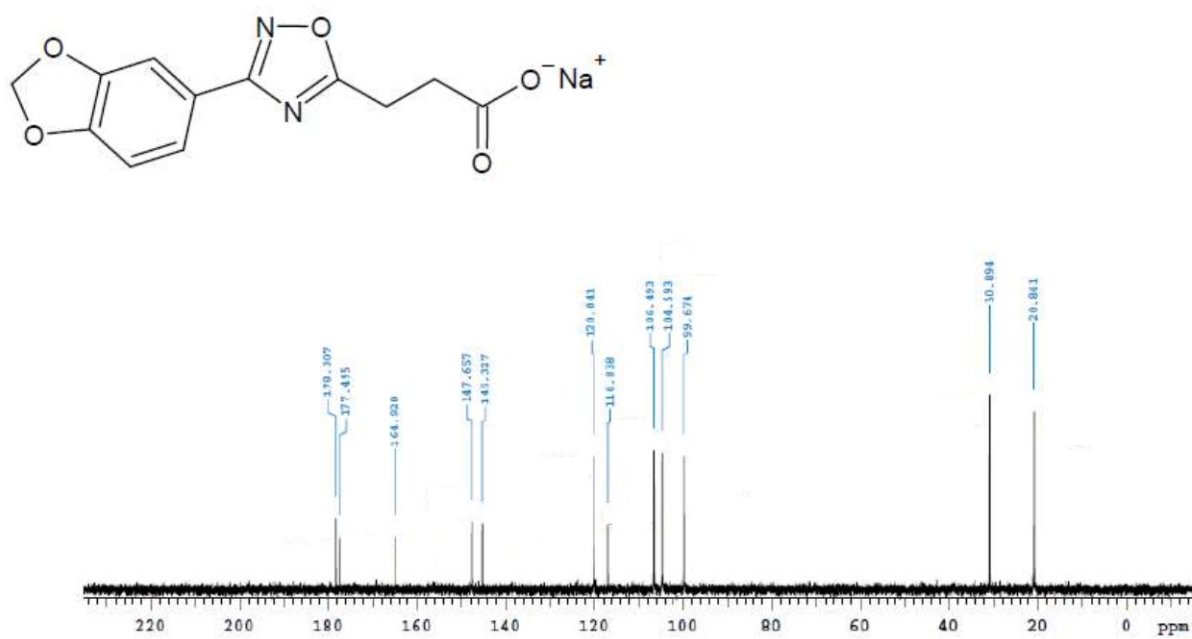
<sup>1</sup>H NMR spectrum of compound 4j in D<sub>2</sub>O



<sup>13</sup>C NMR spectrum of compound 4j in D<sub>2</sub>O

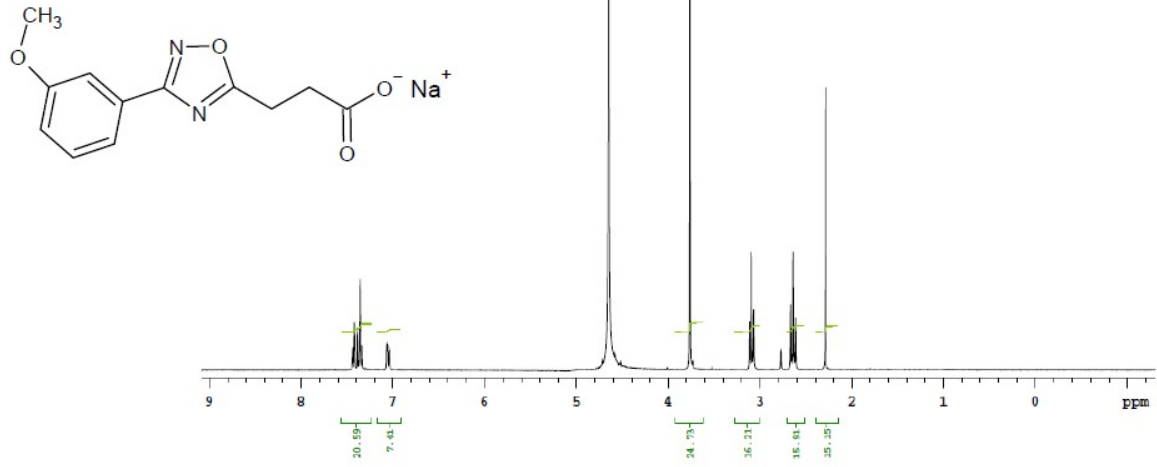


<sup>1</sup>H NMR spectrum of compound **4k** in D<sub>2</sub>O

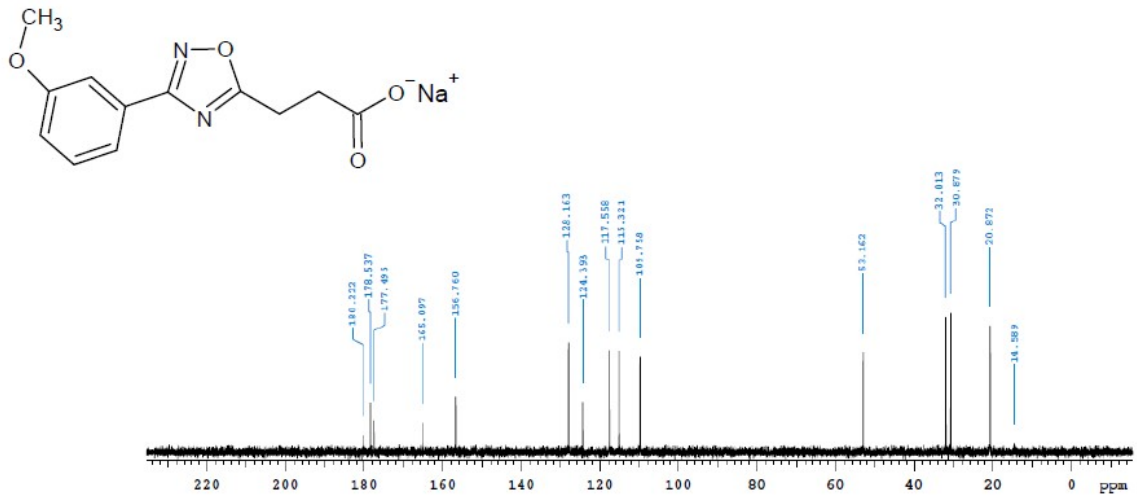


<sup>13</sup>C NMR spectrum of compound **4k** in D<sub>2</sub>O

Q0821\_3

Sample Name: Q0821\_3  
Date collected: 2018-05-23Pulse sequence: PROTON  
Solvent: D2OTemperature: 27  
Spectrometer: Agilent300-vnmr300Study name: vnmr1  
Operator: vnmr1AndreyJianita  
Amostra SOXD-5  
Solicitação N. Q0822-28  
Data 23.08.18\_UFPE<sup>1</sup>H NMR spectrum of compound 4I in D<sub>2</sub>O

Q0822\_22

Sample Name: Q0822\_22  
Date collected: 2018-05-16Pulse sequence: CARBON  
Solvent: DMSOTemperature: 27  
Spectrometer: Agilent300-vnmr300Study name: vnmr1  
Operator: vnmr1AndreyPROF. JANAINA  
Amostra SOXD 6  
Solicitação N. Q0822\_22  
Data 05.05.18\_UFPE<sup>13</sup>C NMR spectrum of compound 4I in D<sub>2</sub>O

Q0021\_3

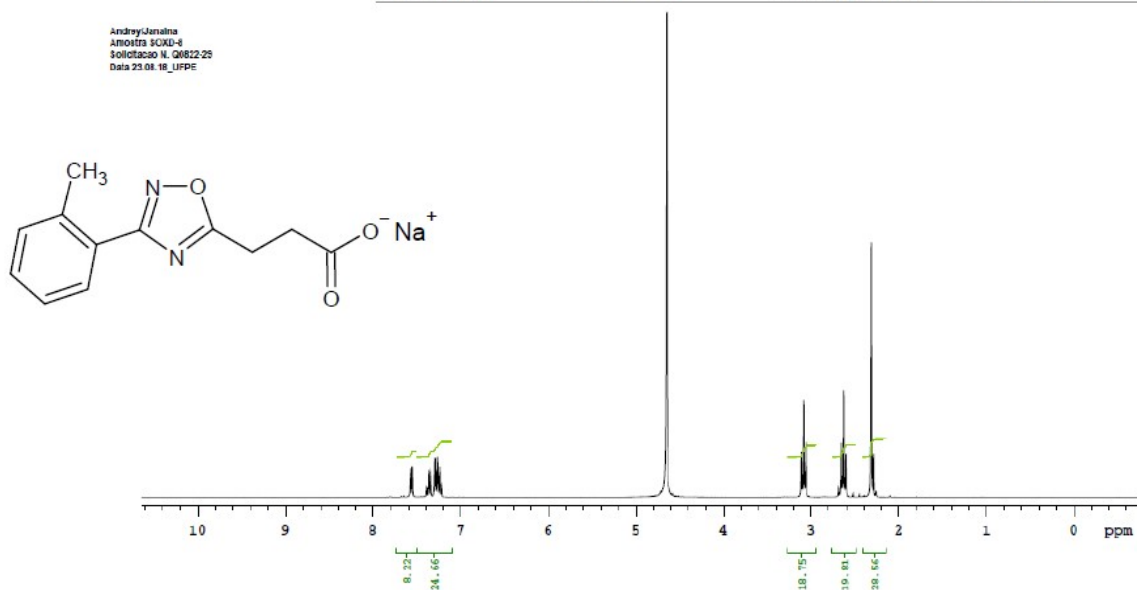
Sample Name: Q0021\_3  
Date collected: 2016-05-23

Pulse sequence: PROTON  
Solvent: D2O

Temperature: 27  
Spectrometer: Agilent300-VNMR300

Study owner: rmmf1  
Operator: vmmf1

AndreyJanaina  
Amostra SXND-3  
Solicitação N. Q0822-25  
Data 23.05.16\_UFPE



<sup>1</sup>H NMR spectrum of compound **4m** in D<sub>2</sub>O

Q0021\_23

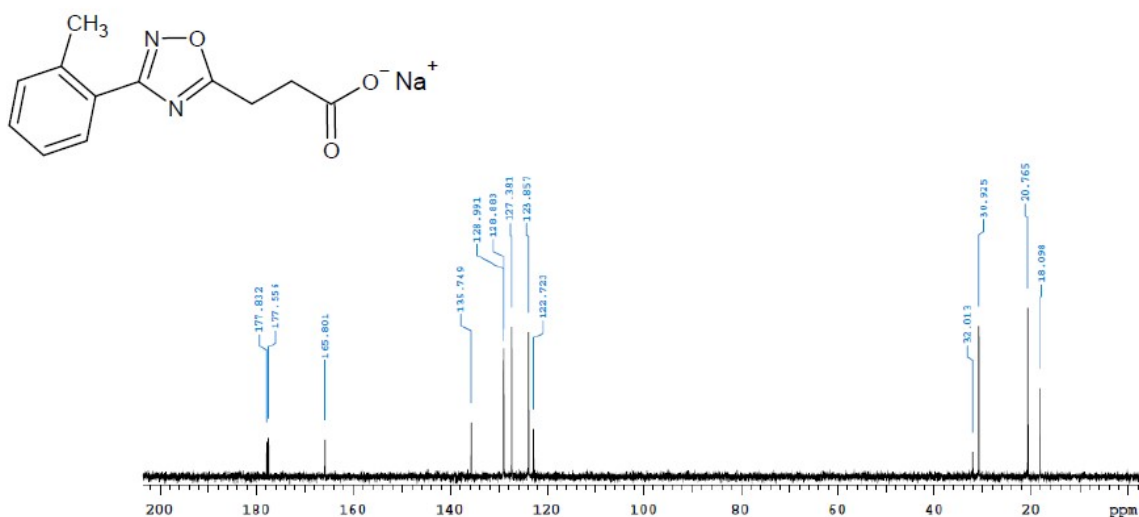
Sample Name: Q0021\_23  
Date collected: 2016-05-05

Pulse sequence: CARBON  
Solvent: DMSO

Temperature: 27  
Spectrometer: Agilent300-VNMR300

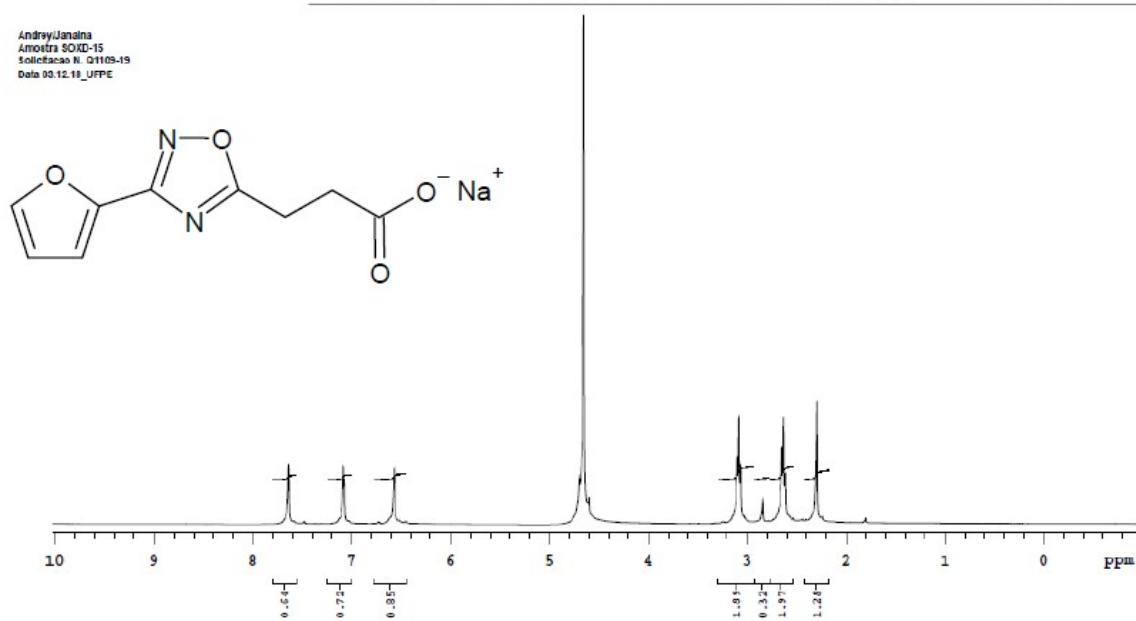
Study owner: rmmf1  
Operator: vmmf1

AndreyJanaina  
Amostra SXND-8  
Solicitação N. Q0829-23  
Data 05.05.16\_UFPE



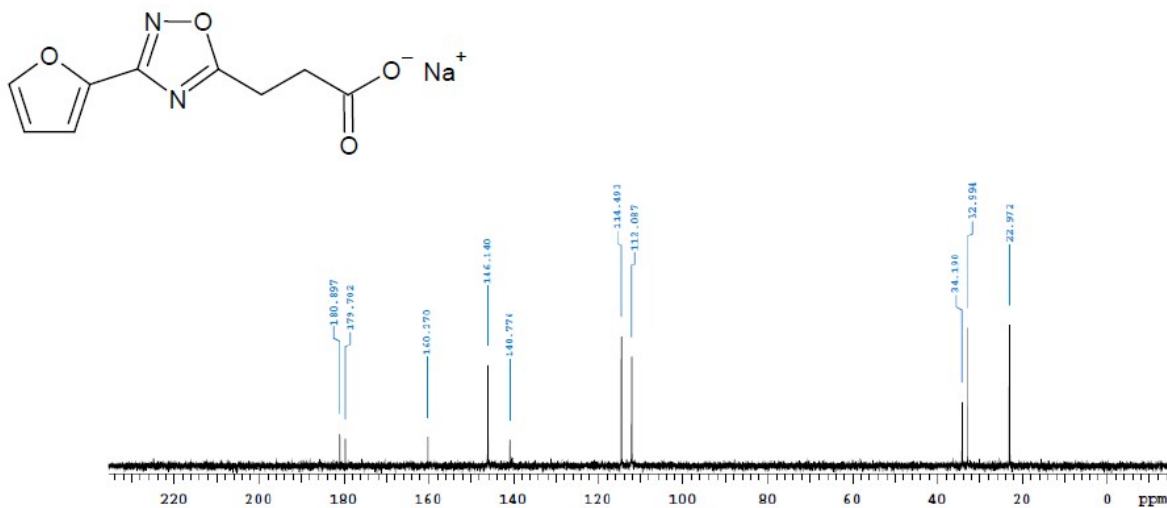
<sup>13</sup>C NMR spectrum of compound **4m** in DMSO

AndryJanaina  
 Amostra SOXD-15  
 Solicitação N. 01105-19  
 Data 00.12.18\_UFPE

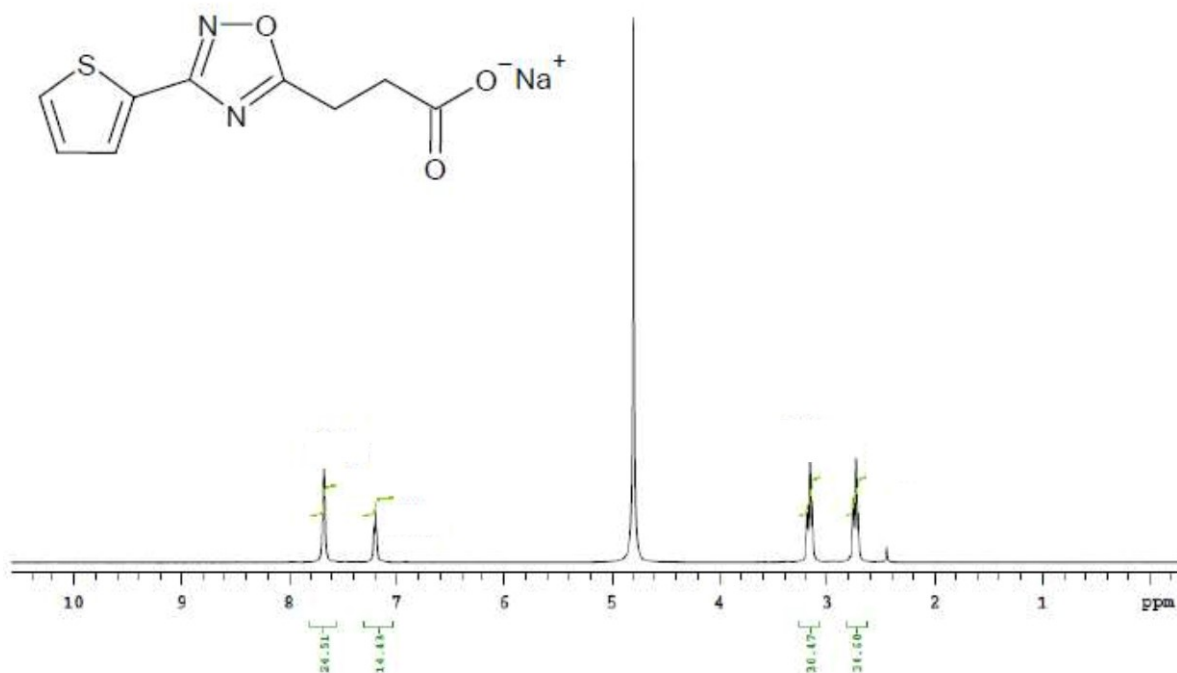


<sup>1</sup>H NMR spectrum of compound 4n in D<sub>2</sub>O

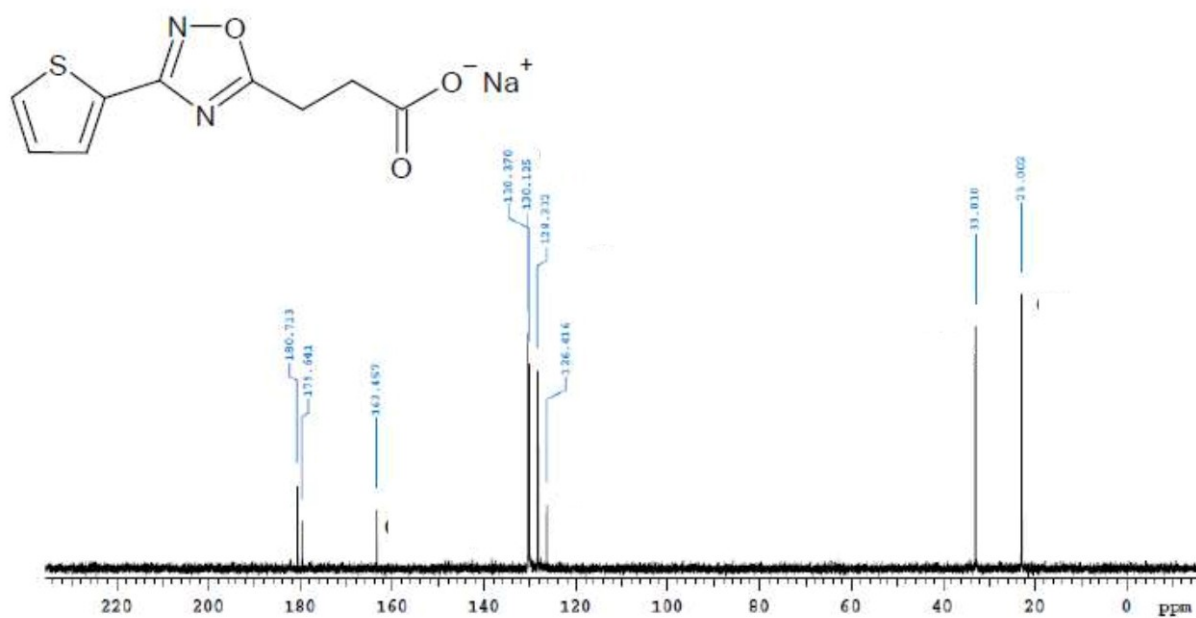
AndryPROF. JANAINA  
 Amostra SOXD-15  
 Solicitação N. 06917\_56  
 Data 15.05.18\_UFPE



<sup>13</sup>C NMR spectrum of compound 4n in D<sub>2</sub>O



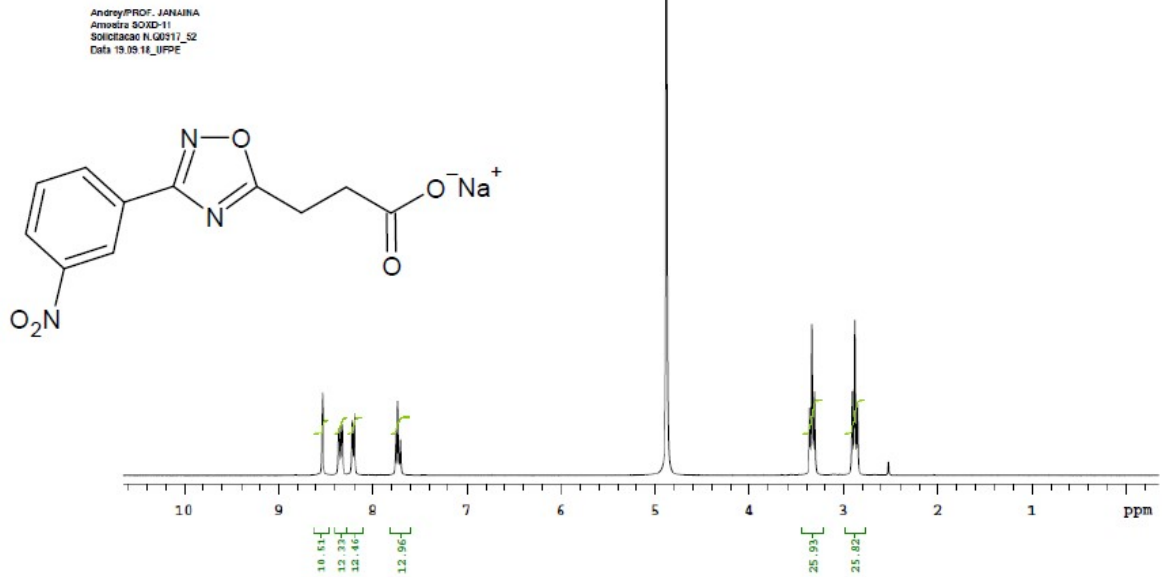
<sup>1</sup>H NMR spectrum of compound **4o** in D<sub>2</sub>O



<sup>13</sup>C NMR spectrum of compound **4o** in D<sub>2</sub>O

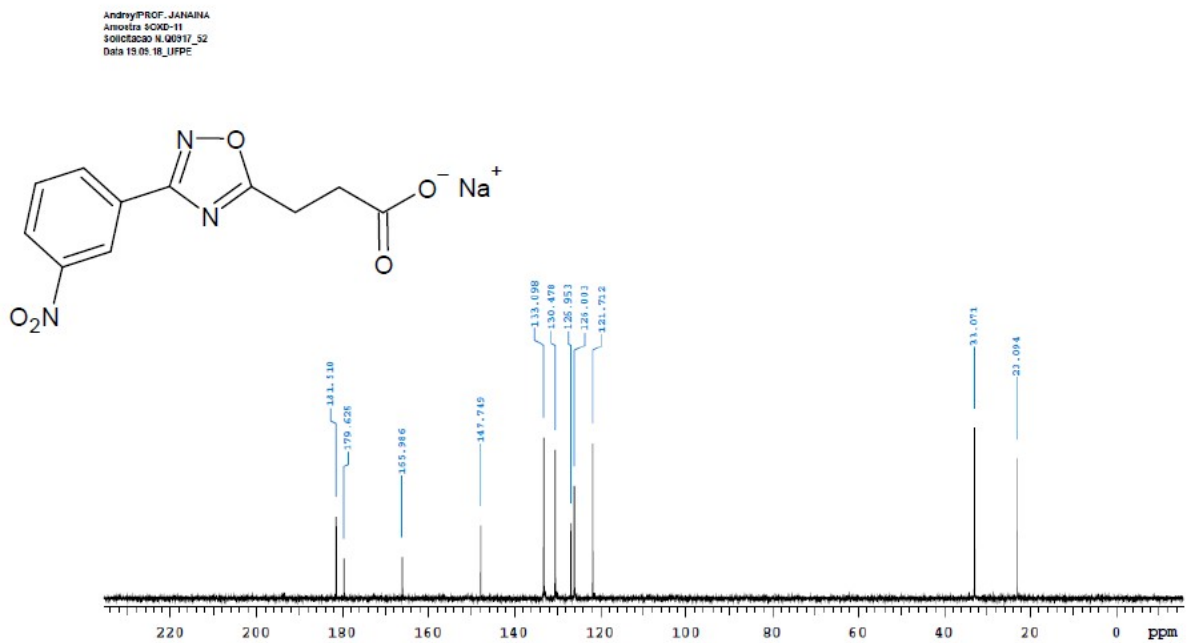
Q0917\_52

Sample Name: Q0917\_52 Pulse sequence: PROTON Temperature: 27 Study owner: conral  
 Date collected: 2016-02-10 Solvent: d2o Spectrometer: AgilentD01-vnmr300 Operator: vnmr1



<sup>1</sup>H NMR spectrum of compound **4p** in D<sub>2</sub>O

Sample Name: Q0917\_52 Pulse sequence: CARBON Temperature: 27 Study owner: conral  
 Date collected: 2016-02-10 Solvent: d2o Spectrometer: AgilentD01-vnmr300 Operator: vnmr1

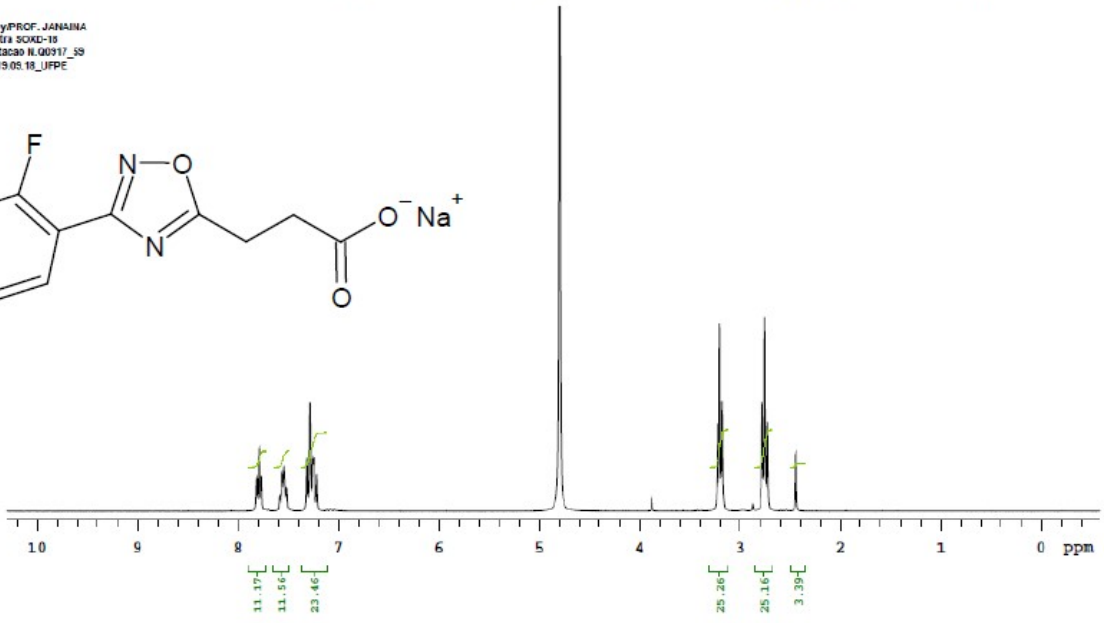
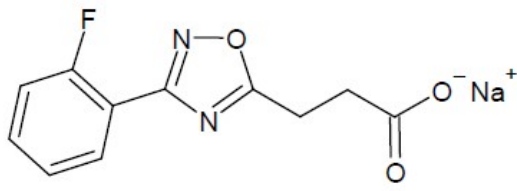


<sup>13</sup>C NMR spectrum of compound **4p** in D<sub>2</sub>O



Sample Name **Q0917\_59** Pulse sequence **PROTON** Temperature **27** Study owner **central**  
Date collected **2016-09-10** Solvent **d2o** Spectrometer **AgilentD00-vnmr300** Operator **vnmr1**

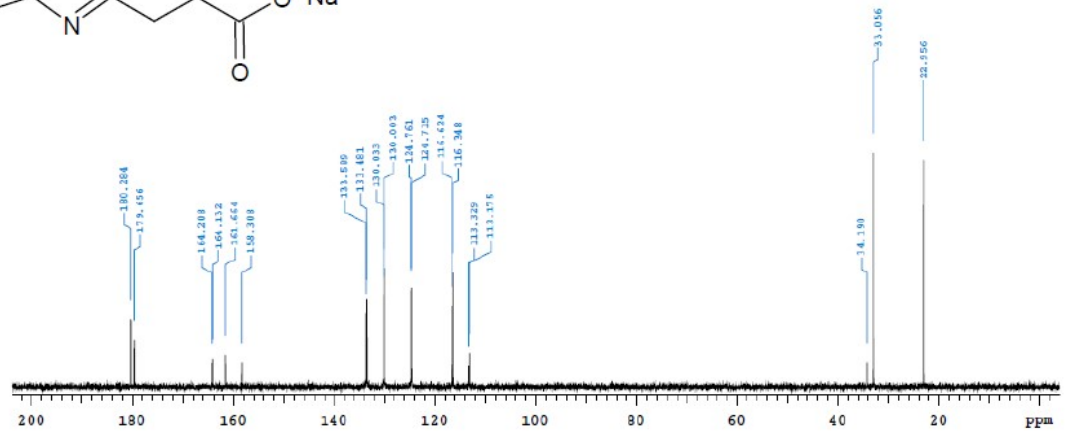
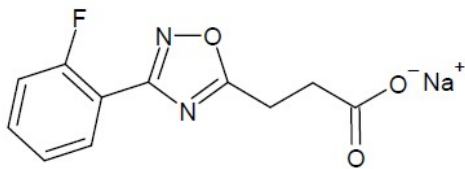
Andrey/PROF. JANAINA  
Amostra S00K0-15  
Solicitação N. Q0917\_59  
Data 19.09.18\_UFPE



<sup>1</sup>H NMR spectrum of compound **4q** in D<sub>2</sub>O

Sample Name **Q0917\_59** Pulse sequence **CARBON** Temperature **27** Study owner **central**  
Date collected **2018-05-19** Solvent **d2o** Spectrometer **AgilentD00-vnmr340** Operator **vnmr1**

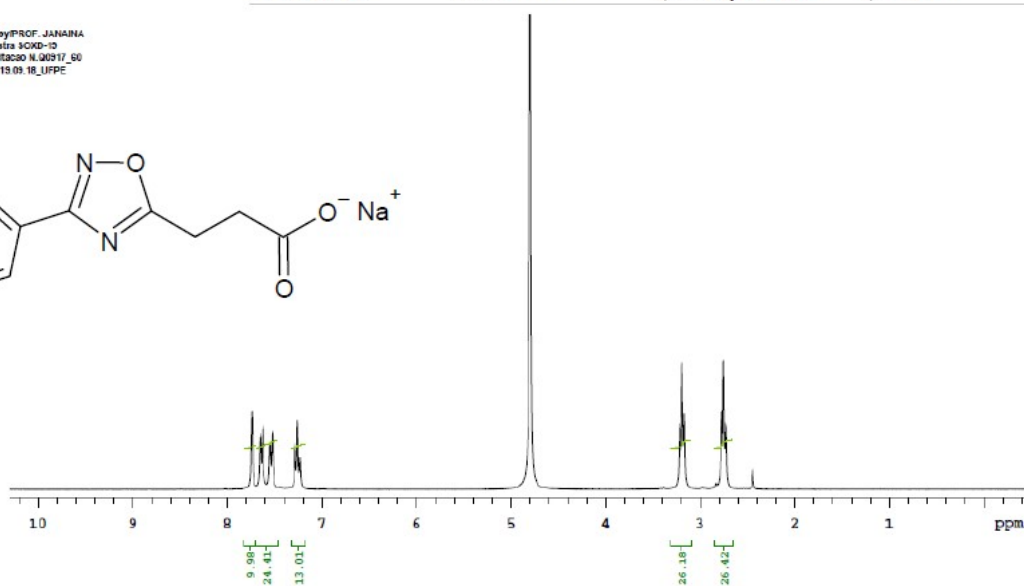
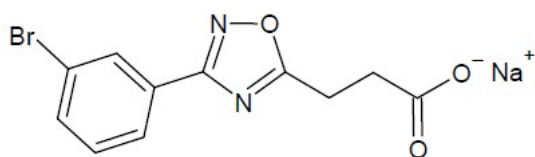
Andrey/PROF. JANAINA  
Amostra S00K0-15  
Solicitação N. Q0917\_59  
Data 19.09.18\_UFPE



<sup>13</sup>C NMR spectrum of compound **4q** in D<sub>2</sub>O

Sample Name **Q0917\_60** Pulse sequence **PRCTON** Temperature **27** Study owner **central**  
Date collected **2016-05-10** Solvent **d2o** Spectrometer **Agilent1300-vnmr300** Operator **vmar1**

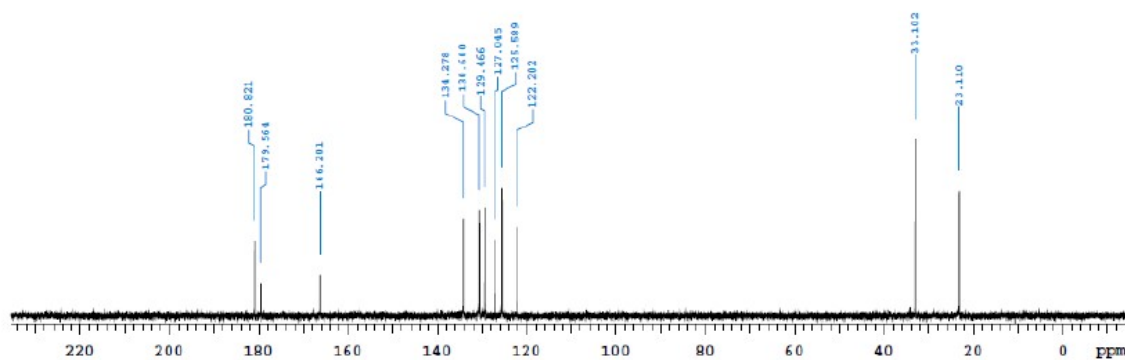
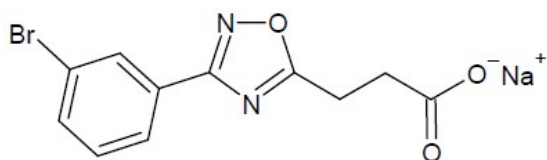
Andrey/PROF. JANAINA  
Amostra SXU-13  
Solucao N.00917\_60  
Data 15.09.18\_LUFPE



<sup>1</sup>H NMR spectrum of compound **4r** in D<sub>2</sub>O

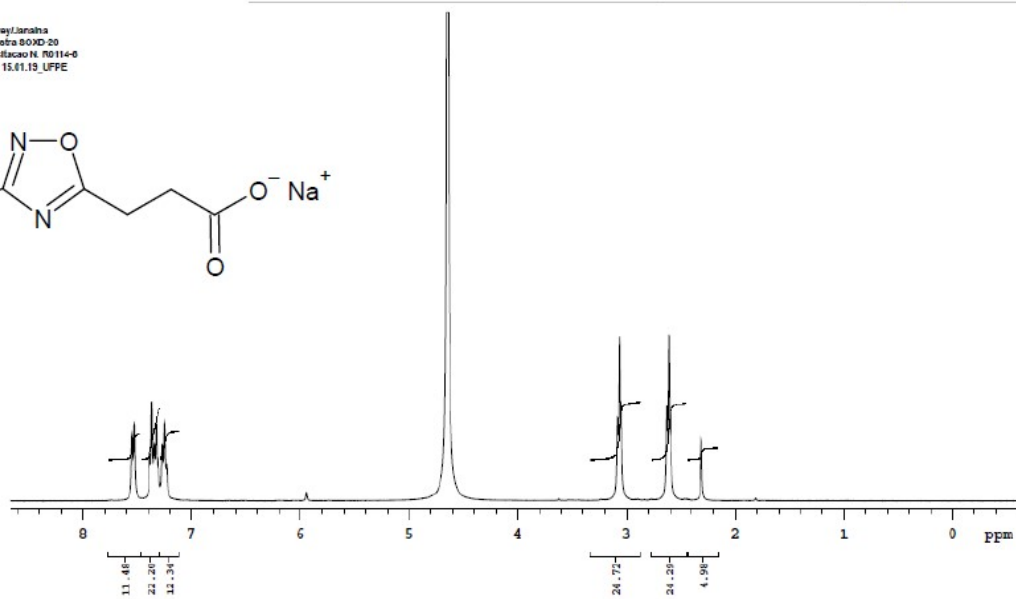
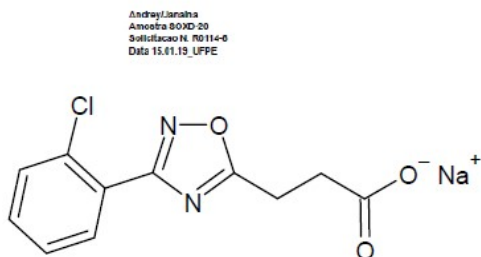
Sample Name **Q0917\_60** Pulse sequence **CARBON** Temperature **27** Study owner **central**  
Date collected **2016-05-10** Solvent **d2o** Spectrometer **Agilent1300-vnmr300** Operator **vmar1**

Andrey/PROF. JANAINA  
Amostra SXU-13  
Solucao N.00917\_60  
Data 15.09.18\_LUFPE



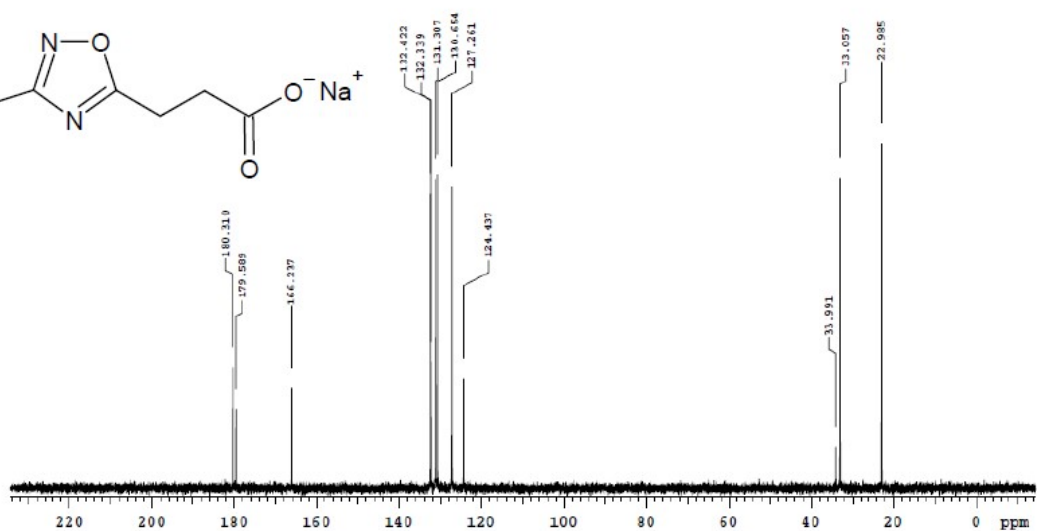
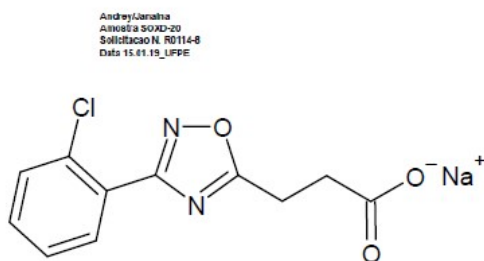
<sup>13</sup>C NMR spectrum of compound **4r** in D<sub>2</sub>O

Sample Name: PCT0414r Pulse sequence: PROTON Temperature: 27  
Date collected: 2019-01-15 Solvent: d2o Spectrometer: varian400-vnmrs400 Study owner: vnmr1  
Operator: operador

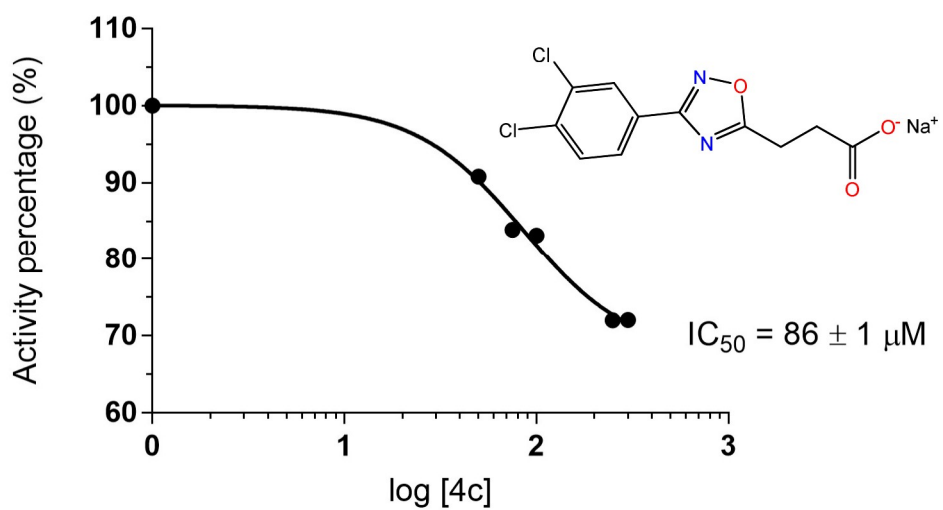
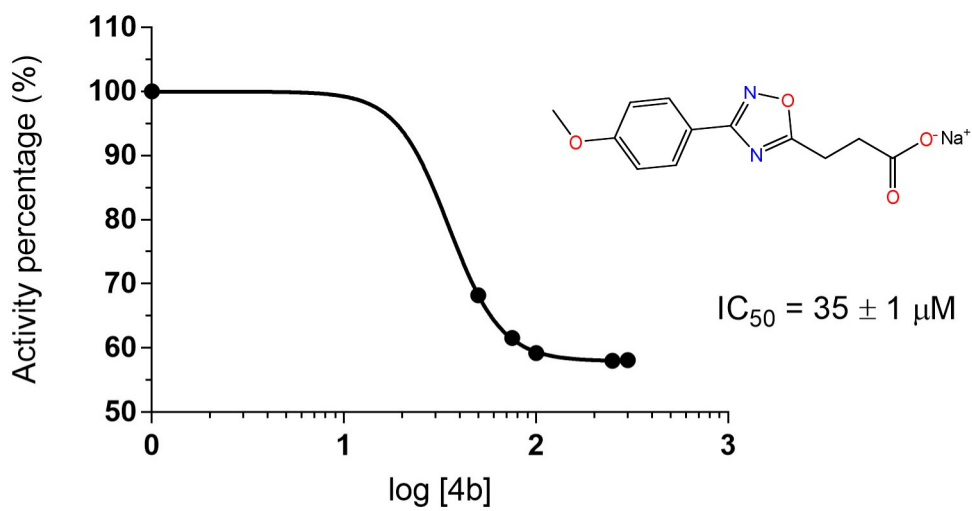
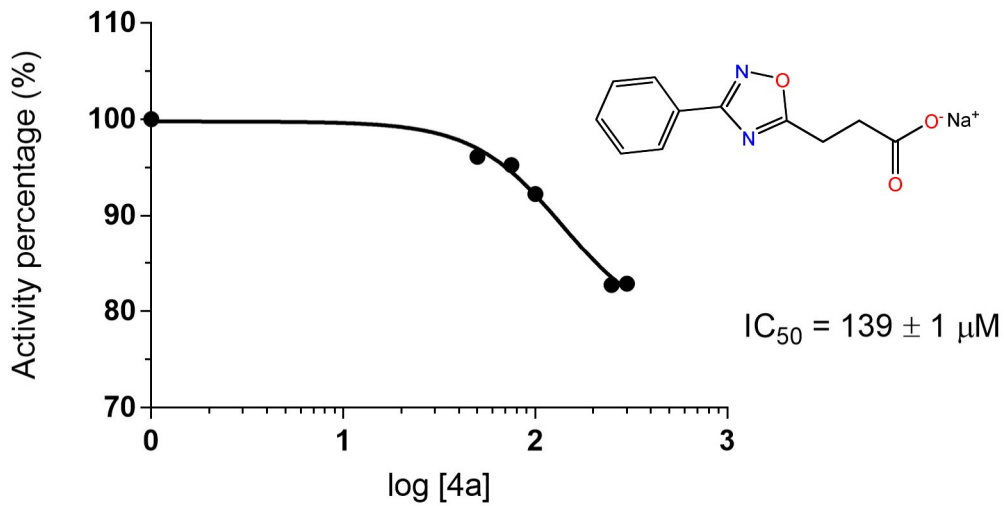


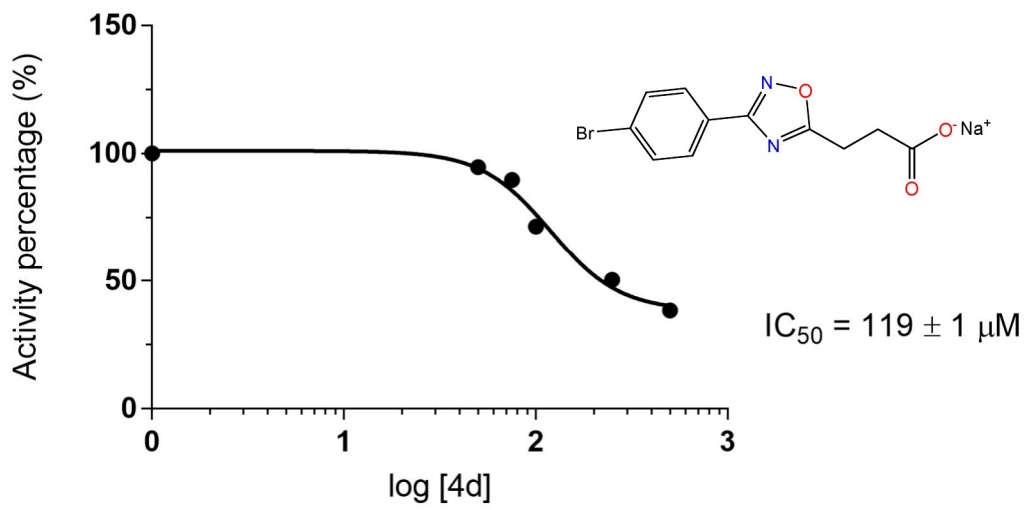
<sup>1</sup>H NMR spectrum of compound **4s** in D<sub>2</sub>O

Sample Name: PCT0414r Pulse sequence: CARBON Temperature: 27  
Date collected: 2019-01-15 Solvent: d2o Spectrometer: varian400-vnmrs400 Study owner: vnmr1  
Operator: operador

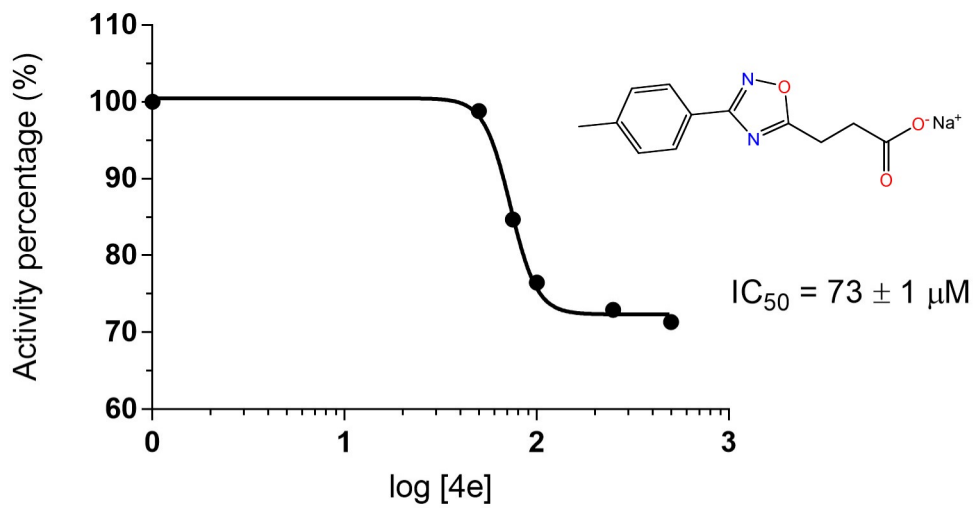


<sup>13</sup>C NMR spectrum of compound **4s** in D<sub>2</sub>O

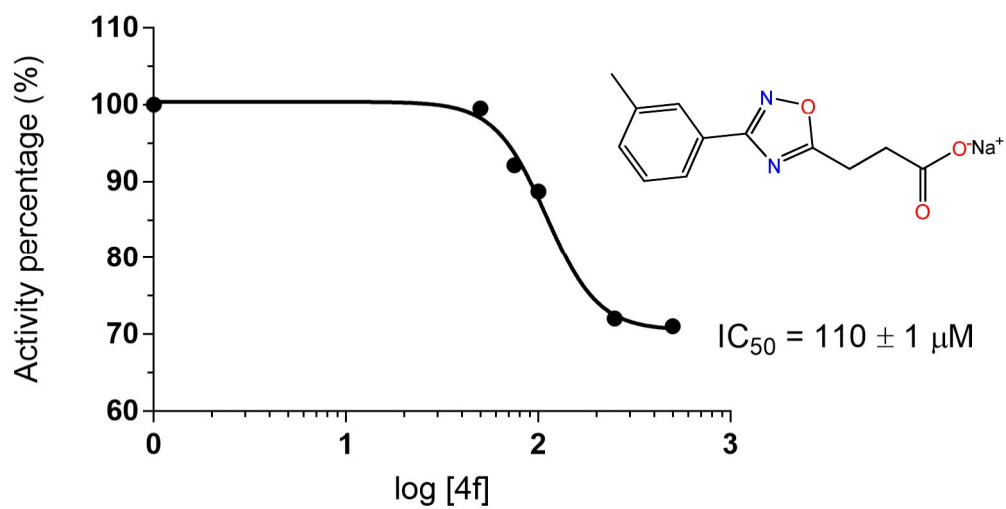




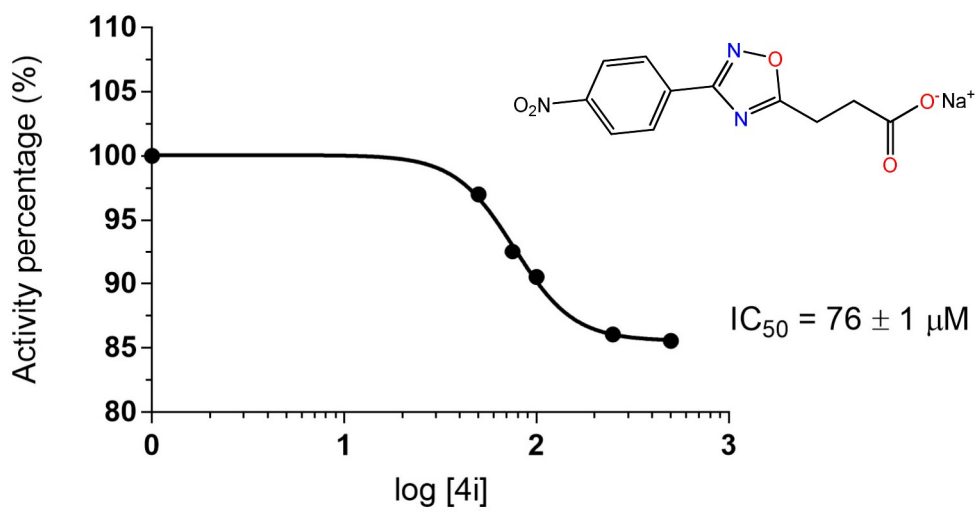
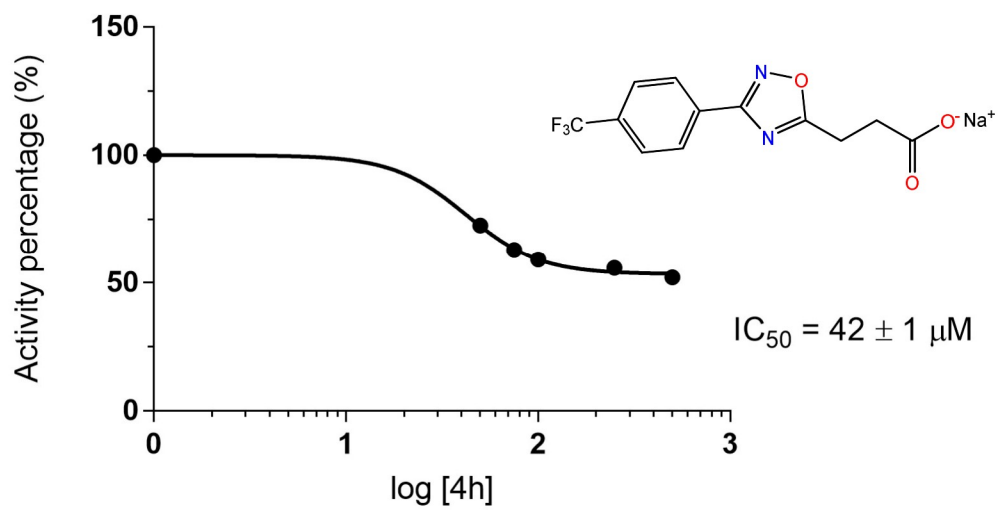
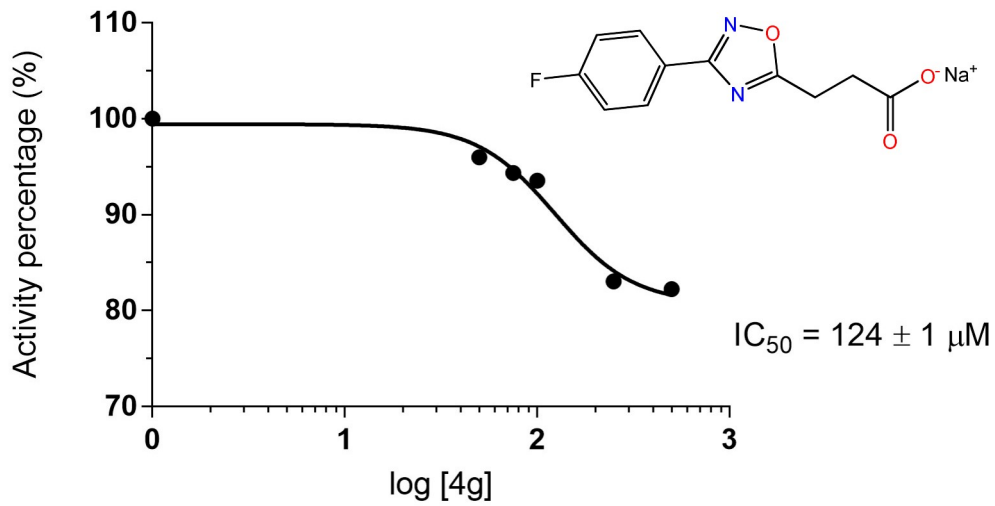
Dose-response curve of compound **4d**

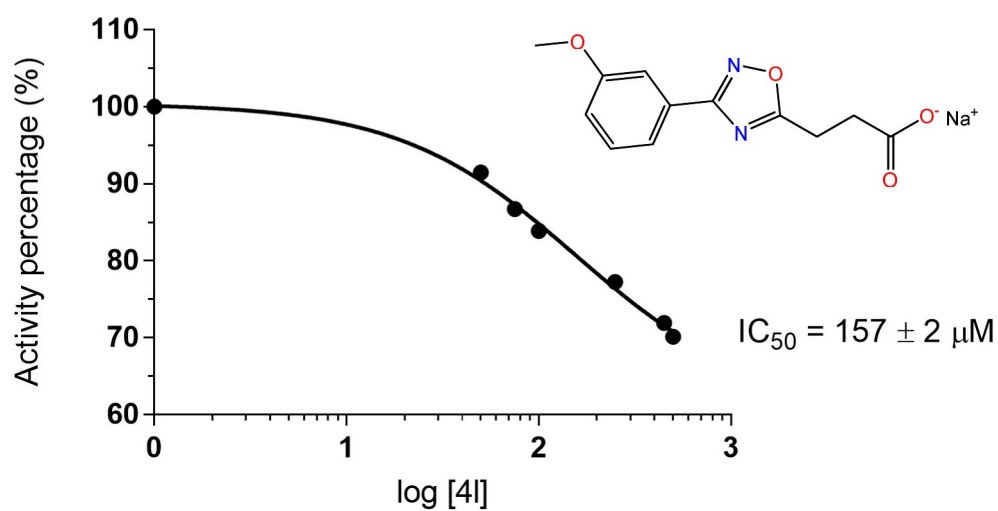
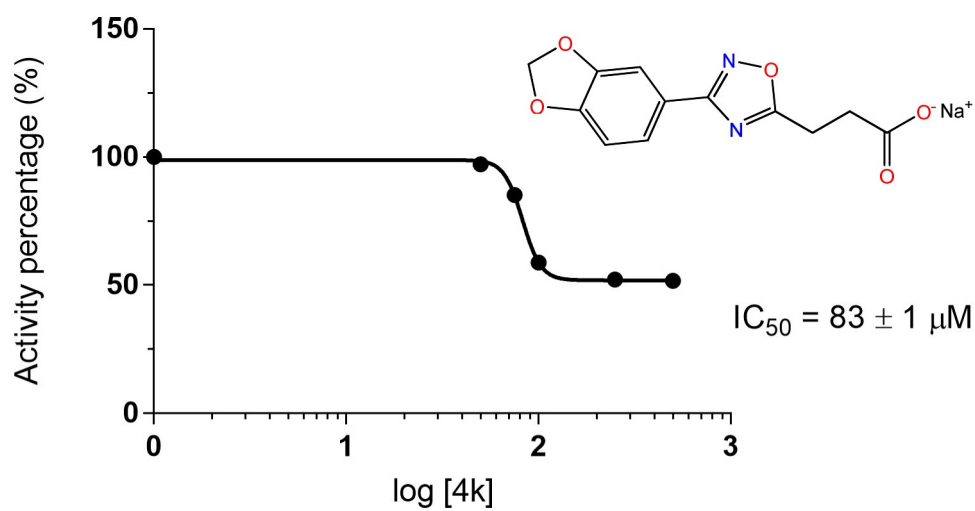
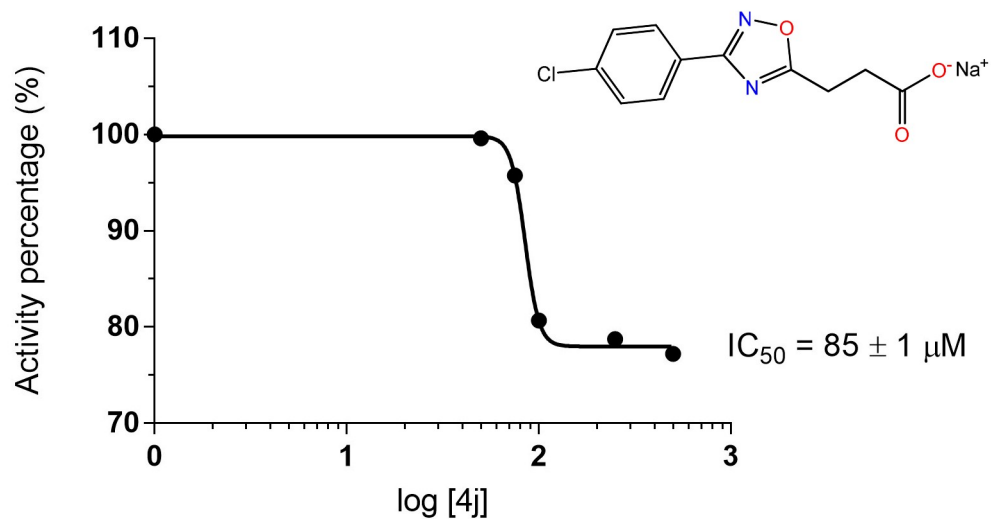


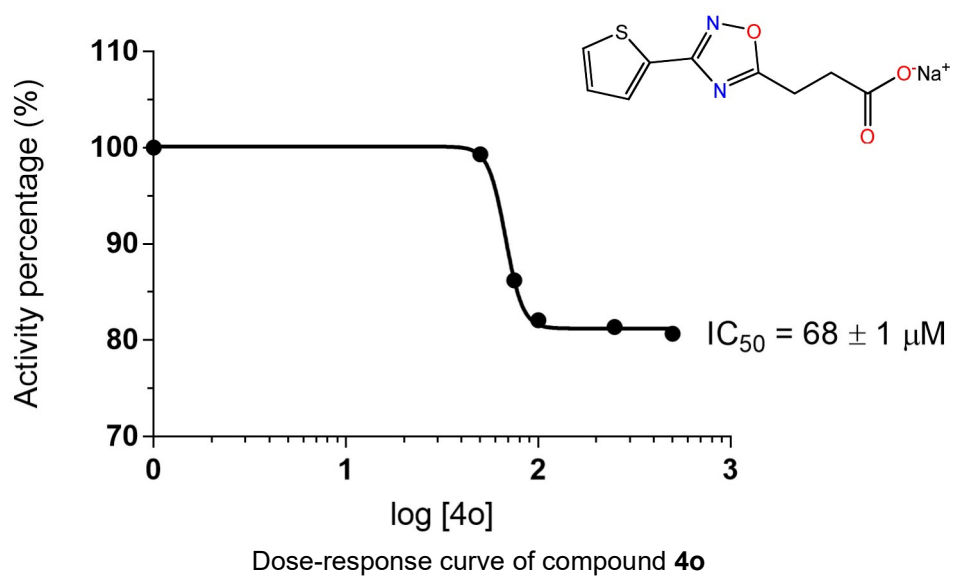
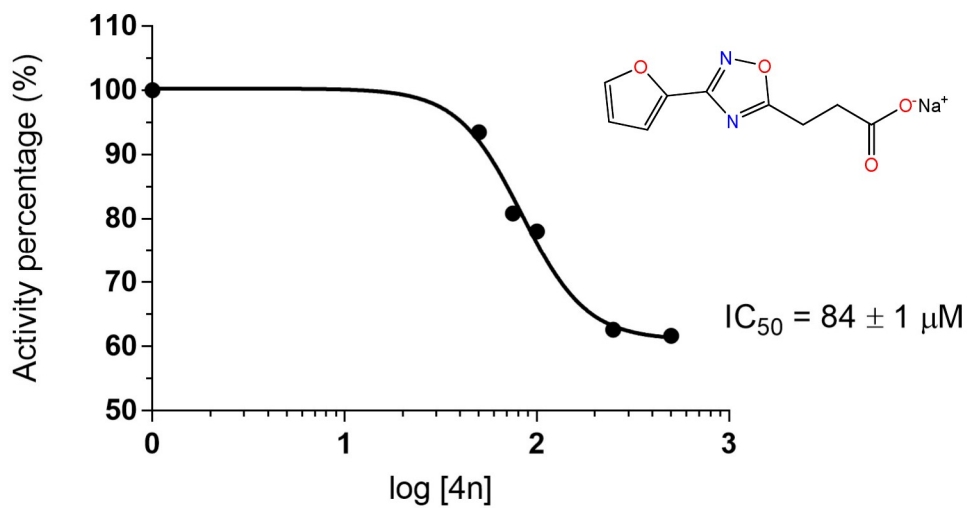
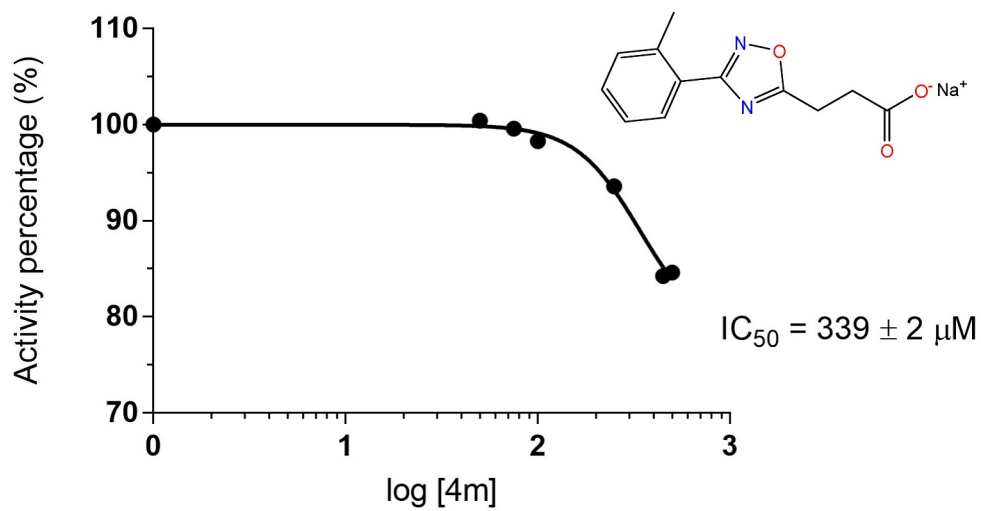
Dose-response curve of compound **4e**



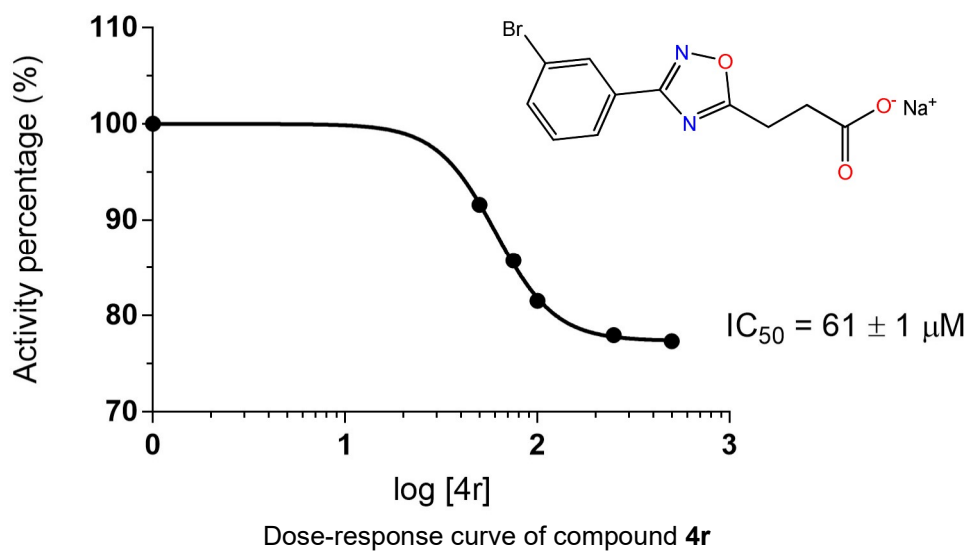
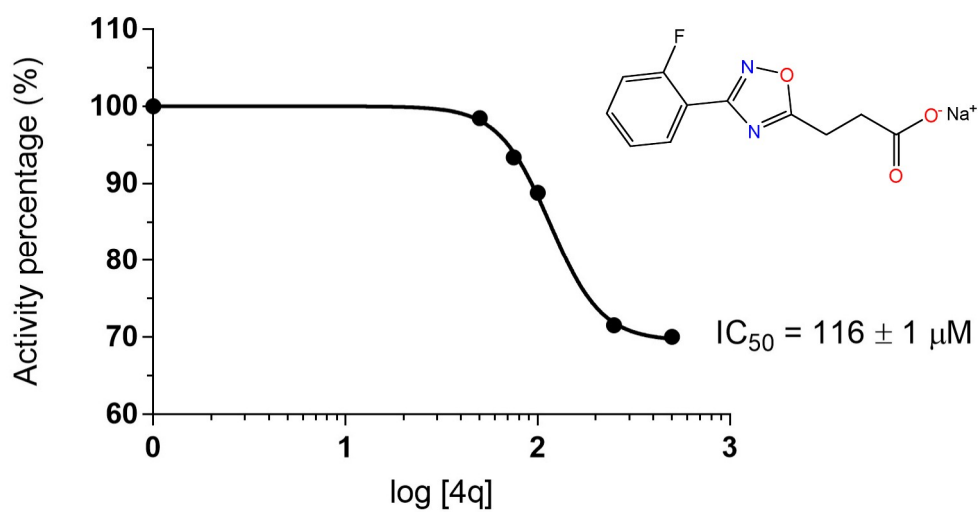
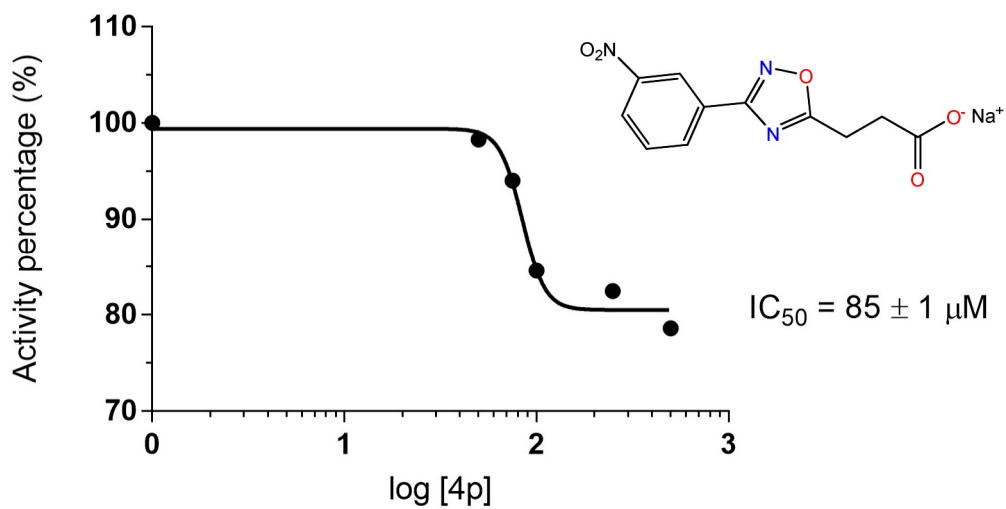
Dose-response curve of compound **4f**

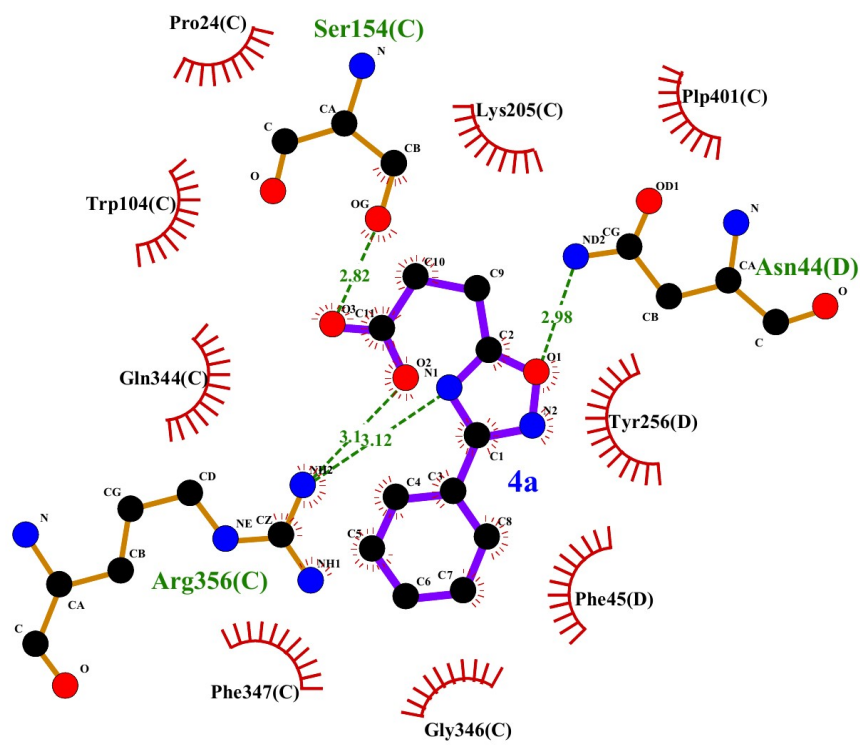
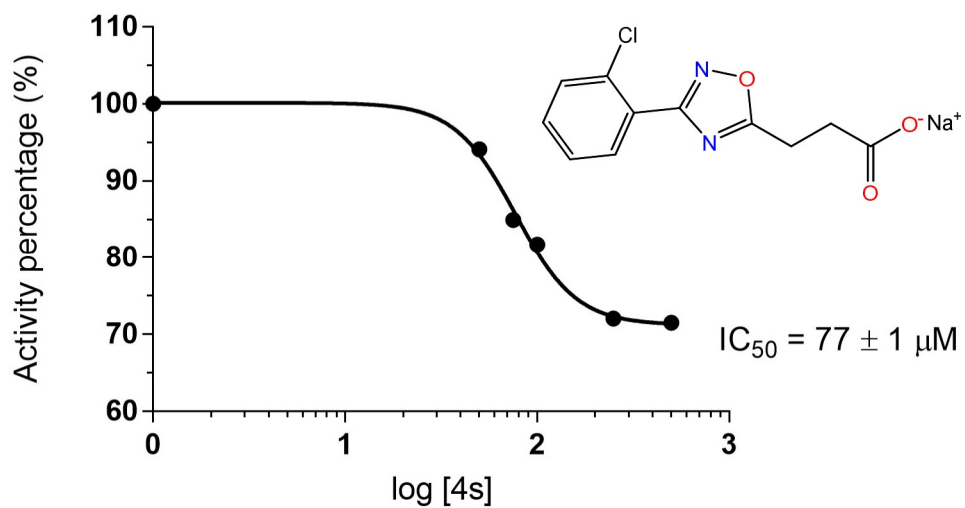




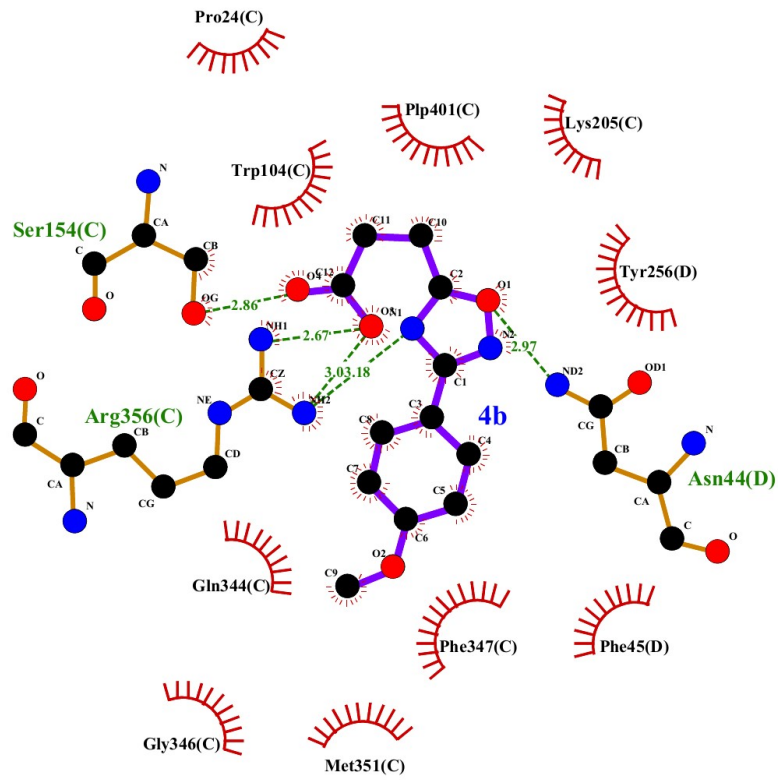




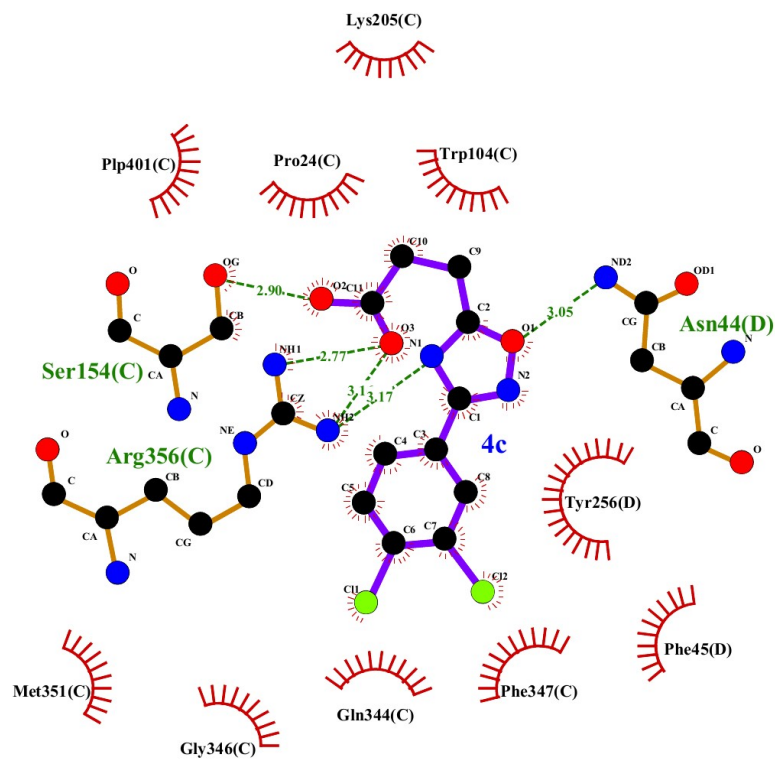




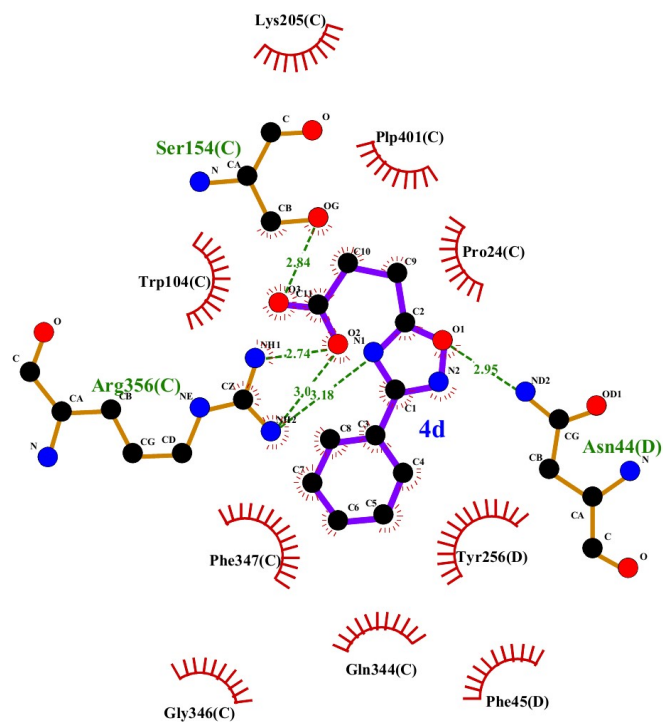
Electrostatic and van der Waals interactions between AeHKT and compound **4a** generated by LigPLOT<sup>+</sup>



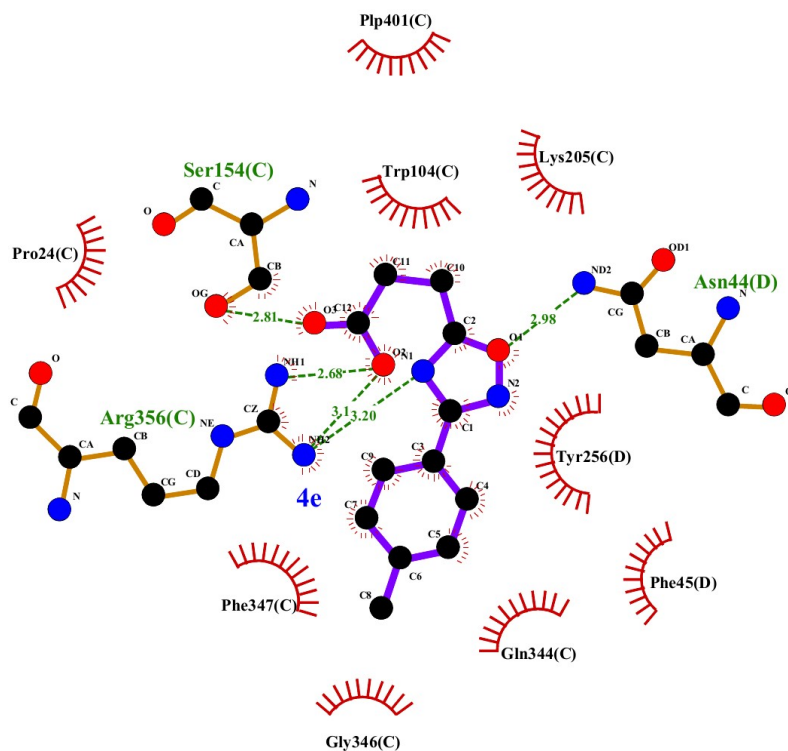
Electrostatic and van der Waals interactions between AeHKT and compound **4b** generated by LigPLOT<sup>+</sup>



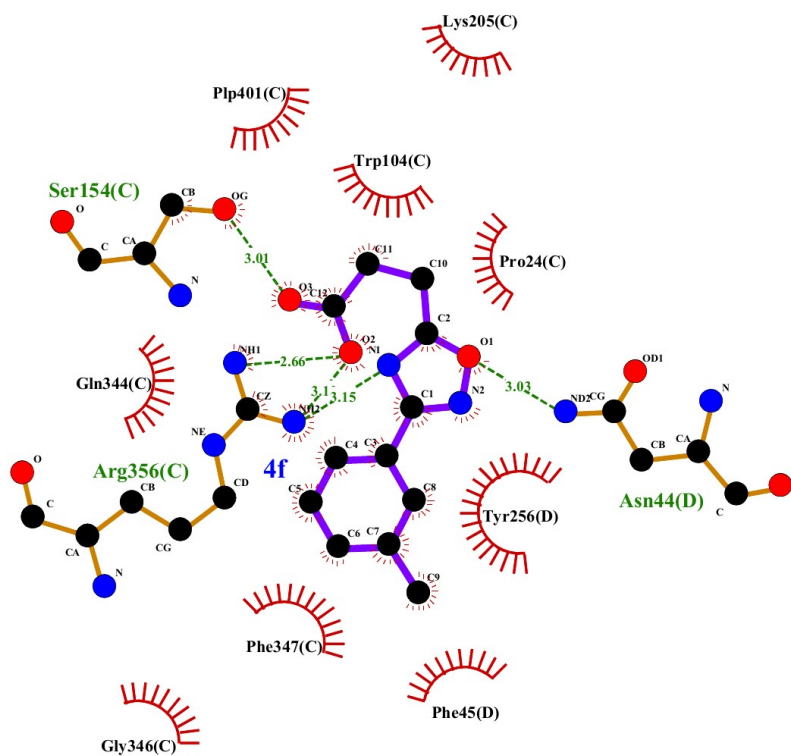
Electrostatic and van der Waals interactions between AeHKT and compound **4c** generated by LigPLOT<sup>+</sup>



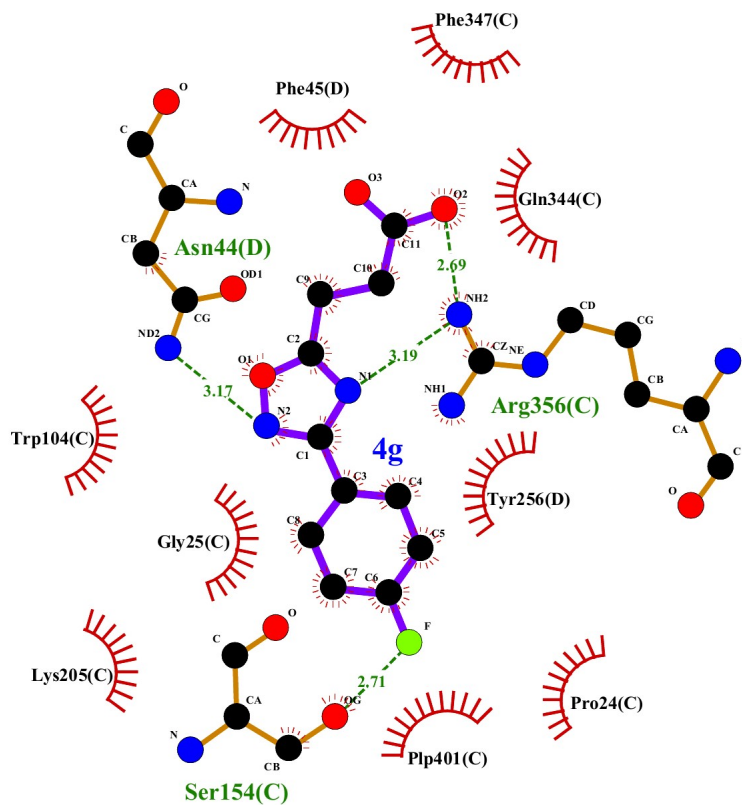
Electrostatic and van der Waals interactions between AeHKT and compound **4d** generated by LigPLOT<sup>+</sup>



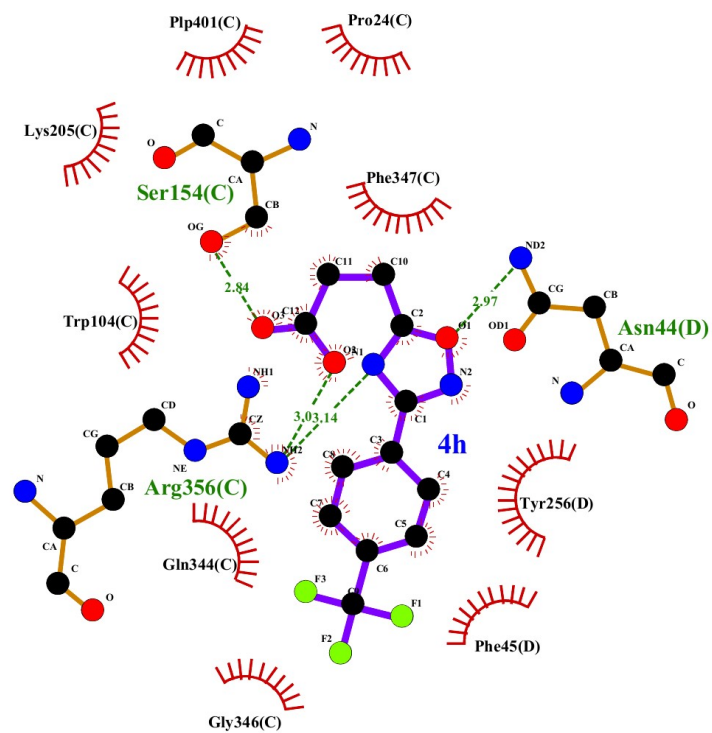
Electrostatic and van der Waals interactions between AeHKT and compound **4e** generated by LigPLOT<sup>+</sup>



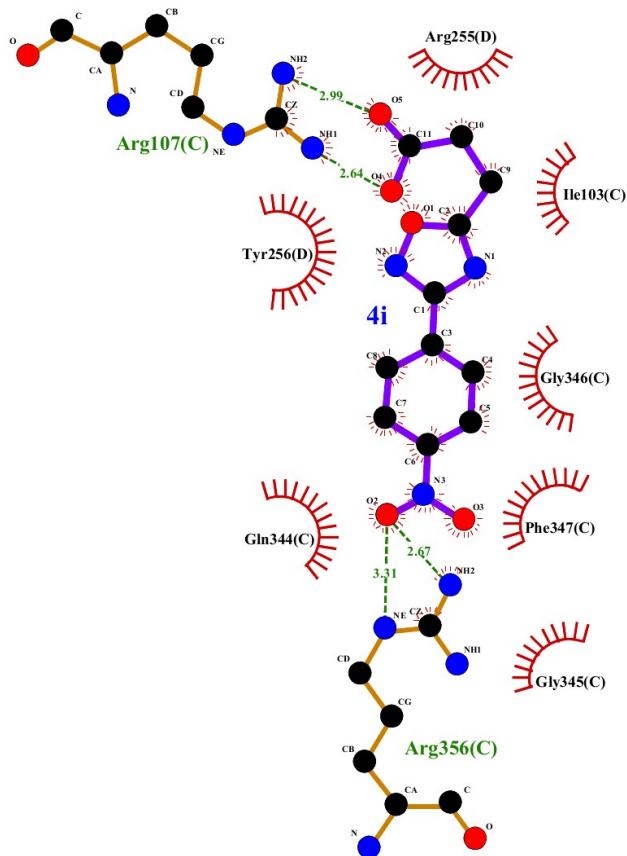
Electrostatic and van der Waals interactions between AeHKT and compound **4f** generated by LigPLOT<sup>+</sup>



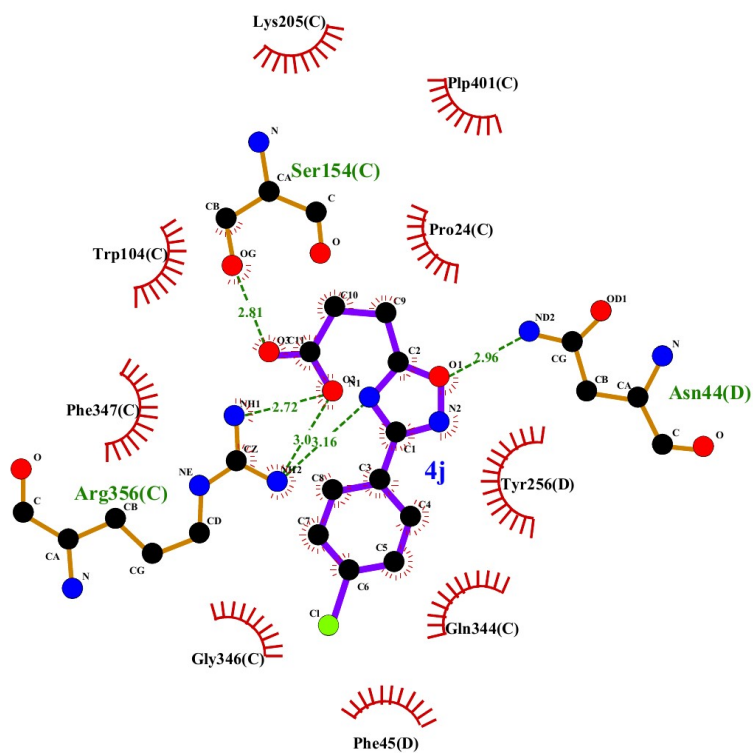
Electrostatic and van der Waals interactions between AeHKT and compound **4g** generated by LigPLOT<sup>+</sup>



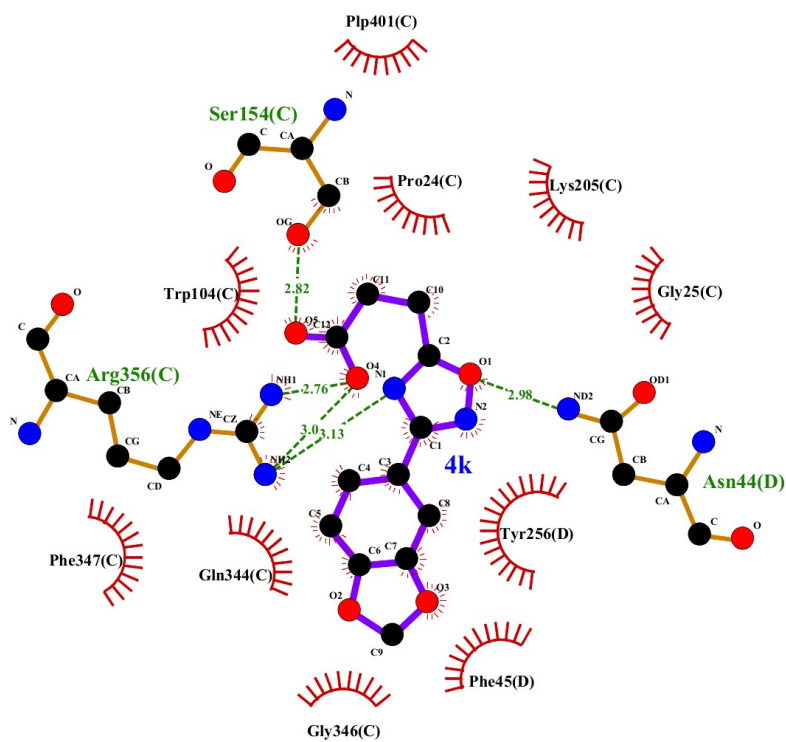
Electrostatic and van der Waals interactions between AeHKT and compound **4h** generated by LigPLOT<sup>+</sup>



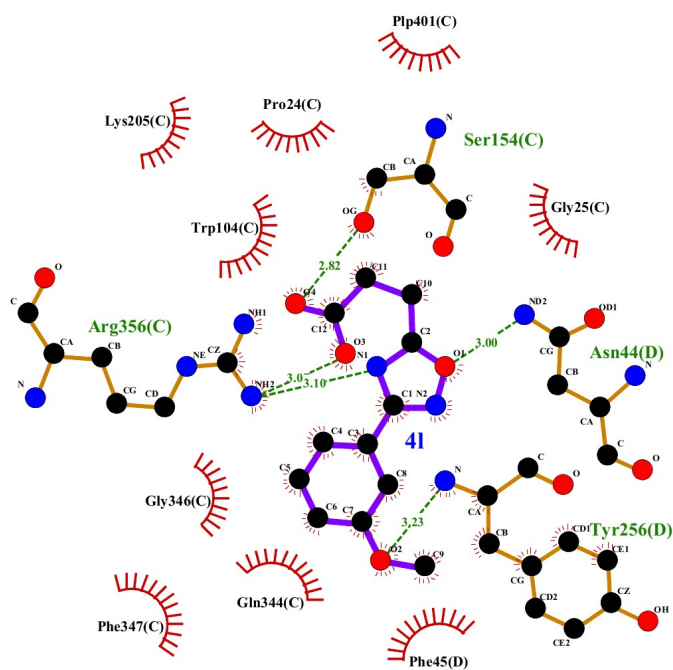
Electrostatic and van der Waals interactions between AeHKT and compound **4i** generated by LigPLOT<sup>+</sup>



Electrostatic and van der Waals interactions between AeHKT and compound **4j** generated by LigPLOT<sup>+</sup>

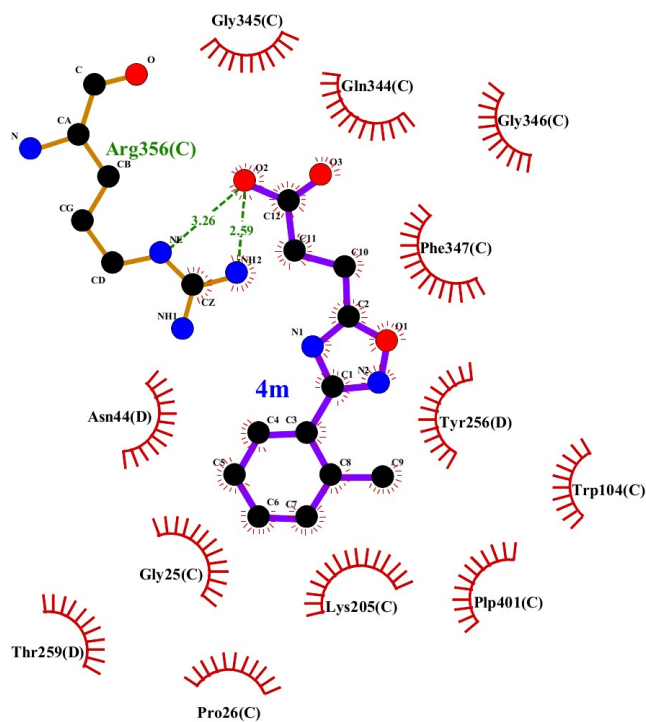


Electrostatic and van der Waals interactions between AeHKT and compound **4k** generated by LigPLOT<sup>+</sup>

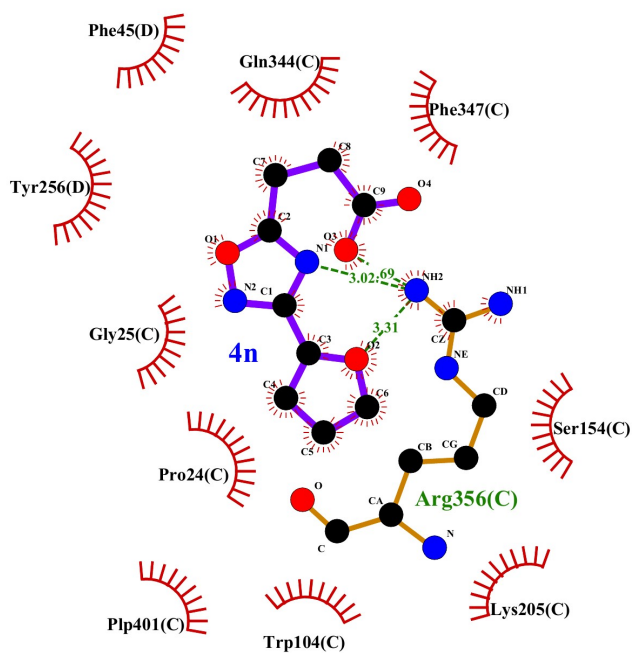


Electrostatic and van der Waals interactions between AeHKT and compound **4l** generated by LigPLOT<sup>+</sup>

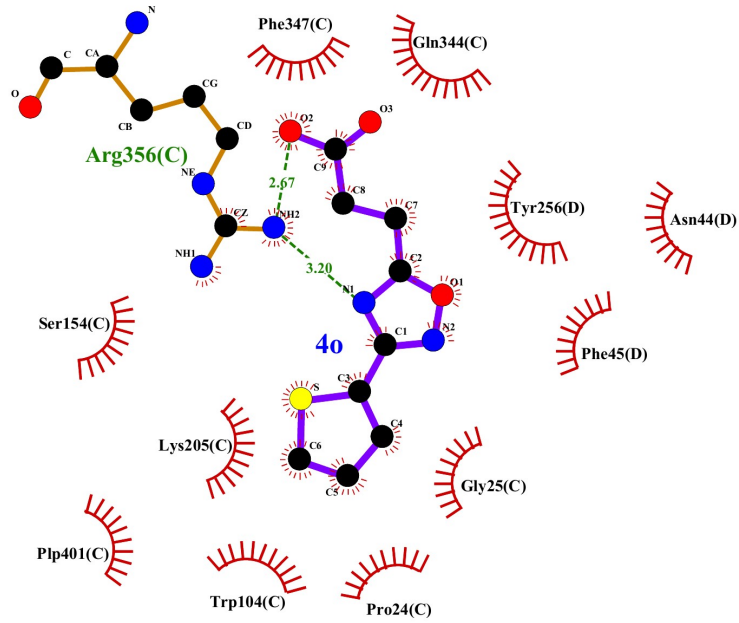




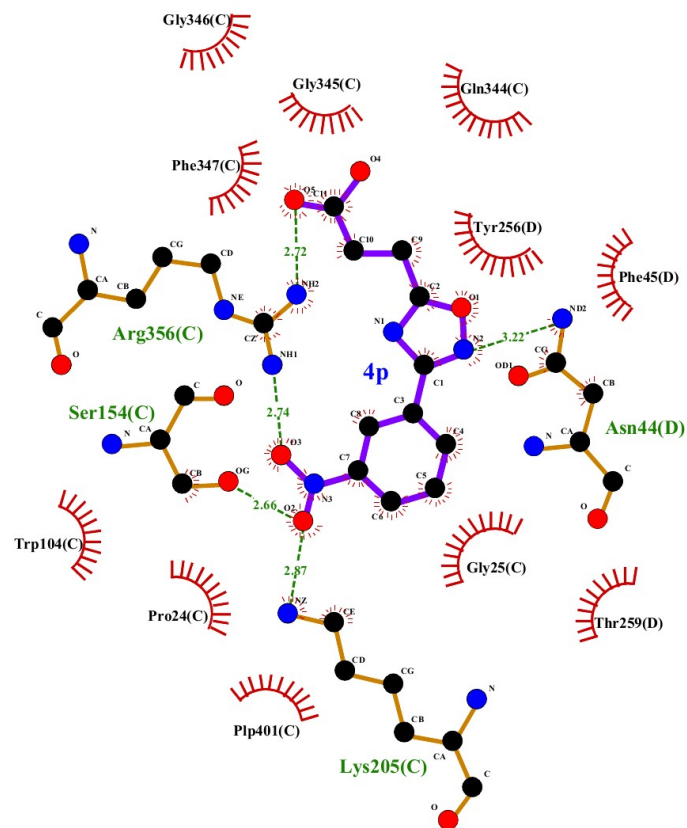
Electrostatic and van der Waals interactions between AeHKT and compound **4m** generated by LigPLOT<sup>+</sup>



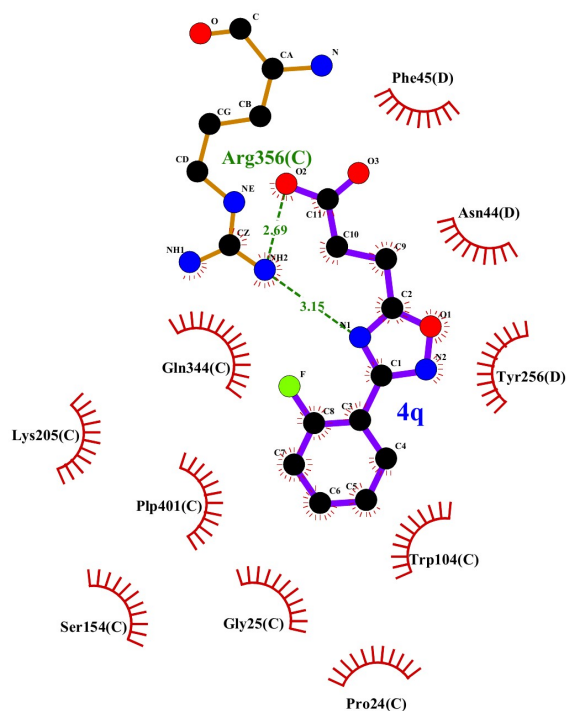
Electrostatic and van der Waals interactions between AeHKT and compound **4n** generated by LigPLOT<sup>+</sup>



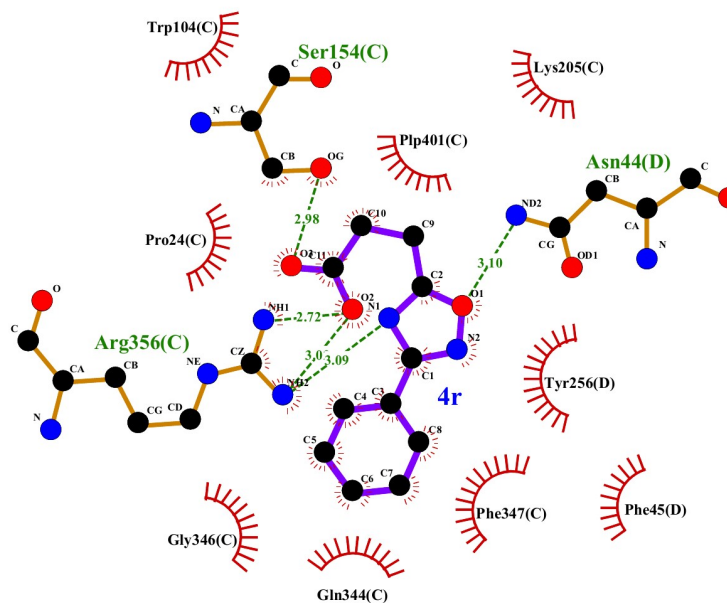
Electrostatic and van der Waals interactions between AeHKT and compound **4o** generated by LigPLOT<sup>+</sup>



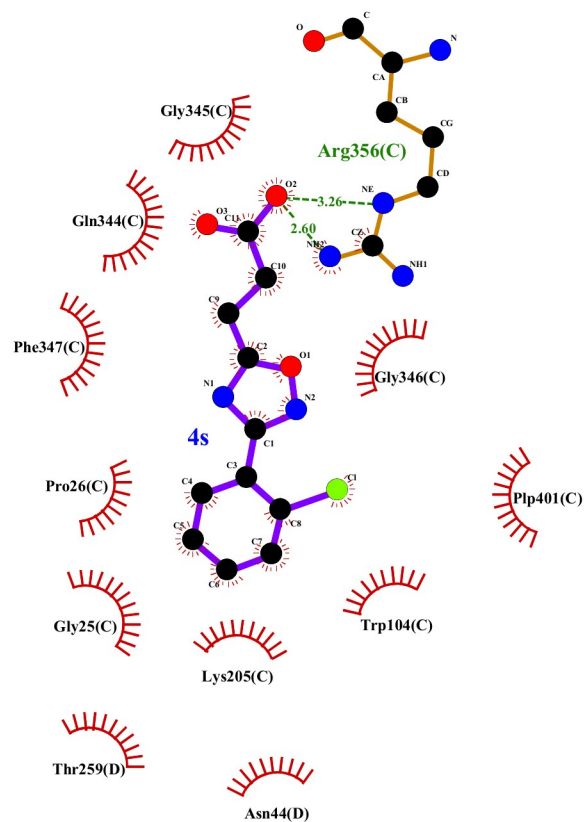
Electrostatic and van der Waals interactions between AeHKT and compound **4p** generated by LigPLOT<sup>+</sup>



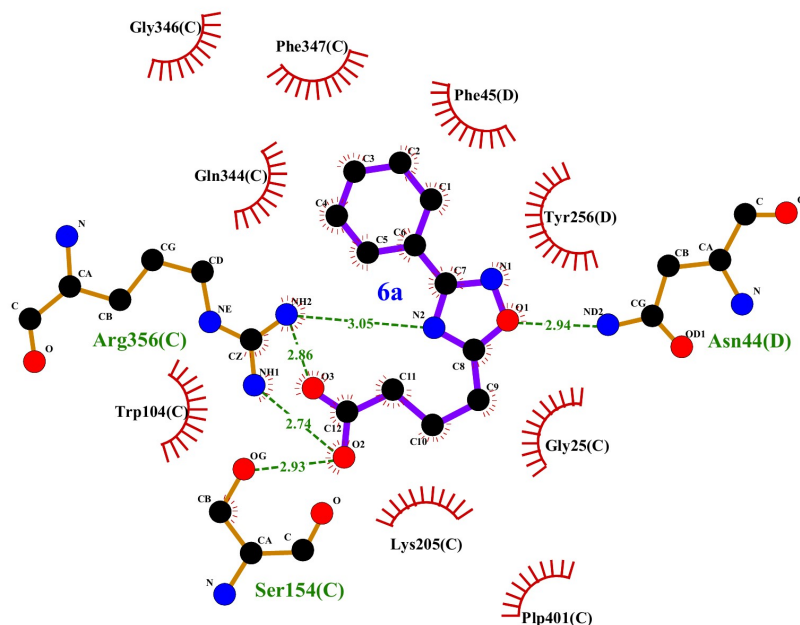
Electrostatic and van der Waals interactions between AeHKT and compound **4q** generated by LigPLOT<sup>+</sup>



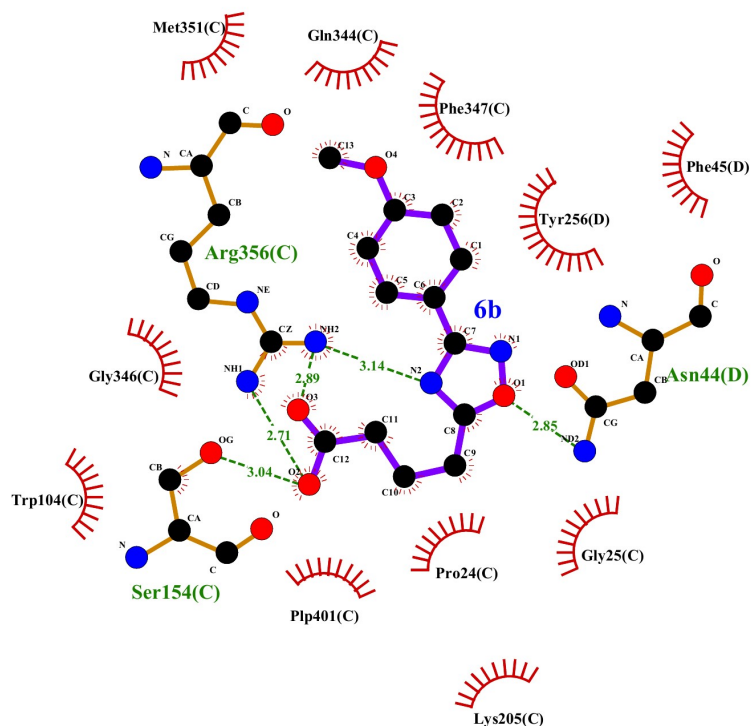
Electrostatic and van der Waals interactions between AeHKT and compound **4r** generated by LigPLOT<sup>+</sup>



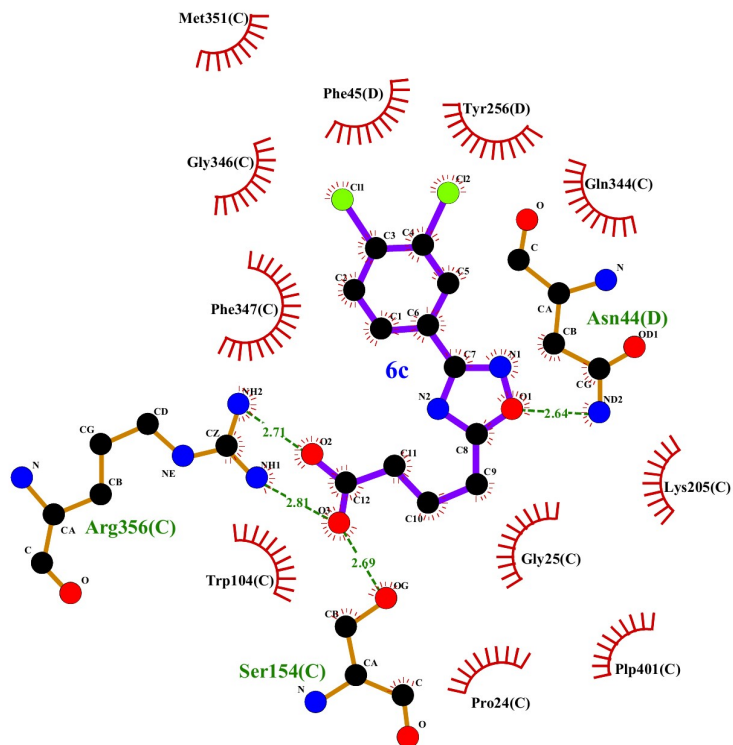
Electrostatic and van der Waals interactions between AeHKT and compound **4s** generated by LigPLOT<sup>+</sup>



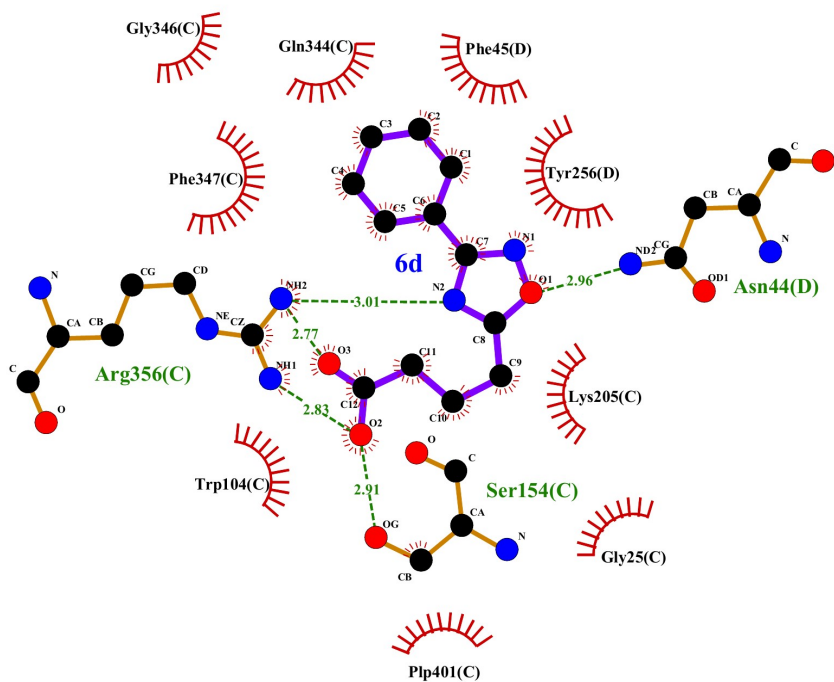
Electrostatic and van der Waals interactions between AeHKT and compound **6a** generated by LigPLOT<sup>+</sup>



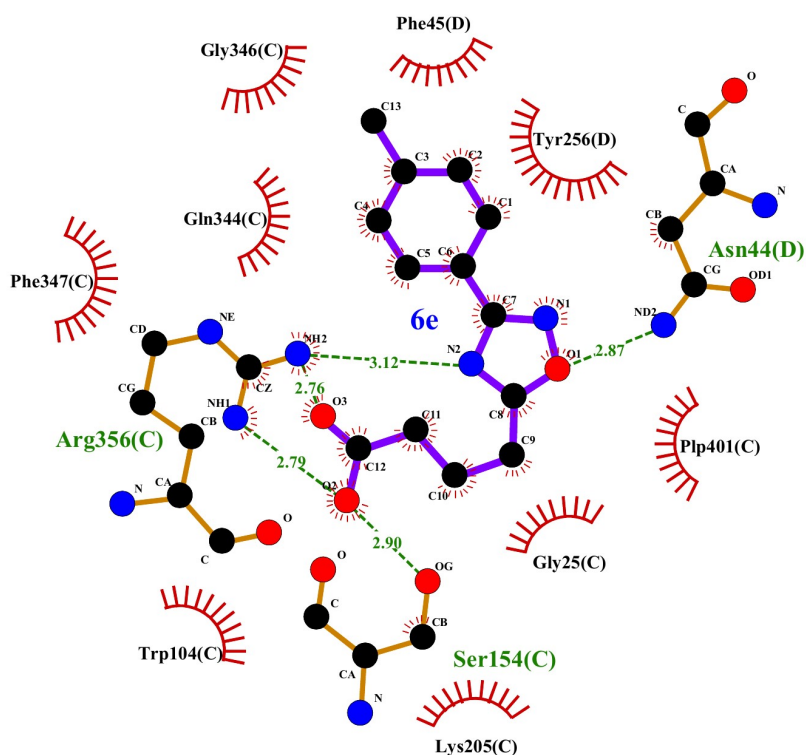
Electrostatic and van der Waals interactions between AeHKT and compound **6b** generated by LigPLOT<sup>+</sup>



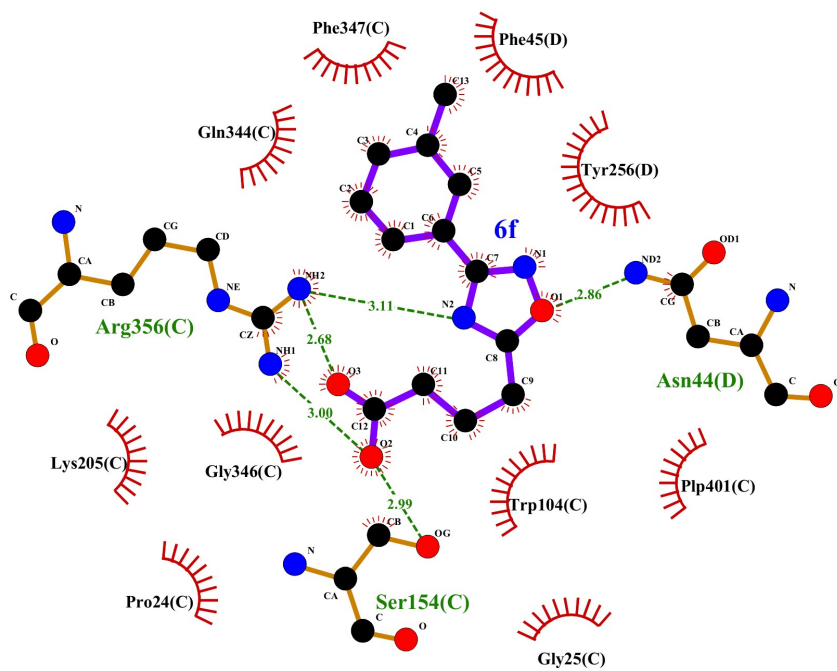
Electrostatic and van der Waals interactions between AeHKT and compound **6c** generated by LigPLOT<sup>+</sup>



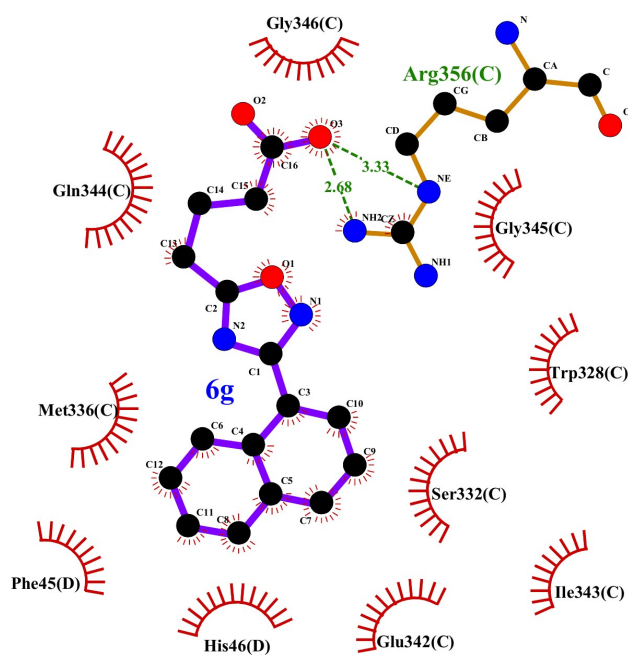
Electrostatic and van der Waals interactions between AeHKT and compound **6d** generated by LigPLOT<sup>+</sup>



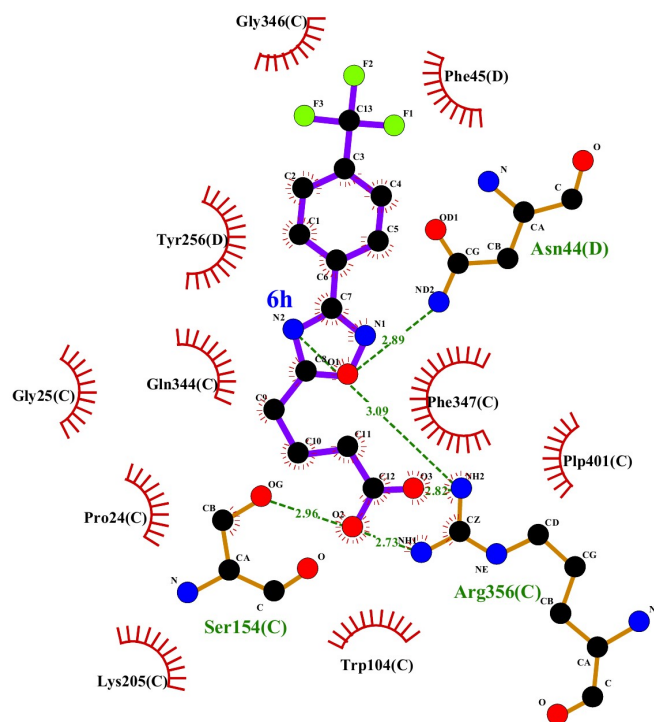
Electrostatic and van der Waals interactions between AeHKT and compound **6e** generated by LigPLOT<sup>+</sup>



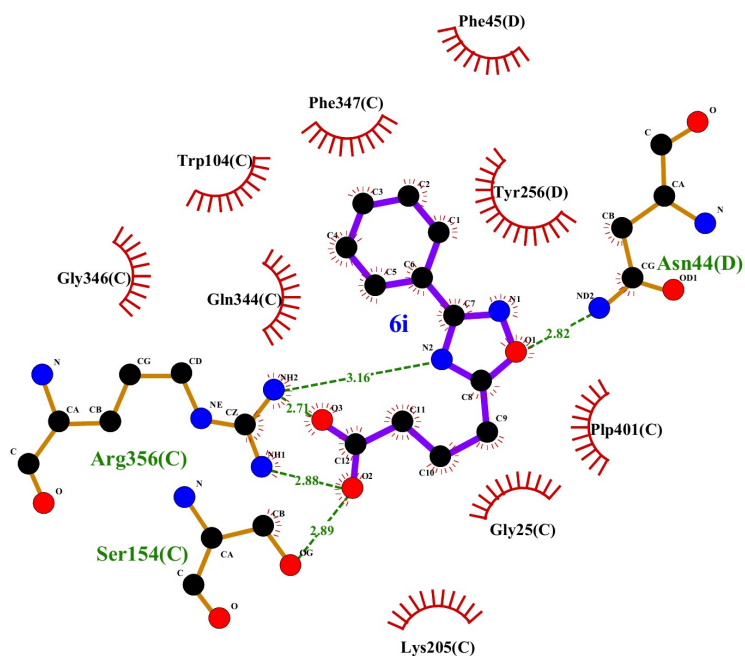
Electrostatic and van der Waals interactions between AeHKT and compound **6f** generated by LigPLOT<sup>+</sup>



Electrostatic and van der Waals interactions between AeHKT and compound **6g** generated by LigPLOT<sup>+</sup>

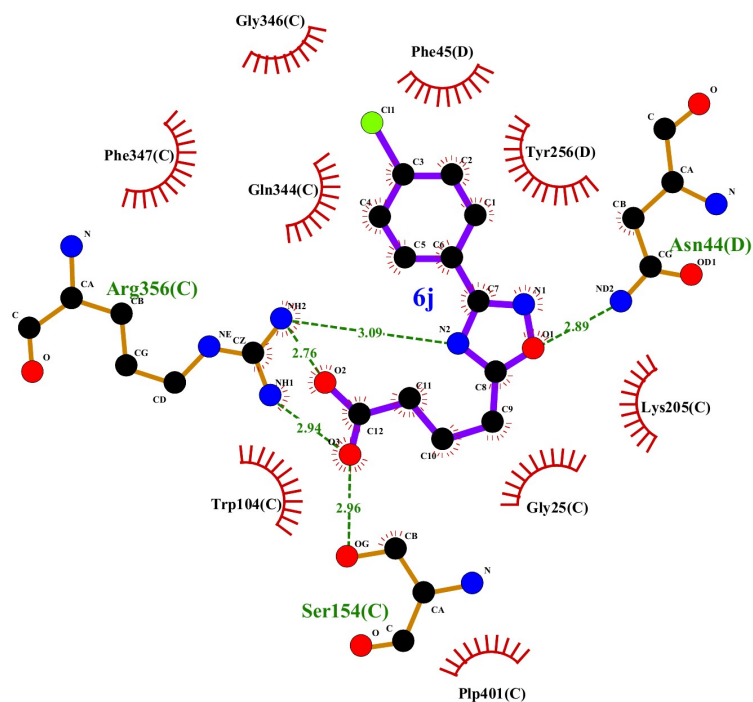


Electrostatic and van der Waals interactions between AeHKT and compound **6h** generated by LigPLOT<sup>+</sup>

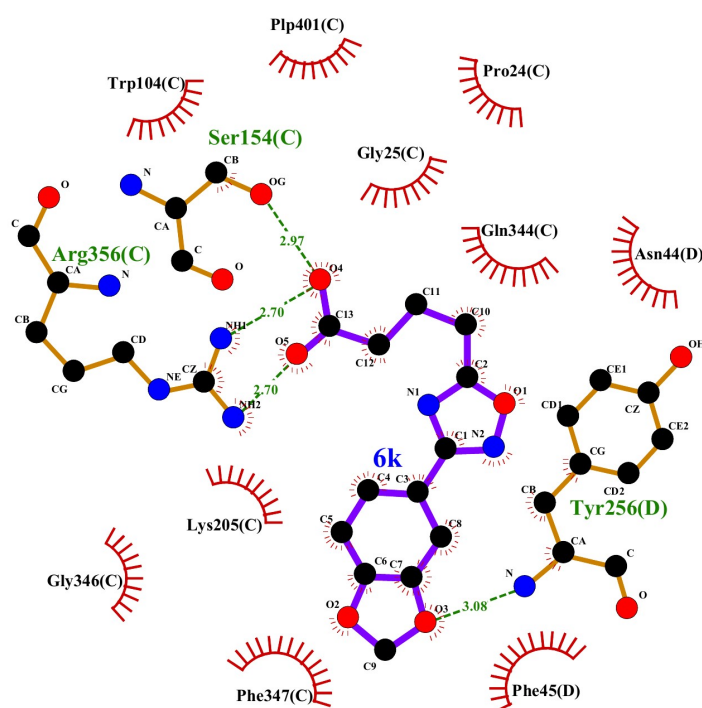


Electrostatic and van der Waals interactions between AeHKT and compound **6i** generated by LigPLOT<sup>+</sup>





Electrostatic and van der Waals interactions between AeHKT and compound **6j** generated by LigPLOT<sup>+</sup>



Electrostatic and van der Waals interactions between AeHKT and compound **6k** generated by LigPLOT<sup>+</sup>

Atomic coordinates of lowest energy conformers obtained via molecular docking calculations of compounds 4-OB (validation) and **4a**, **4i**, **4n**, **4m** and **6g** to the HKT enzyme from *Aedes aegypti* (PDB ID 6MFB)

**4-OB inhibitor (placed at the active site)**

ATOM	1	CA	KY1	D1391	-2.373	25.701	-15.479	-0.58	+0.00	+0.106	0.939
ATOM	2	C	KY1	D1391	-2.592	24.797	-14.304	-0.48	+0.11	+0.186	0.939
ATOM	3	O	KY1	D1391	-3.167	25.213	-13.272	-0.49	-0.64	-0.647	0.939
ATOM	4	OXT	KY1	D1391	-2.179	23.633	-14.421	-0.66	-0.44	-0.647	0.939
ATOM	5	CB	KY1	D1391	-1.811	27.015	-15.013	-0.57	-0.01	+0.081	0.939
ATOM	6	C1	KY1	D1391	-2.830	28.128	-14.996	-0.40	-0.05	+0.175	0.939
ATOM	7	O2	KY1	D1391	-2.975	28.713	-16.050	-0.38	+0.11	-0.291	0.939
ATOM	8	CD2	KY1	D1391	-3.670	28.524	-13.793	-0.43	-0.00	+0.050	0.939
ATOM	9	CG	KY1	D1391	-3.576	29.807	-13.213	-0.50	-0.00	+0.052	0.939
ATOM	10	CD1	KY1	D1391	-4.378	30.147	-12.108	-0.53	+0.00	+0.017	0.939
ATOM	11	CE1	KY1	D1391	-5.275	29.224	-11.557	-0.48	+0.00	+0.002	0.939
ATOM	12	CZ	KY1	D1391	-5.363	27.956	-12.132	-0.45	+0.00	+0.000	0.939
ATOM	13	CE2	KY1	D1391	-4.575	27.619	-13.237	-0.45	+0.00	+0.004	0.939
ATOM	14	N1	KY1	D1391	-2.727	30.751	-13.694	-0.25	+0.12	-0.398	0.939
ATOM	15	H12	KY1	D1391	-2.194	30.610	-14.552	-0.43	-0.11	+0.156	0.939
ATOM	16	H11	KY1	D1391	-2.636	31.621	-13.168	-0.46	-0.05	+0.156	0.939
END											

**4-OB inhibitor (placed outside of the active site)**

ATOM	1	CA	KY1	D1391	-3.012	25.831	-15.523	-0.53	-0.01	+0.106	11.269
ATOM	2	C	KY1	D1391	-2.765	24.900	-14.375	-0.51	+0.09	+0.186	11.269
ATOM	3	O	KY1	D1391	-2.179	23.806	-14.549	-0.67	-0.39	-0.647	11.269
ATOM	4	OXT	KY1	D1391	-3.166	25.279	-13.265	-0.49	-0.64	-0.647	11.269
ATOM	5	CB	KY1	D1391	-2.148	27.053	-15.382	-0.56	-0.01	+0.081	11.269
ATOM	6	C1	KY1	D1391	-2.938	28.319	-15.153	-0.41	-0.05	+0.175	11.269
ATOM	7	O2	KY1	D1391	-2.965	29.088	-16.092	-0.38	+0.11	-0.291	11.269
ATOM	8	CD2	KY1	D1391	-3.691	28.660	-13.878	-0.44	-0.00	+0.050	11.269
ATOM	9	CE2	KY1	D1391	-4.505	27.706	-13.265	-0.46	+0.00	+0.004	11.269

ATOM	10	CZ	KY1	D1391	-5.212	27.992	-12.092	-0.47	+0.00	+0.000	11.269
ATOM	11	CE1	KY1	D1391	-5.133	29.254	-11.505	-0.49	+0.00	+0.002	11.269
ATOM	12	CD1	KY1	D1391	-4.327	30.225	-12.112	-0.53	+0.00	+0.017	11.269
ATOM	13	CG	KY1	D1391	-3.606	29.938	-13.286	-0.51	-0.00	+0.052	11.269
ATOM	14	N1	KY1	D1391	-2.843	30.926	-13.818	-0.24	+0.10	-0.398	11.269
ATOM	15	H12	KY1	D1391	-2.735	31.786	-13.280	-0.45	-0.03	+0.156	11.269
ATOM	16	H11	KY1	D1391	-2.389	30.827	-14.726	-0.42	-0.09	+0.156	11.269
END											

### Compound 4a

HETATM	7000	N	4A	1	-3.827	26.733	-12.824	-0.68	-0.09	-0.203	9.484
HETATM	7001	N	4A	1	-5.188	28.491	-12.905	-0.79	-0.02	-0.105	9.484
HETATM	7002	C	4A	1	-4.721	27.480	-12.145	-0.32	+0.05	+0.191	9.484
HETATM	7003	C	4A	1	-3.782	27.341	-14.024	-0.30	+0.01	+0.185	9.484
HETATM	7004	O	4A	1	-4.590	28.375	-14.052	-0.80	-0.01	-0.195	9.484
HETATM	7005	C	4A	1	-5.135	27.223	-10.749	-0.47	+0.01	+0.038	9.484
HETATM	7006	C	4A	1	-4.271	26.558	-9.860	-0.43	+0.00	+0.003	9.484
HETATM	7007	C	4A	1	-4.668	26.319	-8.542	-0.48	+0.00	+0.000	9.484
HETATM	7008	C	4A	1	-5.923	26.740	-8.098	-0.37	+0.00	+0.000	9.484
HETATM	7009	C	4A	1	-6.788	27.401	-8.974	-0.42	+0.00	+0.000	9.484
HETATM	7010	C	4A	1	-6.398	27.643	-10.295	-0.37	+0.00	+0.003	9.484
HETATM	7011	C	4A	1	-2.926	26.896	-15.167	-0.53	-0.01	+0.085	9.484
HETATM	7012	C	4A	1	-3.205	25.426	-15.509	-0.53	-0.00	+0.106	9.484
HETATM	7013	C	4A	1	-2.511	24.462	-14.583	-0.53	+0.09	+0.186	9.484
HETATM	7014	O	4A	1	-3.163	24.004	-13.498	-0.46	-0.58	-0.647	9.484
HETATM	7015	O	4A	1	-1.369	24.089	-14.801	-0.49	-0.35	-0.647	9.484
END											

### Compound 4i

HETATM	7000	N	4i	1	-8.832	24.233	-8.176	-0.18	-0.03	-0.203	6.815
HETATM	7001	N	4i	1	-9.425	26.362	-8.428	-0.87	-0.04	-0.105	6.815
HETATM	7002	C	4i	1	-8.396	25.506	-8.264	-0.26	+0.03	+0.191	6.815
HETATM	7003	C	4i	1	-10.167	24.367	-8.293	-0.26	+0.04	+0.185	6.815
HETATM	7004	O	4i	1	-10.496	25.627	-8.442	-0.68	-0.09	-0.195	6.815
HETATM	7005	C	4i	1	-6.977	25.911	-8.187	-0.31	+0.00	+0.038	6.815
HETATM	7006	C	4i	1	-6.275	25.815	-6.975	-0.34	-0.00	+0.005	6.815
HETATM	7007	C	4i	1	-4.932	26.197	-6.903	-0.32	-0.00	+0.024	6.815
HETATM	7008	C	4i	1	-4.265	26.682	-8.044	-0.38	+0.02	+0.127	6.815
HETATM	7009	C	4i	1	-4.972	26.778	-9.256	-0.44	+0.01	+0.024	6.815
HETATM	7010	C	4i	1	-6.316	26.396	-9.326	-0.38	+0.00	+0.005	6.815
HETATM	7011	N	4i	1	-2.893	27.072	-7.975	-0.42	-0.04	-0.114	6.815
HETATM	7012	O	4i	1	-2.071	26.512	-8.637	-0.60	-0.48	-0.532	6.815
HETATM	7013	O	4i	1	-2.520	28.054	-7.182	-0.58	-0.14	-0.532	6.815
HETATM	7014	C	4i	1	-11.138	23.229	-8.260	-0.26	+0.02	+0.085	6.815
HETATM	7015	C	4i	1	-12.020	23.238	-9.514	-0.32	+0.04	+0.106	6.815
HETATM	7016	C	4i	1	-11.278	22.837	-10.763	-0.35	+0.11	+0.186	6.815
HETATM	7017	O	4i	1	-11.145	21.531	-11.064	-0.48	-0.56	-0.647	6.815
HETATM	7018	O	4i	1	-10.794	23.677	-11.506	-0.58	-0.46	-0.647	6.815

END

### Compound 4m

HETATM	7000	N	4m	1	-4.686	27.588	-11.962	-0.30	-0.05	-0.203	4.050
HETATM	7001	N	4m	1	-4.173	25.563	-12.707	-0.90	-0.07	-0.105	4.050
HETATM	7002	C	4m	1	-4.186	26.882	-12.995	-0.32	+0.05	+0.190	4.050
HETATM	7003	C	4m	1	-4.971	26.638	-11.053	-0.38	+0.06	+0.185	4.050
HETATM	7004	O	4m	1	-4.661	25.452	-11.509	-0.52	-0.11	-0.195	4.050
HETATM	7005	C	4m	1	-3.697	27.442	-14.296	-0.44	-0.00	+0.034	4.050
HETATM	7006	C	4m	1	-3.799	28.841	-14.464	-0.42	-0.00	+0.003	4.050
HETATM	7007	C	4m	1	-3.376	29.464	-15.637	-0.44	-0.00	+0.000	4.050

HETATM 7008	C	4m	1	-2.839	28.712	-16.672	-0.54	+0.00	-0.000	4.050
HETATM 7009	C	4m	1	-2.720	27.331	-16.542	-0.42	+0.00	-0.004	4.050
HETATM 7010	C	4m	1	-3.138	26.669	-15.371	-0.52	+0.00	-0.019	4.050
HETATM 7011	C	4m	1	-2.949	25.169	-15.368	-0.66	+0.00	+0.031	4.050
HETATM 7012	C	4m	1	-5.556	26.909	-9.703	-0.47	+0.02	+0.085	4.050
HETATM 7013	C	4m	1	-4.748	26.194	-8.611	-0.46	+0.02	+0.106	4.050
HETATM 7014	C	4m	1	-3.445	26.882	-8.293	-0.34	+0.07	+0.186	4.050
HETATM 7015	O	4m	1	-2.286	26.294	-8.642	-0.55	-0.61	-0.647	4.050
HETATM 7016	O	4m	1	-3.425	27.963	-7.726	-0.59	-0.20	-0.647	4.050

END

### Compound 4n

HETATM 7000	N	4n	1	-4.117	26.712	-12.254	-0.55	-0.10	-0.201	4.260
HETATM 7001	N	4n	1	-4.412	27.993	-14.051	-0.59	+0.00	-0.103	4.260
HETATM 7002	C	4n	1	-3.781	26.917	-13.542	-0.28	+0.04	+0.214	4.260
HETATM 7003	C	4n	1	-4.980	27.718	-12.013	-0.33	+0.04	+0.186	4.260
HETATM 7004	O	4n	1	-5.141	28.460	-13.082	-0.90	-0.03	-0.195	4.260
HETATM 7005	C	4n	1	-2.848	26.073	-14.292	-0.40	+0.04	+0.138	4.260
HETATM 7006	C	4n	1	-1.976	26.496	-15.274	-0.56	-0.00	+0.030	4.260
HETATM 7007	C	4n	1	-1.305	25.367	-15.691	-0.58	+0.00	+0.029	4.260
HETATM 7008	C	4n	1	-1.805	24.322	-14.941	-0.54	+0.05	+0.123	4.260
HETATM 7009	O	4n	1	-2.723	24.777	-14.117	-0.81	-0.20	-0.302	4.260
HETATM 7010	C	4n	1	-5.665	27.952	-10.703	-0.47	+0.01	+0.085	4.260
HETATM 7011	C	4n	1	-5.317	26.843	-9.700	-0.45	+0.02	+0.106	4.260
HETATM 7012	C	4n	1	-4.156	27.197	-8.806	-0.26	+0.06	+0.186	4.260
HETATM 7013	O	4n	1	-3.005	26.508	-8.914	-0.52	-0.52	-0.647	4.260
HETATM 7014	O	4n	1	-4.244	28.100	-7.986	-0.47	-0.12	-0.647	4.260

END

### Compound 6g

HETATM	7000	N	6g	0	-0.397	30.615	-5.569	-0.95	+0.01	-0.105	7.841
HETATM	7001	N	6g	0	-1.979	31.766	-6.614	-0.24	+0.10	-0.203	7.841
HETATM	7002	C	6g	0	-0.757	31.825	-6.039	-0.35	-0.11	+0.191	7.841
HETATM	7003	C	6g	0	-2.326	30.475	-6.463	-0.28	-0.03	+0.185	7.841
HETATM	7004	O	6g	0	-1.380	29.813	-5.845	-0.95	-0.03	-0.195	7.841
HETATM	7005	C	6g	0	0.050	33.088	-5.959	-0.45	-0.03	+0.038	7.841
HETATM	7006	C	6g	0	-0.488	34.423	-5.994	-0.39	-0.00	+0.003	7.841
HETATM	7007	C	6g	0	0.411	35.529	-5.909	-0.44	-0.00	+0.000	7.841
HETATM	7008	C	6g	0	-1.874	34.708	-6.107	-0.38	-0.00	+0.000	7.841
HETATM	7009	C	6g	0	1.788	35.318	-5.795	-0.56	-0.00	+0.000	7.841
HETATM	7010	C	6g	0	-0.077	36.847	-5.939	-0.37	-0.00	+0.000	7.841
HETATM	7011	C	6g	0	2.299	34.030	-5.762	-0.71	-0.00	+0.000	7.841
HETATM	7012	C	6g	0	1.449	32.933	-5.842	-0.61	-0.00	+0.003	7.841
HETATM	7013	C	6g	0	-1.441	37.090	-6.052	-0.39	-0.00	+0.000	7.841
HETATM	7014	C	6g	0	-2.334	36.027	-6.135	-0.41	-0.00	+0.000	7.841
HETATM	7015	C	6g	0	-3.622	29.896	-6.946	-0.35	-0.00	+0.074	7.841
HETATM	7016	C	6g	0	-4.035	28.657	-6.142	-0.36	-0.00	+0.020	7.841
HETATM	7017	C	6g	0	-3.169	27.447	-6.516	-0.45	+0.01	+0.098	7.841
HETATM	7018	C	6g	0	-3.274	27.084	-7.973	-0.31	+0.06	+0.185	7.841
HETATM	7019	O	6g	0	-4.212	27.504	-8.631	-0.33	-0.19	-0.647	7.841
HETATM	7020	O	6g	0	-2.348	26.301	-8.563	-0.58	-0.54	-0.647	7.841

END

### AeHKT enzyme (holoenzyme)

ATOM	1	N	MET	C	1	-32.564	60.106	-23.077	1.00	55.29	N
ATOM	2	CA	MET	C	1	-32.594	58.609	-23.093	1.00	53.81	C
ATOM	3	C	MET	C	1	-32.511	58.028	-21.670	1.00	56.84	C
ATOM	4	O	MET	C	1	-32.737	56.837	-21.484	1.00	62.02	O
ATOM	5	CB	MET	C	1	-31.446	58.027	-23.933	1.00	60.32	C
ATOM	6	CG	MET	C	1	-31.526	58.305	-25.440	1.00	57.40	C

ATOM	7	SD	MET	C	1	-30.003	57.777	-26.276	1.00	54.89	S
ATOM	8	CE	MET	C	1	-29.933	58.896	-27.675	1.00	54.09	C
ATOM	9	N	LYS	C	2	-32.148	58.841	-20.674	1.00	61.56	N
ATOM	10	CA	LYS	C	2	-32.349	58.524	-19.256	1.00	66.49	C
ATOM	11	C	LYS	C	2	-31.664	57.200	-18.873	1.00	60.62	C
ATOM	12	O	LYS	C	2	-32.276	56.345	-18.206	1.00	56.84	O
ATOM	13	CB	LYS	C	2	-33.849	58.467	-18.942	1.00	71.24	C
ATOM	14	CG	LYS	C	2	-34.678	59.643	-19.450	1.00	77.67	C
ATOM	15	CD	LYS	C	2	-36.072	59.711	-18.822	1.00	79.89	C
ATOM	16	CE	LYS	C	2	-36.104	60.440	-17.492	1.00	84.47	C
ATOM	17	NZ	LYS	C	2	-35.935	61.901	-17.673	1.00	86.70	N1+
ATOM	18	N	PHE	C	3	-30.393	57.051	-19.268	1.00	57.68	N
ATOM	19	CA	PHE	C	3	-29.545	55.886	-18.879	1.00	61.96	C
ATOM	20	C	PHE	C	3	-29.073	55.997	-17.422	1.00	54.23	C
ATOM	21	O	PHE	C	3	-28.703	57.084	-16.986	1.00	56.26	O
ATOM	22	CB	PHE	C	3	-28.289	55.801	-19.755	1.00	61.87	C
ATOM	23	CG	PHE	C	3	-28.519	55.557	-21.225	1.00	66.37	C
ATOM	24	CD1	PHE	C	3	-29.257	54.465	-21.663	1.00	68.23	C
ATOM	25	CD2	PHE	C	3	-27.951	56.392	-22.179	1.00	68.41	C
ATOM	26	CE1	PHE	C	3	-29.457	54.234	-23.017	1.00	67.52	C
ATOM	27	CE2	PHE	C	3	-28.145	56.158	-23.533	1.00	66.52	C
ATOM	28	CZ	PHE	C	3	-28.895	55.078	-23.949	1.00	68.80	C
ATOM	29	N	THR	C	4	-29.065	54.864	-16.704	1.00	52.63	N
ATOM	30	CA	THR	C	4	-28.244	54.617	-15.497	1.00	58.04	C
ATOM	31	C	THR	C	4	-26.905	55.337	-15.612	1.00	63.82	C
ATOM	32	O	THR	C	4	-26.286	55.273	-16.666	1.00	74.67	O
ATOM	33	CB	THR	C	4	-27.928	53.123	-15.369	1.00	64.02	C
ATOM	34	CG2	THR	C	4	-26.983	52.744	-14.245	1.00	70.13	C
ATOM	35	OG1	THR	C	4	-29.182	52.489	-15.152	1.00	65.81	O
ATOM	36	N	PRO	C	5	-26.396	56.019	-14.557	1.00	64.70	N
ATOM	37	CA	PRO	C	5	-25.064	56.639	-14.618	1.00	67.23	C
ATOM	38	C	PRO	C	5	-23.943	55.596	-14.733	1.00	60.62	C
ATOM	39	O	PRO	C	5	-24.167	54.423	-14.449	1.00	58.70	O

ATOM	40	CB	PRO	C	5	-24.937	57.451	-13.311	1.00	68.46	C
ATOM	41	CG	PRO	C	5	-26.038	56.921	-12.389	1.00	69.22	C
ATOM	42	CD	PRO	C	5	-27.069	56.230	-13.267	1.00	65.11	C
ATOM	43	N	PRO	C	6	-22.719	55.959	-15.193	1.00	58.35	N
ATOM	44	CA	PRO	C	6	-21.614	54.997	-15.299	1.00	59.64	C
ATOM	45	C	PRO	C	6	-20.985	54.670	-13.947	1.00	59.03	C
ATOM	46	O	PRO	C	6	-20.989	55.506	-13.039	1.00	61.12	O
ATOM	47	CB	PRO	C	6	-20.586	55.694	-16.200	1.00	58.70	C
ATOM	48	CG	PRO	C	6	-20.849	57.176	-15.975	1.00	60.36	C
ATOM	49	CD	PRO	C	6	-22.332	57.301	-15.661	1.00	62.33	C
ATOM	50	N	PRO	C	7	-20.420	53.454	-13.776	1.00	53.63	N
ATOM	51	CA	PRO	C	7	-19.907	53.018	-12.482	1.00	54.81	C
ATOM	52	C	PRO	C	7	-18.551	53.689	-12.182	1.00	56.99	C
ATOM	53	O	PRO	C	7	-17.730	53.892	-13.116	1.00	49.79	O
ATOM	54	CB	PRO	C	7	-19.847	51.499	-12.680	1.00	53.99	C
ATOM	55	CG	PRO	C	7	-19.453	51.345	-14.128	1.00	51.38	C
ATOM	56	CD	PRO	C	7	-20.197	52.456	-14.832	1.00	55.31	C
ATOM	57	N	SER	C	8	-18.342	54.077	-10.909	1.00	54.25	N
ATOM	58	CA	SER	C	8	-17.211	54.942	-10.547	1.00	50.41	C
ATOM	59	C	SER	C	8	-15.897	54.155	-10.665	1.00	47.26	C
ATOM	60	O	SER	C	8	-14.865	54.760	-10.940	1.00	47.07	O
ATOM	61	CB	SER	C	8	-17.389	55.607	-9.212	1.00	43.35	C
ATOM	62	OG	SER	C	8	-17.627	54.653	-8.191	1.00	45.20	O
ATOM	63	N	SER	C	9	-15.988	52.815	-10.594	1.00	49.44	N
ATOM	64	CA	SER	C	9	-14.870	51.839	-10.811	1.00	49.01	C
ATOM	65	C	SER	C	9	-14.125	51.984	-12.157	1.00	50.24	C
ATOM	66	O	SER	C	9	-13.061	51.406	-12.297	1.00	56.11	O
ATOM	67	CB	SER	C	9	-15.397	50.452	-10.696	1.00	52.16	C
ATOM	68	OG	SER	C	9	-16.212	50.162	-11.823	1.00	59.59	O
ATOM	69	N	LEU	C	10	-14.659	52.729	-13.141	1.00	51.84	N
ATOM	70	CA	LEU	C	10	-13.982	52.947	-14.442	1.00	49.76	C
ATOM	71	C	LEU	C	10	-13.296	54.334	-14.533	1.00	53.27	C
ATOM	72	O	LEU	C	10	-12.774	54.709	-15.605	1.00	56.09	O



ATOM	73	CB	LEU	C	10	-14.999	52.739	-15.581	1.00	48.20	C
ATOM	74	CG	LEU	C	10	-15.500	51.301	-15.800	1.00	52.25	C
ATOM	75	CD1	LEU	C	10	-16.497	51.230	-16.937	1.00	52.89	C
ATOM	76	CD2	LEU	C	10	-14.367	50.333	-16.103	1.00	53.41	C
ATOM	77	N	ARG	C	11	-13.212	55.089	-13.432	1.00	52.19	N
ATOM	78	CA	ARG	C	11	-12.669	56.464	-13.499	1.00	50.52	C
ATOM	79	C	ARG	C	11	-11.129	56.461	-13.452	1.00	45.50	C
ATOM	80	O	ARG	C	11	-10.517	57.347	-14.012	1.00	44.47	O
ATOM	81	CB	ARG	C	11	-13.262	57.358	-12.404	1.00	57.95	C
ATOM	82	CG	ARG	C	11	-13.353	58.831	-12.798	1.00	75.17	C
ATOM	83	CD	ARG	C	11	-14.602	59.565	-12.319	1.00	87.78	C
ATOM	84	NE	ARG	C	11	-15.019	59.234	-10.952	1.00	105.27	N
ATOM	85	CZ	ARG	C	11	-16.145	59.667	-10.374	1.00	120.80	C
ATOM	86	NH1	ARG	C	11	-16.500	59.221	-9.179	1.00	116.80	N1+
ATOM	87	NH2	ARG	C	11	-16.918	60.547	-10.993	1.00	120.77	N
ATOM	88	N	GLY	C	12	-10.505	55.461	-12.818	1.00	45.56	N
ATOM	89	CA	GLY	C	12	-9.054	55.402	-12.703	1.00	45.84	C
ATOM	90	C	GLY	C	12	-8.382	54.640	-13.849	1.00	50.26	C
ATOM	91	O	GLY	C	12	-9.022	53.923	-14.618	1.00	46.19	O
ATOM	92	N	PRO	C	13	-7.039	54.733	-13.971	1.00	52.85	N
ATOM	93	CA	PRO	C	13	-6.316	54.078	-15.063	1.00	49.69	C
ATOM	94	C	PRO	C	13	-6.083	52.581	-14.804	1.00	49.18	C
ATOM	95	O	PRO	C	13	-6.167	52.136	-13.656	1.00	45.61	O
ATOM	96	CB	PRO	C	13	-4.983	54.854	-15.088	1.00	46.60	C
ATOM	97	CG	PRO	C	13	-4.746	55.231	-13.623	1.00	47.99	C
ATOM	98	CD	PRO	C	13	-6.132	55.434	-13.041	1.00	51.59	C
ATOM	99	N	LEU	C	14	-5.780	51.841	-15.883	1.00	46.45	N
ATOM	100	CA	LEU	C	14	-5.329	50.453	-15.832	1.00	41.91	C
ATOM	101	C	LEU	C	14	-3.864	50.398	-15.398	1.00	42.38	C
ATOM	102	O	LEU	C	14	-3.005	51.046	-16.001	1.00	41.41	O
ATOM	103	CB	LEU	C	14	-5.483	49.843	-17.226	1.00	43.44	C
ATOM	104	CG	LEU	C	14	-5.017	48.395	-17.389	1.00	42.43	C
ATOM	105	CD1	LEU	C	14	-5.997	47.415	-16.768	1.00	42.25	C

ATOM	106	CD2	LEU	C	14	-4.819	48.075	-18.856	1.00	45.59	C
ATOM	107	N	VAL	C	15	-3.586	49.590	-14.371	1.00	44.37	N
ATOM	108	CA	VAL	C	15	-2.249	49.431	-13.846	1.00	38.66	C
ATOM	109	C	VAL	C	15	-2.022	47.937	-13.654	1.00	38.30	C
ATOM	110	O	VAL	C	15	-2.600	47.348	-12.716	1.00	37.10	O
ATOM	111	CB	VAL	C	15	-2.043	50.186	-12.515	1.00	40.33	C
ATOM	112	CG1	VAL	C	15	-0.573	50.204	-12.118	1.00	40.23	C
ATOM	113	CG2	VAL	C	15	-2.566	51.615	-12.571	1.00	41.55	C
ATOM	114	N	ILE	C	16	-1.194	47.366	-14.545	1.00	35.94	N
ATOM	115	CA	ILE	C	16	-0.821	45.947	-14.546	1.00	39.55	C
ATOM	116	C	ILE	C	16	0.687	45.842	-14.365	1.00	38.03	C
ATOM	117	O	ILE	C	16	1.424	46.143	-15.293	1.00	39.52	O
ATOM	118	CB	ILE	C	16	-1.265	45.244	-15.849	1.00	41.87	C
ATOM	119	CG1	ILE	C	16	-2.760	45.428	-16.129	1.00	41.76	C
ATOM	120	CG2	ILE	C	16	-0.880	43.771	-15.830	1.00	39.43	C
ATOM	121	CD1	ILE	C	16	-3.657	44.847	-15.053	1.00	41.79	C
ATOM	122	N	PRO	C	17	1.191	45.452	-13.175	1.00	38.50	N
ATOM	123	CA	PRO	C	17	2.636	45.392	-12.939	1.00	39.59	C
ATOM	124	C	PRO	C	17	3.323	44.209	-13.625	1.00	40.46	C
ATOM	125	O	PRO	C	17	2.679	43.189	-13.876	1.00	40.10	O
ATOM	126	CB	PRO	C	17	2.786	45.213	-11.419	1.00	38.62	C
ATOM	127	CG	PRO	C	17	1.444	44.681	-10.951	1.00	39.88	C
ATOM	128	CD	PRO	C	17	0.409	45.144	-11.967	1.00	39.08	C
ATOM	129	N	ASP	C	18	4.626	44.362	-13.878	1.00	39.64	N
ATOM	130	CA	ASP	C	18	5.437	43.283	-14.385	1.00	43.07	C
ATOM	131	C	ASP	C	18	5.544	42.231	-13.278	1.00	43.65	C
ATOM	132	O	ASP	C	18	5.607	42.579	-12.101	1.00	41.08	O
ATOM	133	CB	ASP	C	18	6.816	43.766	-14.855	1.00	47.28	C
ATOM	134	CG	ASP	C	18	6.822	44.562	-16.153	1.00	46.76	C
ATOM	135	OD1	ASP	C	18	5.877	44.424	-16.952	1.00	48.51	O
ATOM	136	OD2	ASP	C	18	7.767	45.320	-16.351	1.00	55.43	O1-
ATOM	137	N	LYS	C	19	5.517	40.953	-13.685	1.00	43.86	N
ATOM	138	CA	LYS	C	19	5.708	39.813	-12.787	1.00	41.53	C

ATOM	139	C	LYS	C	19	6.573	38.749	-13.471	1.00	42.37	C
ATOM	140	O	LYS	C	19	6.594	38.621	-14.688	1.00	39.39	O
ATOM	141	CB	LYS	C	19	4.375	39.192	-12.377	1.00	39.19	C
ATOM	142	CG	LYS	C	19	3.389	40.146	-11.715	1.00	40.50	C
ATOM	143	CD	LYS	C	19	2.061	39.475	-11.353	1.00	40.20	C
ATOM	144	CE	LYS	C	19	1.054	40.436	-10.756	1.00	40.80	C
ATOM	145	NZ	LYS	C	19	1.602	41.127	-9.566	1.00	42.39	N1+
ATOM	146	N	ILE	C	20	7.284	37.984	-12.643	1.00	42.81	N
ATOM	147	CA	ILE	C	20	8.045	36.851	-13.095	1.00	39.23	C
ATOM	148	C	ILE	C	20	7.130	35.642	-12.960	1.00	40.76	C
ATOM	149	O	ILE	C	20	6.925	35.140	-11.865	1.00	44.40	O
ATOM	150	CB	ILE	C	20	9.366	36.705	-12.310	1.00	39.89	C
ATOM	151	CG1	ILE	C	20	10.124	38.041	-12.291	1.00	39.07	C
ATOM	152	CG2	ILE	C	20	10.213	35.565	-12.870	1.00	36.24	C
ATOM	153	CD1	ILE	C	20	11.550	37.941	-11.832	1.00	41.70	C
ATOM	154	N	MET	C	21	6.568	35.220	-14.099	1.00	40.91	N
ATOM	155	CA	MET	C	21	5.543	34.192	-14.156	1.00	38.68	C
ATOM	156	C	MET	C	21	6.186	32.801	-14.282	1.00	37.58	C
ATOM	157	O	MET	C	21	6.498	32.332	-15.384	1.00	37.42	O
ATOM	158	CB	MET	C	21	4.616	34.476	-15.339	1.00	38.41	C
ATOM	159	CG	MET	C	21	3.901	35.786	-15.213	1.00	38.71	C
ATOM	160	SD	MET	C	21	2.818	35.838	-13.762	1.00	42.19	S
ATOM	161	CE	MET	C	21	1.426	34.870	-14.357	1.00	39.55	C
ATOM	162	N	MET	C	22	6.404	32.157	-13.125	1.00	37.58	N
ATOM	163	CA	MET	C	22	7.129	30.873	-13.028	1.00	34.69	C
ATOM	164	C	MET	C	22	6.266	29.859	-12.265	1.00	37.30	C
ATOM	165	O	MET	C	22	6.765	28.989	-11.530	1.00	38.97	O
ATOM	166	CB	MET	C	22	8.491	31.070	-12.364	1.00	33.99	C
ATOM	167	CG	MET	C	22	9.427	31.919	-13.229	1.00	35.83	C
ATOM	168	SD	MET	C	22	11.183	31.930	-12.731	1.00	33.69	S
ATOM	169	CE	MET	C	22	11.649	30.245	-13.120	1.00	34.87	C
ATOM	170	N	GLY	C	23	4.949	30.008	-12.453	1.00	36.62	N
ATOM	171	CA	GLY	C	23	3.985	28.976	-12.274	1.00	38.28	C

ATOM	172	C	GLY	C	23	3.880	28.147	-13.548	1.00	41.29	C
ATOM	173	O	GLY	C	23	4.687	28.290	-14.466	1.00	45.23	O
ATOM	174	N	PRO	C	24	2.891	27.243	-13.638	1.00	42.98	N
ATOM	175	CA	PRO	C	24	2.698	26.441	-14.846	1.00	42.38	C
ATOM	176	C	PRO	C	24	1.822	27.113	-15.913	1.00	42.35	C
ATOM	177	O	PRO	C	24	1.347	26.429	-16.812	1.00	38.47	O
ATOM	178	CB	PRO	C	24	2.054	25.160	-14.279	1.00	43.16	C
ATOM	179	CG	PRO	C	24	1.265	25.639	-13.075	1.00	45.68	C
ATOM	180	CD	PRO	C	24	1.976	26.875	-12.547	1.00	43.90	C
ATOM	181	N	GLY	C	25	1.648	28.444	-15.821	1.00	41.97	N
ATOM	182	CA	GLY	C	25	0.977	29.205	-16.867	1.00	39.99	C
ATOM	183	C	GLY	C	25	0.053	30.274	-16.302	1.00	36.34	C
ATOM	184	O	GLY	C	25	-0.533	30.073	-15.259	1.00	34.83	O
ATOM	185	N	PRO	C	26	-0.083	31.421	-16.978	1.00	41.90	N
ATOM	186	CA	PRO	C	26	0.670	31.843	-18.150	1.00	39.36	C
ATOM	187	C	PRO	C	26	2.167	32.053	-17.907	1.00	37.09	C
ATOM	188	O	PRO	C	26	2.573	32.376	-16.823	1.00	41.30	O
ATOM	189	CB	PRO	C	26	0.047	33.204	-18.505	1.00	44.10	C
ATOM	190	CG	PRO	C	26	-1.395	33.058	-18.085	1.00	43.59	C
ATOM	191	CD	PRO	C	26	-1.323	32.212	-16.836	1.00	45.81	C
ATOM	192	N	SER	C	27	2.979	31.853	-18.936	1.00	38.91	N
ATOM	193	CA	SER	C	27	4.407	32.217	-18.879	1.00	38.84	C
ATOM	194	C	SER	C	27	4.617	33.704	-19.229	1.00	36.47	C
ATOM	195	O	SER	C	27	3.687	34.403	-19.665	1.00	39.86	O
ATOM	196	CB	SER	C	27	5.169	31.330	-19.810	1.00	34.92	C
ATOM	197	OG	SER	C	27	4.493	31.271	-21.043	1.00	32.77	O
ATOM	198	N	ASN	C	28	5.845	34.181	-19.039	1.00	32.73	N
ATOM	199	CA	ASN	C	28	6.261	35.476	-19.535	1.00	35.52	C
ATOM	200	C	ASN	C	28	6.480	35.421	-21.059	1.00	38.22	C
ATOM	201	O	ASN	C	28	7.215	34.532	-21.595	1.00	36.90	O
ATOM	202	CB	ASN	C	28	7.572	35.937	-18.892	1.00	39.47	C
ATOM	203	CG	ASN	C	28	7.467	36.305	-17.428	1.00	38.13	C
ATOM	204	ND2	ASN	C	28	6.735	37.366	-17.119	1.00	34.20	N

ATOM	205	OD1	ASN	C	28	8.064	35.632	-16.589	1.00	40.15	O
ATOM	206	N	CYS	C	29	5.910	36.409	-21.759	1.00	37.59	N
ATOM	207	CA	CYS	C	29	6.092	36.554	-23.215	1.00	38.92	C
ATOM	208	C	CYS	C	29	7.294	37.465	-23.491	1.00	38.43	C
ATOM	209	O	CYS	C	29	7.535	38.403	-22.747	1.00	39.67	O
ATOM	210	CB	CYS	C	29	4.850	37.147	-23.871	1.00	36.01	C
ATOM	211	SG	CYS	C	29	3.355	36.171	-23.589	1.00	36.75	S
ATOM	212	N	SER	C	30	8.011	37.200	-24.580	1.00	38.14	N
ATOM	213	CA	SER	C	30	9.102	38.062	-25.023	1.00	40.83	C
ATOM	214	C	SER	C	30	8.535	39.401	-25.476	1.00	40.68	C
ATOM	215	O	SER	C	30	7.349	39.510	-25.753	1.00	43.57	O
ATOM	216	CB	SER	C	30	9.883	37.439	-26.143	1.00	39.81	C
ATOM	217	OG	SER	C	30	9.127	37.529	-27.329	1.00	41.48	O
ATOM	218	N	LYS	C	31	9.416	40.398	-25.545	1.00	46.00	N
ATOM	219	CA	LYS	C	31	9.112	41.760	-26.046	1.00	48.30	C
ATOM	220	C	LYS	C	31	8.487	41.710	-27.444	1.00	42.56	C
ATOM	221	O	LYS	C	31	7.447	42.318	-27.688	1.00	36.88	O
ATOM	222	CB	LYS	C	31	10.400	42.584	-26.136	1.00	53.07	C
ATOM	223	CG	LYS	C	31	10.497	43.750	-25.162	1.00	59.01	C
ATOM	224	CD	LYS	C	31	10.030	43.489	-23.749	1.00	53.69	C
ATOM	225	CE	LYS	C	31	10.659	44.463	-22.768	1.00	60.31	C
ATOM	226	NZ	LYS	C	31	9.675	45.428	-22.219	1.00	65.62	N1+
ATOM	227	N	ARG	C	32	9.167	40.988	-28.340	1.00	40.97	N
ATOM	228	CA	ARG	C	32	8.731	40.719	-29.719	1.00	40.37	C
ATOM	229	C	ARG	C	32	7.278	40.189	-29.764	1.00	40.26	C
ATOM	230	O	ARG	C	32	6.460	40.651	-30.584	1.00	41.75	O
ATOM	231	CB	ARG	C	32	9.723	39.732	-30.335	1.00	37.17	C
ATOM	232	CG	ARG	C	32	9.524	39.484	-31.814	1.00	37.06	C
ATOM	233	CD	ARG	C	32	10.397	38.354	-32.312	1.00	36.51	C
ATOM	234	NE	ARG	C	32	9.966	37.972	-33.648	1.00	40.30	N
ATOM	235	CZ	ARG	C	32	10.669	37.214	-34.490	1.00	42.15	C
ATOM	236	NH1	ARG	C	32	11.874	36.776	-34.160	1.00	42.55	N1+
ATOM	237	NH2	ARG	C	32	10.146	36.890	-35.657	1.00	39.20	N

ATOM	238	N	VAL	C	33	6.938	39.245	-28.874	1.00	35.28	N
ATOM	239	CA	VAL	C	33	5.621	38.570	-28.901	1.00	34.06	C
ATOM	240	C	VAL	C	33	4.508	39.514	-28.409	1.00	34.19	C
ATOM	241	O	VAL	C	33	3.475	39.635	-29.069	1.00	31.34	O
ATOM	242	CB	VAL	C	33	5.678	37.259	-28.105	1.00	33.82	C
ATOM	243	CG1	VAL	C	33	4.299	36.735	-27.747	1.00	32.50	C
ATOM	244	CG2	VAL	C	33	6.500	36.220	-28.855	1.00	38.07	C
ATOM	245	N	LEU	C	34	4.714	40.203	-27.278	1.00	35.52	N
ATOM	246	CA	LEU	C	34	3.744	41.227	-26.839	1.00	37.11	C
ATOM	247	C	LEU	C	34	3.616	42.345	-27.875	1.00	37.71	C
ATOM	248	O	LEU	C	34	2.500	42.783	-28.117	1.00	44.38	O
ATOM	249	CB	LEU	C	34	4.135	41.822	-25.488	1.00	36.44	C
ATOM	250	CG	LEU	C	34	4.175	40.814	-24.355	1.00	42.11	C
ATOM	251	CD1	LEU	C	34	4.660	41.467	-23.078	1.00	41.07	C
ATOM	252	CD2	LEU	C	34	2.808	40.167	-24.159	1.00	43.04	C
ATOM	253	N	ALA	C	35	4.726	42.813	-28.463	1.00	35.54	N
ATOM	254	CA	ALA	C	35	4.661	43.917	-29.469	1.00	36.88	C
ATOM	255	C	ALA	C	35	3.745	43.538	-30.643	1.00	35.74	C
ATOM	256	O	ALA	C	35	3.079	44.378	-31.188	1.00	41.40	O
ATOM	257	CB	ALA	C	35	6.041	44.303	-29.967	1.00	33.14	C
ATOM	258	N	ALA	C	36	3.729	42.263	-31.018	1.00	39.78	N
ATOM	259	CA	ALA	C	36	2.899	41.726	-32.122	1.00	44.43	C
ATOM	260	C	ALA	C	36	1.391	41.984	-31.930	1.00	46.79	C
ATOM	261	O	ALA	C	36	0.664	42.040	-32.928	1.00	49.46	O
ATOM	262	CB	ALA	C	36	3.166	40.247	-32.262	1.00	44.36	C
ATOM	263	N	LEU	C	37	0.927	42.124	-30.677	1.00	43.05	N
ATOM	264	CA	LEU	C	37	-0.476	42.382	-30.348	1.00	41.17	C
ATOM	265	C	LEU	C	37	-0.932	43.749	-30.873	1.00	45.14	C
ATOM	266	O	LEU	C	37	-2.126	43.933	-31.233	1.00	49.55	O
ATOM	267	CB	LEU	C	37	-0.641	42.330	-28.827	1.00	41.07	C
ATOM	268	CG	LEU	C	37	-0.460	40.958	-28.172	1.00	45.77	C
ATOM	269	CD1	LEU	C	37	-0.501	41.066	-26.656	1.00	48.46	C
ATOM	270	CD2	LEU	C	37	-1.528	39.977	-28.638	1.00	44.90	C

ATOM	271	N	ASN	C	38	-0.007	44.719	-30.858	1.00	45.51	N
ATOM	272	CA	ASN	C	38	-0.291	46.139	-31.130	1.00	44.44	C
ATOM	273	C	ASN	C	38	-0.127	46.398	-32.632	1.00	43.95	C
ATOM	274	O	ASN	C	38	0.926	46.839	-33.088	1.00	38.80	O
ATOM	275	CB	ASN	C	38	0.608	47.039	-30.284	1.00	48.47	C
ATOM	276	CG	ASN	C	38	0.517	48.505	-30.659	1.00	49.10	C
ATOM	277	ND2	ASN	C	38	1.639	49.202	-30.560	1.00	48.58	N
ATOM	278	OD1	ASN	C	38	-0.540	49.002	-31.039	1.00	46.00	O
ATOM	279	N	ASN	C	39	-1.183	46.046	-33.375	1.00	42.43	N
ATOM	280	CA	ASN	C	39	-1.229	45.969	-34.828	1.00	39.07	C
ATOM	281	C	ASN	C	39	-2.710	46.015	-35.220	1.00	38.51	C
ATOM	282	O	ASN	C	39	-3.568	45.722	-34.412	1.00	39.38	O
ATOM	283	CB	ASN	C	39	-0.535	44.715	-35.373	1.00	37.04	C
ATOM	284	CG	ASN	C	39	0.978	44.845	-35.450	1.00	44.04	C
ATOM	285	ND2	ASN	C	39	1.684	43.950	-34.762	1.00	40.59	N
ATOM	286	OD1	ASN	C	39	1.510	45.712	-36.168	1.00	40.64	O
ATOM	287	N	THR	C	40	-2.996	46.426	-36.450	1.00	38.84	N
ATOM	288	CA	THR	C	40	-4.349	46.567	-36.942	1.00	39.31	C
ATOM	289	C	THR	C	40	-5.079	45.226	-36.826	1.00	36.47	C
ATOM	290	O	THR	C	40	-4.514	44.191	-37.240	1.00	31.30	O
ATOM	291	CB	THR	C	40	-4.319	47.022	-38.407	1.00	46.03	C
ATOM	292	CG2	THR	C	40	-5.670	47.502	-38.885	1.00	49.92	C
ATOM	293	OG1	THR	C	40	-3.351	48.066	-38.530	1.00	53.96	O
ATOM	294	N	CYS	C	41	-6.291	45.254	-36.252	1.00	33.68	N
ATOM	295	CA	CYS	C	41	-7.175	44.117	-36.213	1.00	36.52	C
ATOM	296	C	CYS	C	41	-7.657	43.890	-37.655	1.00	39.37	C
ATOM	297	O	CYS	C	41	-8.608	44.521	-38.095	1.00	40.96	O
ATOM	298	CB	CYS	C	41	-8.362	44.320	-35.262	1.00	38.77	C
ATOM	299	SG	CYS	C	41	-7.971	44.728	-33.529	1.00	42.04	S
ATOM	300	N	LEU	C	42	-6.975	43.010	-38.400	1.00	41.10	N
ATOM	301	CA	LEU	C	42	-7.262	42.788	-39.826	1.00	45.05	C
ATOM	302	C	LEU	C	42	-8.606	42.084	-40.031	1.00	48.26	C
ATOM	303	O	LEU	C	42	-9.074	41.346	-39.172	1.00	49.86	O

ATOM	304	CB	LEU	C	42	-6.186	41.909	-40.450	1.00	44.68	C
ATOM	305	CG	LEU	C	42	-4.786	42.490	-40.486	1.00	46.52	C
ATOM	306	CD1	LEU	C	42	-3.813	41.455	-41.028	1.00	46.98	C
ATOM	307	CD2	LEU	C	42	-4.751	43.759	-41.312	1.00	48.65	C
ATOM	308	N	SER	C	43	-9.164	42.284	-41.230	1.00	50.70	N
ATOM	309	CA	SER	C	43	-10.397	41.644	-41.677	1.00	50.44	C
ATOM	310	C	SER	C	43	-10.117	40.165	-41.915	1.00	45.12	C
ATOM	311	O	SER	C	43	-8.974	39.813	-42.167	1.00	43.22	O
ATOM	312	CB	SER	C	43	-10.935	42.265	-42.920	1.00	49.62	C
ATOM	313	OG	SER	C	43	-12.102	41.587	-43.342	1.00	52.74	O
ATOM	314	N	ASN	C	44	-11.174	39.347	-41.835	1.00	41.17	N
ATOM	315	CA	ASN	C	44	-11.067	37.922	-42.000	1.00	43.18	C
ATOM	316	C	ASN	C	44	-10.505	37.617	-43.403	1.00	45.68	C
ATOM	317	O	ASN	C	44	-9.846	36.593	-43.589	1.00	46.72	O
ATOM	318	CB	ASN	C	44	-12.392	37.247	-41.632	1.00	42.38	C
ATOM	319	CG	ASN	C	44	-12.697	37.297	-40.136	1.00	45.63	C
ATOM	320	ND2	ASN	C	44	-13.935	37.623	-39.789	1.00	35.36	N
ATOM	321	OD1	ASN	C	44	-11.841	36.994	-39.282	1.00	45.01	O
ATOM	322	N	PHE	C	45	-10.651	38.539	-44.367	1.00	49.16	N
ATOM	323	CA	PHE	C	45	-10.247	38.250	-45.762	1.00	50.16	C
ATOM	324	C	PHE	C	45	-9.098	39.135	-46.278	1.00	47.53	C
ATOM	325	O	PHE	C	45	-8.846	39.118	-47.465	1.00	50.11	O
ATOM	326	CB	PHE	C	45	-11.489	38.262	-46.666	1.00	50.35	C
ATOM	327	CG	PHE	C	45	-12.319	37.004	-46.512	1.00	53.50	C
ATOM	328	CD1	PHE	C	45	-12.060	35.876	-47.278	1.00	55.07	C
ATOM	329	CD2	PHE	C	45	-13.294	36.906	-45.531	1.00	56.52	C
ATOM	330	CE1	PHE	C	45	-12.784	34.704	-47.106	1.00	53.09	C
ATOM	331	CE2	PHE	C	45	-14.028	35.739	-45.374	1.00	56.02	C
ATOM	332	CZ	PHE	C	45	-13.771	34.641	-46.163	1.00	54.57	C
ATOM	333	N	HIS	C	46	-8.345	39.835	-45.423	1.00	43.97	N
ATOM	334	CA	HIS	C	46	-7.162	40.546	-45.940	1.00	47.11	C
ATOM	335	C	HIS	C	46	-6.039	39.543	-46.251	1.00	47.21	C
ATOM	336	O	HIS	C	46	-5.815	38.614	-45.507	1.00	50.18	O



ATOM	337	CB	HIS	C	46	-6.669	41.654	-44.990	1.00	49.43	C
ATOM	338	CG	HIS	C	46	-7.616	42.801	-44.825	1.00	52.98	C
ATOM	339	CD2	HIS	C	46	-8.681	43.198	-45.557	1.00	49.11	C
ATOM	340	ND1	HIS	C	46	-7.521	43.694	-43.762	1.00	49.82	N
ATOM	341	CE1	HIS	C	46	-8.486	44.585	-43.854	1.00	50.94	C
ATOM	342	NE2	HIS	C	46	-9.227	44.286	-44.930	1.00	50.45	N
ATOM	343	N	ASP	C	47	-5.309	39.779	-47.343	1.00	47.18	N
ATOM	344	CA	ASP	C	47	-4.187	38.930	-47.766	1.00	48.64	C
ATOM	345	C	ASP	C	47	-3.140	38.814	-46.644	1.00	49.68	C
ATOM	346	O	ASP	C	47	-2.410	37.835	-46.575	1.00	42.80	O
ATOM	347	CB	ASP	C	47	-3.494	39.464	-49.035	1.00	52.04	C
ATOM	348	CG	ASP	C	47	-4.387	39.731	-50.251	1.00	57.25	C
ATOM	349	OD1	ASP	C	47	-5.306	38.932	-50.496	1.00	52.10	O
ATOM	350	OD2	ASP	C	47	-4.148	40.751	-50.967	1.00	65.49	01-
ATOM	351	N	GLU	C	48	-3.028	39.848	-45.798	1.00	49.67	N
ATOM	352	CA	GLU	C	48	-1.985	39.919	-44.776	1.00	42.07	C
ATOM	353	C	GLU	C	48	-2.294	38.926	-43.648	1.00	41.21	C
ATOM	354	O	GLU	C	48	-1.380	38.199	-43.212	1.00	39.59	O
ATOM	355	CB	GLU	C	48	-1.829	41.360	-44.290	1.00	43.58	C
ATOM	356	CG	GLU	C	48	-1.428	42.323	-45.397	1.00	39.71	C
ATOM	357	CD	GLU	C	48	-2.522	43.222	-45.944	1.00	38.78	C
ATOM	358	OE1	GLU	C	48	-3.719	42.825	-45.966	1.00	40.34	O
ATOM	359	OE2	GLU	C	48	-2.171	44.348	-46.337	1.00	41.87	01-
ATOM	360	N	LEU	C	49	-3.567	38.830	-43.234	1.00	39.02	N
ATOM	361	CA	LEU	C	49	-3.997	37.773	-42.279	1.00	41.88	C
ATOM	362	C	LEU	C	49	-3.792	36.350	-42.854	1.00	43.40	C
ATOM	363	O	LEU	C	49	-3.254	35.485	-42.182	1.00	47.88	O
ATOM	364	CB	LEU	C	49	-5.459	37.988	-41.886	1.00	40.31	C
ATOM	365	CG	LEU	C	49	-5.971	37.044	-40.797	1.00	38.59	C
ATOM	366	CD1	LEU	C	49	-5.036	37.032	-39.606	1.00	44.13	C
ATOM	367	CD2	LEU	C	49	-7.359	37.425	-40.339	1.00	36.85	C
ATOM	368	N	PHE	C	50	-4.201	36.113	-44.105	1.00	44.90	N
ATOM	369	CA	PHE	C	50	-4.010	34.822	-44.808	1.00	45.54	C

ATOM	370	C	PHE	C	50	-2.535	34.436	-44.942	1.00	43.70	C
ATOM	371	O	PHE	C	50	-2.217	33.273	-44.754	1.00	50.10	O
ATOM	372	CB	PHE	C	50	-4.640	34.846	-46.198	1.00	45.61	C
ATOM	373	CG	PHE	C	50	-6.149	34.878	-46.207	1.00	45.93	C
ATOM	374	CD1	PHE	C	50	-6.883	34.180	-45.251	1.00	47.46	C
ATOM	375	CD2	PHE	C	50	-6.831	35.552	-47.213	1.00	41.06	C
ATOM	376	CE1	PHE	C	50	-8.271	34.181	-45.284	1.00	45.92	C
ATOM	377	CE2	PHE	C	50	-8.215	35.549	-47.241	1.00	45.86	C
ATOM	378	CZ	PHE	C	50	-8.934	34.864	-46.279	1.00	45.13	C
ATOM	379	N	GLN	C	51	-1.645	35.391	-45.234	1.00	44.99	N
ATOM	380	CA	GLN	C	51	-0.203	35.116	-45.195	1.00	45.12	C
ATOM	381	C	GLN	C	51	0.235	34.712	-43.767	1.00	45.15	C
ATOM	382	O	GLN	C	51	0.984	33.751	-43.620	1.00	43.21	O
ATOM	383	CB	GLN	C	51	0.597	36.302	-45.728	1.00	45.20	C
ATOM	384	CG	GLN	C	51	2.073	35.980	-45.911	1.00	57.04	C
ATOM	385	CD	GLN	C	51	2.825	37.023	-46.710	1.00	73.84	C
ATOM	386	NE2	GLN	C	51	4.050	37.322	-46.298	1.00	71.03	N
ATOM	387	OE1	GLN	C	51	2.322	37.551	-47.700	1.00	88.70	O
ATOM	388	N	VAL	C	52	-0.228	35.421	-42.717	1.00	43.05	N
ATOM	389	CA	VAL	C	52	0.153	35.096	-41.317	1.00	43.27	C
ATOM	390	C	VAL	C	52	-0.394	33.718	-40.916	1.00	40.71	C
ATOM	391	O	VAL	C	52	0.282	32.972	-40.230	1.00	37.50	O
ATOM	392	CB	VAL	C	52	-0.297	36.183	-40.316	1.00	49.30	C
ATOM	393	CG1	VAL	C	52	-0.371	35.680	-38.871	1.00	42.29	C
ATOM	394	CG2	VAL	C	52	0.613	37.400	-40.406	1.00	53.32	C
ATOM	395	N	ILE	C	53	-1.626	33.411	-41.327	1.00	43.45	N
ATOM	396	CA	ILE	C	53	-2.256	32.103	-41.108	1.00	43.85	C
ATOM	397	C	ILE	C	53	-1.410	30.983	-41.733	1.00	41.50	C
ATOM	398	O	ILE	C	53	-1.152	29.993	-41.086	1.00	45.71	O
ATOM	399	CB	ILE	C	53	-3.714	32.113	-41.617	1.00	45.92	C
ATOM	400	CG1	ILE	C	53	-4.621	32.802	-40.596	1.00	45.52	C
ATOM	401	CG2	ILE	C	53	-4.209	30.706	-41.931	1.00	50.91	C
ATOM	402	CD1	ILE	C	53	-6.040	32.980	-41.038	1.00	42.17	C

ATOM	403	N	ASP	C	54	-0.974	31.129	-42.987	1.00	42.64	N
ATOM	404	CA	ASP	C	54	-0.203	30.051	-43.642	1.00	42.39	C
ATOM	405	C	ASP	C	54	1.115	29.872	-42.879	1.00	41.54	C
ATOM	406	O	ASP	C	54	1.631	28.774	-42.789	1.00	44.25	O
ATOM	407	CB	ASP	C	54	0.060	30.312	-45.134	1.00	42.48	C
ATOM	408	CG	ASP	C	54	-1.134	30.150	-46.065	1.00	49.01	C
ATOM	409	OD1	ASP	C	54	-2.168	29.570	-45.648	1.00	53.64	O
ATOM	410	OD2	ASP	C	54	-1.021	30.604	-47.214	1.00	51.89	O1-
ATOM	411	N	GLU	C	55	1.676	30.976	-42.371	1.00	43.93	N
ATOM	412	CA	GLU	C	55	2.964	30.941	-41.629	1.00	45.31	C
ATOM	413	C	GLU	C	55	2.784	30.228	-40.282	1.00	42.85	C
ATOM	414	O	GLU	C	55	3.670	29.530	-39.849	1.00	42.40	O
ATOM	415	CB	GLU	C	55	3.533	32.349	-41.457	1.00	43.06	C
ATOM	416	CG	GLU	C	55	4.141	32.889	-42.737	1.00	45.00	C
ATOM	417	CD	GLU	C	55	4.689	34.297	-42.662	1.00	40.07	C
ATOM	418	OE1	GLU	C	55	4.657	34.872	-41.587	1.00	39.67	O
ATOM	419	OE2	GLU	C	55	5.147	34.804	-43.691	1.00	39.72	O1-
ATOM	420	N	VAL	C	56	1.629	30.406	-39.640	1.00	40.50	N
ATOM	421	CA	VAL	C	56	1.352	29.752	-38.394	1.00	45.56	C
ATOM	422	C	VAL	C	56	1.204	28.247	-38.651	1.00	48.74	C
ATOM	423	O	VAL	C	56	1.736	27.429	-37.882	1.00	55.65	O
ATOM	424	CB	VAL	C	56	0.111	30.341	-37.692	1.00	46.04	C
ATOM	425	CG1	VAL	C	56	-0.401	29.434	-36.576	1.00	43.65	C
ATOM	426	CG2	VAL	C	56	0.383	31.747	-37.164	1.00	43.93	C
ATOM	427	N	LYS	C	57	0.470	27.888	-39.707	1.00	46.21	N
ATOM	428	CA	LYS	C	57	0.272	26.474	-40.072	1.00	46.11	C
ATOM	429	C	LYS	C	57	1.609	25.780	-40.400	1.00	45.57	C
ATOM	430	O	LYS	C	57	1.785	24.613	-40.040	1.00	47.91	O
ATOM	431	CB	LYS	C	57	-0.686	26.343	-41.253	1.00	44.26	C
ATOM	432	CG	LYS	C	57	-2.153	26.562	-40.910	1.00	42.42	C
ATOM	433	CD	LYS	C	57	-3.093	26.072	-41.992	1.00	41.44	C
ATOM	434	CE	LYS	C	57	-2.641	26.439	-43.393	1.00	44.04	C
ATOM	435	NZ	LYS	C	57	-3.697	26.156	-44.392	1.00	47.05	N1+

ATOM	436	N	ASP	C	58	2.552	26.495	-41.028	1.00	40.61	N
ATOM	437	CA	ASP	C	58	3.860	25.927	-41.336	1.00	45.50	C
ATOM	438	C	ASP	C	58	4.641	25.680	-40.031	1.00	45.76	C
ATOM	439	O	ASP	C	58	5.208	24.624	-39.816	1.00	44.04	O
ATOM	440	CB	ASP	C	58	4.671	26.826	-42.275	1.00	47.16	C
ATOM	441	CG	ASP	C	58	4.197	26.909	-43.713	1.00	48.64	C
ATOM	442	OD1	ASP	C	58	3.543	25.951	-44.182	1.00	44.70	O
ATOM	443	OD2	ASP	C	58	4.548	27.924	-44.369	1.00	58.87	O1-
ATOM	444	N	GLY	C	59	4.641	26.682	-39.153	1.00	48.72	N
ATOM	445	CA	GLY	C	59	5.320	26.627	-37.875	1.00	48.72	C
ATOM	446	C	GLY	C	59	4.696	25.603	-36.935	1.00	47.42	C
ATOM	447	O	GLY	C	59	5.398	24.969	-36.158	1.00	49.43	O
ATOM	448	N	LEU	C	60	3.372	25.468	-36.990	1.00	42.82	N
ATOM	449	CA	LEU	C	60	2.668	24.507	-36.179	1.00	40.80	C
ATOM	450	C	LEU	C	60	3.054	23.094	-36.605	1.00	41.03	C
ATOM	451	O	LEU	C	60	3.234	22.240	-35.768	1.00	43.32	O
ATOM	452	CB	LEU	C	60	1.158	24.728	-36.309	1.00	41.41	C
ATOM	453	CG	LEU	C	60	0.564	25.723	-35.322	1.00	41.09	C
ATOM	454	CD1	LEU	C	60	-0.949	25.641	-35.342	1.00	42.93	C
ATOM	455	CD2	LEU	C	60	1.097	25.496	-33.909	1.00	39.00	C
ATOM	456	N	ARG	C	61	3.223	22.885	-37.913	1.00	44.85	N
ATOM	457	CA	ARG	C	61	3.718	21.614	-38.430	1.00	42.48	C
ATOM	458	C	ARG	C	61	5.124	21.368	-37.885	1.00	40.89	C
ATOM	459	O	ARG	C	61	5.456	20.239	-37.536	1.00	46.32	O
ATOM	460	CB	ARG	C	61	3.670	21.576	-39.964	1.00	45.60	C
ATOM	461	CG	ARG	C	61	2.265	21.368	-40.532	1.00	45.52	C
ATOM	462	CD	ARG	C	61	2.219	21.153	-42.033	1.00	44.64	C
ATOM	463	NE	ARG	C	61	2.121	22.404	-42.753	1.00	43.69	N
ATOM	464	CZ	ARG	C	61	0.984	23.000	-43.081	1.00	42.39	C
ATOM	465	NH1	ARG	C	61	-0.186	22.436	-42.819	1.00	41.44	N1+
ATOM	466	NH2	ARG	C	61	1.029	24.175	-43.676	1.00	43.65	N
ATOM	467	N	TYR	C	62	5.944	22.418	-37.812	1.00	41.45	N
ATOM	468	CA	TYR	C	62	7.328	22.275	-37.334	1.00	42.42	C

ATOM	469	C	TYR	C	62	7.369	21.847	-35.861	1.00	47.17	C
ATOM	470	O	TYR	C	62	8.147	20.959	-35.498	1.00	50.03	O
ATOM	471	CB	TYR	C	62	8.089	23.584	-37.471	1.00	43.19	C
ATOM	472	CG	TYR	C	62	9.484	23.587	-36.902	1.00	44.34	C
ATOM	473	CD1	TYR	C	62	10.435	22.704	-37.364	1.00	40.09	C
ATOM	474	CD2	TYR	C	62	9.871	24.504	-35.930	1.00	49.10	C
ATOM	475	CE1	TYR	C	62	11.729	22.715	-36.877	1.00	44.11	C
ATOM	476	CE2	TYR	C	62	11.168	24.534	-35.434	1.00	47.24	C
ATOM	477	CZ	TYR	C	62	12.107	23.637	-35.922	1.00	47.78	C
ATOM	478	OH	TYR	C	62	13.400	23.614	-35.475	1.00	45.76	O
ATOM	479	N	ILE	C	63	6.561	22.484	-35.004	1.00	44.26	N
ATOM	480	CA	ILE	C	63	6.703	22.241	-33.559	1.00	43.32	C
ATOM	481	C	ILE	C	63	5.960	20.947	-33.180	1.00	46.91	C
ATOM	482	O	ILE	C	63	6.388	20.249	-32.281	1.00	54.76	O
ATOM	483	CB	ILE	C	63	6.261	23.443	-32.688	1.00	39.60	C
ATOM	484	CG1	ILE	C	63	4.862	23.956	-33.007	1.00	38.28	C
ATOM	485	CG2	ILE	C	63	7.269	24.580	-32.721	1.00	37.98	C
ATOM	486	CD1	ILE	C	63	4.299	24.807	-31.892	1.00	42.94	C
ATOM	487	N	PHE	C	64	4.841	20.638	-33.855	1.00	45.64	N
ATOM	488	CA	PHE	C	64	4.121	19.364	-33.668	1.00	43.20	C
ATOM	489	C	PHE	C	64	4.819	18.190	-34.396	1.00	43.45	C
ATOM	490	O	PHE	C	64	4.582	17.048	-34.067	1.00	45.03	O
ATOM	491	CB	PHE	C	64	2.709	19.443	-34.240	1.00	40.68	C
ATOM	492	CG	PHE	C	64	1.641	20.121	-33.422	1.00	39.98	C
ATOM	493	CD1	PHE	C	64	1.486	19.860	-32.069	1.00	42.66	C
ATOM	494	CD2	PHE	C	64	0.700	20.932	-34.040	1.00	38.55	C
ATOM	495	CE1	PHE	C	64	0.466	20.461	-31.335	1.00	43.23	C
ATOM	496	CE2	PHE	C	64	-0.333	21.504	-33.305	1.00	43.90	C
ATOM	497	CZ	PHE	C	64	-0.452	21.274	-31.952	1.00	39.97	C
ATOM	498	N	GLN	C	65	5.653	18.478	-35.399	1.00	40.63	N
ATOM	499	CA	GLN	C	65	6.357	17.465	-36.241	1.00	46.40	C
ATOM	500	C	GLN	C	65	5.333	16.534	-36.893	1.00	43.14	C
ATOM	501	O	GLN	C	65	5.384	15.354	-36.713	1.00	40.61	O

ATOM	502	CB	GLN	C	65	7.410	16.677	-35.461	1.00	44.06	C
ATOM	503	CG	GLN	C	65	8.624	17.510	-35.064	1.00	45.79	C
ATOM	504	CD	GLN	C	65	9.610	17.717	-36.187	1.00	45.40	C
ATOM	505	NE2	GLN	C	65	9.989	18.963	-36.422	1.00	43.02	N
ATOM	506	OE1	GLN	C	65	10.054	16.769	-36.823	1.00	50.22	O
ATOM	507	N	THR	C	66	4.421	17.153	-37.646	1.00	51.18	N
ATOM	508	CA	THR	C	66	3.408	16.528	-38.489	1.00	52.89	C
ATOM	509	C	THR	C	66	3.421	17.174	-39.885	1.00	53.65	C
ATOM	510	O	THR	C	66	3.952	18.312	-40.072	1.00	51.01	O
ATOM	511	CB	THR	C	66	2.005	16.693	-37.890	1.00	53.53	C
ATOM	512	CG2	THR	C	66	1.574	18.145	-37.838	1.00	53.44	C
ATOM	513	OG1	THR	C	66	1.049	15.941	-38.642	1.00	48.41	O
ATOM	514	N	GLU	C	67	2.816	16.449	-40.842	1.00	45.10	N
ATOM	515	CA	GLU	C	67	2.635	16.901	-42.222	1.00	44.47	C
ATOM	516	C	GLU	C	67	1.145	17.107	-42.495	1.00	40.30	C
ATOM	517	O	GLU	C	67	0.745	17.484	-43.586	1.00	41.68	O
ATOM	518	CB	GLU	C	67	3.208	15.888	-43.205	1.00	45.70	C
ATOM	519	CG	GLU	C	67	4.711	15.954	-43.394	1.00	49.58	C
ATOM	520	CD	GLU	C	67	5.191	14.984	-44.470	1.00	54.80	C
ATOM	521	OE1	GLU	C	67	4.848	13.774	-44.390	1.00	56.58	O
ATOM	522	OE2	GLU	C	67	5.867	15.437	-45.409	1.00	60.44	O1-
ATOM	523	N	ASN	C	68	0.332	16.910	-41.463	1.00	40.19	N
ATOM	524	CA	ASN	C	68	-1.076	17.105	-41.537	1.00	38.60	C
ATOM	525	C	ASN	C	68	-1.350	18.439	-42.239	1.00	47.57	C
ATOM	526	O	ASN	C	68	-0.786	19.499	-41.881	1.00	53.48	O
ATOM	527	CB	ASN	C	68	-1.676	16.983	-40.141	1.00	39.51	C
ATOM	528	CG	ASN	C	68	-1.662	15.554	-39.642	1.00	42.47	C
ATOM	529	ND2	ASN	C	68	-1.772	15.356	-38.340	1.00	40.56	N
ATOM	530	OD1	ASN	C	68	-1.569	14.626	-40.439	1.00	41.21	O
ATOM	531	N	ARG	C	69	-2.161	18.358	-43.294	1.00	50.38	N
ATOM	532	CA	ARG	C	69	-2.724	19.497	-43.940	1.00	50.33	C
ATOM	533	C	ARG	C	69	-3.776	20.064	-43.000	1.00	48.87	C
ATOM	534	O	ARG	C	69	-3.987	21.279	-42.984	1.00	54.97	O

ATOM	535	CB	ARG	C	69	-3.351	19.143	-45.295	1.00	58.87	C
ATOM	536	CG	ARG	C	69	-2.342	18.990	-46.431	1.00	65.10	C
ATOM	537	CD	ARG	C	69	-3.001	18.879	-47.801	1.00	68.20	C
ATOM	538	NE	ARG	C	69	-3.965	19.950	-48.042	1.00	65.87	N
ATOM	539	CZ	ARG	C	69	-5.026	19.836	-48.820	1.00	66.82	C
ATOM	540	NH1	ARG	C	69	-5.227	18.716	-49.490	1.00	79.63	N1+
ATOM	541	NH2	ARG	C	69	-5.890	20.825	-48.921	1.00	70.69	N
ATOM	542	N	THR	C	70	-4.423	19.179	-42.232	1.00	48.16	N
ATOM	543	CA	THR	C	70	-5.516	19.589	-41.328	1.00	49.25	C
ATOM	544	C	THR	C	70	-4.969	20.084	-39.984	1.00	49.17	C
ATOM	545	O	THR	C	70	-5.251	19.505	-38.962	1.00	50.35	O
ATOM	546	CB	THR	C	70	-6.493	18.444	-41.088	1.00	46.08	C
ATOM	547	CG2	THR	C	70	-7.836	18.934	-40.580	1.00	49.19	C
ATOM	548	OG1	THR	C	70	-6.575	17.775	-42.346	1.00	42.79	O
ATOM	549	N	THR	C	71	-4.227	21.191	-40.037	1.00	47.77	N
ATOM	550	CA	THR	C	71	-3.515	21.804	-38.944	1.00	50.67	C
ATOM	551	C	THR	C	71	-3.977	23.266	-38.835	1.00	54.60	C
ATOM	552	O	THR	C	71	-3.807	24.035	-39.798	1.00	49.39	O
ATOM	553	CB	THR	C	71	-2.005	21.735	-39.207	1.00	50.20	C
ATOM	554	CG2	THR	C	71	-1.204	22.455	-38.147	1.00	51.21	C
ATOM	555	OG1	THR	C	71	-1.581	20.370	-39.283	1.00	50.92	O
ATOM	556	N	MET	C	72	-4.576	23.642	-37.693	1.00	51.40	N
ATOM	557	CA	MET	C	72	-5.249	24.956	-37.594	1.00	48.29	C
ATOM	558	C	MET	C	72	-5.156	25.498	-36.153	1.00	46.95	C
ATOM	559	O	MET	C	72	-4.326	25.015	-35.380	1.00	45.36	O
ATOM	560	CB	MET	C	72	-6.701	24.834	-38.076	1.00	45.34	C
ATOM	561	CG	MET	C	72	-7.629	24.089	-37.155	1.00	43.84	C
ATOM	562	SD	MET	C	72	-9.202	23.625	-37.943	1.00	39.12	S
ATOM	563	CE	MET	C	72	-8.657	22.077	-38.670	1.00	42.54	C
ATOM	564	N	CYS	C	73	-5.946	26.536	-35.816	1.00	44.41	N
ATOM	565	CA	CYS	C	73	-6.135	26.972	-34.409	1.00	39.58	C
ATOM	566	C	CYS	C	73	-7.621	27.144	-34.115	1.00	37.48	C
ATOM	567	O	CYS	C	73	-8.351	27.658	-34.937	1.00	34.88	O

ATOM	568	CB	CYS	C	73	-5.469	28.304	-34.084	1.00	34.77	C
ATOM	569	SG	CYS	C	73	-3.656	28.313	-34.191	1.00	35.30	S
ATOM	570	N	ILE	C	74	-8.021	26.780	-32.898	1.00	36.83	N
ATOM	571	CA	ILE	C	74	-9.329	27.157	-32.373	1.00	41.18	C
ATOM	572	C	ILE	C	74	-9.206	28.482	-31.590	1.00	45.66	C
ATOM	573	O	ILE	C	74	-8.161	28.739	-30.937	1.00	42.46	O
ATOM	574	CB	ILE	C	74	-9.898	26.001	-31.522	1.00	39.99	C
ATOM	575	CG1	ILE	C	74	-9.919	24.706	-32.333	1.00	42.47	C
ATOM	576	CG2	ILE	C	74	-11.282	26.344	-31.013	1.00	37.67	C
ATOM	577	CD1	ILE	C	74	-10.054	23.498	-31.513	1.00	46.52	C
ATOM	578	N	THR	C	75	-10.274	29.304	-31.661	1.00	39.32	N
ATOM	579	CA	THR	C	75	-10.380	30.566	-30.980	1.00	38.43	C
ATOM	580	C	THR	C	75	-10.954	30.348	-29.567	1.00	38.36	C
ATOM	581	O	THR	C	75	-12.147	30.150	-29.363	1.00	38.29	O
ATOM	582	CB	THR	C	75	-11.180	31.574	-31.814	1.00	42.86	C
ATOM	583	CG2	THR	C	75	-11.313	32.923	-31.129	1.00	40.92	C
ATOM	584	OG1	THR	C	75	-10.507	31.760	-33.065	1.00	47.65	O
ATOM	585	N	GLY	C	76	-10.060	30.443	-28.582	1.00	35.45	N
ATOM	586	CA	GLY	C	76	-10.317	30.203	-27.189	1.00	35.16	C
ATOM	587	C	GLY	C	76	-9.059	29.653	-26.553	1.00	35.03	C
ATOM	588	O	GLY	C	76	-8.058	29.455	-27.223	1.00	34.15	O
ATOM	589	N	SER	C	77	-9.121	29.390	-25.251	1.00	38.81	N
ATOM	590	CA	SER	C	77	-7.987	28.812	-24.514	1.00	37.62	C
ATOM	591	C	SER	C	77	-7.909	27.310	-24.824	1.00	34.53	C
ATOM	592	O	SER	C	77	-8.726	26.785	-25.582	1.00	32.27	O
ATOM	593	CB	SER	C	77	-8.115	29.102	-23.030	1.00	37.81	C
ATOM	594	OG	SER	C	77	-9.137	28.321	-22.444	1.00	38.63	O
ATOM	595	N	ALA	C	78	-6.921	26.645	-24.234	1.00	31.89	N
ATOM	596	CA	ALA	C	78	-6.562	25.281	-24.558	1.00	38.27	C
ATOM	597	C	ALA	C	78	-7.611	24.233	-24.108	1.00	42.02	C
ATOM	598	O	ALA	C	78	-7.539	23.120	-24.575	1.00	48.30	O
ATOM	599	CB	ALA	C	78	-5.192	24.979	-23.995	1.00	36.68	C
ATOM	600	N	HIS	C	79	-8.572	24.551	-23.224	1.00	41.72	N



ATOM	601	CA	HIS	C	79	-9.764	23.670	-22.983	1.00	40.07	C
ATOM	602	C	HIS	C	79	-10.482	23.323	-24.297	1.00	42.88	C
ATOM	603	O	HIS	C	79	-10.933	22.228	-24.531	1.00	50.06	O
ATOM	604	CB	HIS	C	79	-10.769	24.355	-22.057	1.00	37.60	C
ATOM	605	CG	HIS	C	79	-10.553	24.062	-20.619	1.00	37.95	C
ATOM	606	CD2	HIS	C	79	-11.213	23.251	-19.772	1.00	43.40	C
ATOM	607	ND1	HIS	C	79	-9.533	24.620	-19.911	1.00	38.30	N
ATOM	608	CE1	HIS	C	79	-9.568	24.161	-18.682	1.00	47.03	C
ATOM	609	NE2	HIS	C	79	-10.582	23.314	-18.570	1.00	42.72	N
ATOM	610	N	THR	C	80	-10.662	24.360	-25.094	1.00	44.95	N
ATOM	611	CA	THR	C	80	-11.199	24.397	-26.453	1.00	40.99	C
ATOM	612	C	THR	C	80	-10.620	23.282	-27.328	1.00	39.46	C
ATOM	613	O	THR	C	80	-11.300	22.788	-28.179	1.00	43.54	O
ATOM	614	CB	THR	C	80	-10.912	25.823	-26.963	1.00	38.62	C
ATOM	615	CG2	THR	C	80	-10.170	25.863	-28.272	1.00	39.17	C
ATOM	616	OG1	THR	C	80	-12.125	26.567	-27.009	1.00	37.59	O
ATOM	617	N	GLY	C	81	-9.341	22.944	-27.151	1.00	41.95	N
ATOM	618	CA	GLY	C	81	-8.658	21.945	-27.966	1.00	43.61	C
ATOM	619	C	GLY	C	81	-9.076	20.535	-27.572	1.00	51.27	C
ATOM	620	O	GLY	C	81	-9.264	19.662	-28.427	1.00	56.67	O
ATOM	621	N	MET	C	82	-9.197	20.320	-26.257	1.00	51.69	N
ATOM	622	CA	MET	C	82	-9.812	19.121	-25.646	1.00	48.79	C
ATOM	623	C	MET	C	82	-11.295	19.019	-26.076	1.00	46.27	C
ATOM	624	O	MET	C	82	-11.735	17.989	-26.571	1.00	46.50	O
ATOM	625	CB	MET	C	82	-9.686	19.185	-24.114	1.00	40.84	C
ATOM	626	CG	MET	C	82	-10.122	17.919	-23.371	1.00	43.05	C
ATOM	627	SD	MET	C	82	-10.210	18.096	-21.545	1.00	42.55	S
ATOM	628	CE	MET	C	82	-8.477	17.898	-21.140	1.00	41.76	C
ATOM	629	N	GLU	C	83	-12.069	20.089	-25.876	1.00	44.36	N
ATOM	630	CA	GLU	C	83	-13.493	20.134	-26.279	1.00	45.42	C
ATOM	631	C	GLU	C	83	-13.642	19.658	-27.729	1.00	49.06	C
ATOM	632	O	GLU	C	83	-14.492	18.847	-28.027	1.00	49.83	O
ATOM	633	CB	GLU	C	83	-14.056	21.552	-26.186	1.00	41.31	C

ATOM	634	CG	GLU	C	83	-14.207	22.046	-24.768	1.00	40.72	C
ATOM	635	CD	GLU	C	83	-15.510	21.668	-24.118	1.00	40.46	C
ATOM	636	OE1	GLU	C	83	-16.241	20.866	-24.711	1.00	48.18	O
ATOM	637	OE2	GLU	C	83	-15.786	22.175	-23.018	1.00	42.60	O1-
ATOM	638	N	ALA	C	84	-12.784	20.189	-28.610	1.00	48.92	N
ATOM	639	CA	ALA	C	84	-12.953	20.072	-30.031	1.00	44.82	C
ATOM	640	C	ALA	C	84	-12.661	18.640	-30.497	1.00	43.46	C
ATOM	641	O	ALA	C	84	-13.275	18.143	-31.436	1.00	40.18	O
ATOM	642	CB	ALA	C	84	-12.065	21.075	-30.725	1.00	42.08	C
ATOM	643	N	LEU	C	85	-11.680	17.993	-29.875	1.00	45.41	N
ATOM	644	CA	LEU	C	85	-11.305	16.643	-30.271	1.00	45.70	C
ATOM	645	C	LEU	C	85	-12.447	15.684	-29.941	1.00	52.73	C
ATOM	646	O	LEU	C	85	-12.895	14.925	-30.811	1.00	47.56	O
ATOM	647	CB	LEU	C	85	-10.037	16.224	-29.536	1.00	42.31	C
ATOM	648	CG	LEU	C	85	-8.746	16.800	-30.100	1.00	40.67	C
ATOM	649	CD1	LEU	C	85	-7.551	16.190	-29.382	1.00	39.24	C
ATOM	650	CD2	LEU	C	85	-8.658	16.569	-31.602	1.00	38.92	C
ATOM	651	N	LEU	C	86	-12.927	15.764	-28.693	1.00	56.01	N
ATOM	652	CA	LEU	C	86	-14.010	14.897	-28.216	1.00	58.83	C
ATOM	653	C	LEU	C	86	-15.296	15.159	-29.027	1.00	55.57	C
ATOM	654	O	LEU	C	86	-15.925	14.233	-29.515	1.00	56.31	O
ATOM	655	CB	LEU	C	86	-14.216	15.116	-26.710	1.00	57.81	C
ATOM	656	CG	LEU	C	86	-13.000	14.876	-25.801	1.00	55.83	C
ATOM	657	CD1	LEU	C	86	-13.394	15.088	-24.355	1.00	57.65	C
ATOM	658	CD2	LEU	C	86	-12.388	13.498	-25.972	1.00	47.93	C
ATOM	659	N	CYS	C	87	-15.654	16.432	-29.199	1.00	54.15	N
ATOM	660	CA	CYS	C	87	-16.935	16.858	-29.791	1.00	52.74	C
ATOM	661	C	CYS	C	87	-17.060	16.413	-31.256	1.00	53.88	C
ATOM	662	O	CYS	C	87	-18.165	16.031	-31.716	1.00	56.71	O
ATOM	663	CB	CYS	C	87	-17.078	18.372	-29.730	1.00	48.90	C
ATOM	664	SG	CYS	C	87	-18.665	18.980	-30.349	1.00	45.67	S
ATOM	665	N	ASN	C	88	-15.944	16.491	-31.985	1.00	50.24	N
ATOM	666	CA	ASN	C	88	-15.909	16.131	-33.385	1.00	51.55	C

ATOM	667	C	ASN	C	88	-15.836	14.607	-33.546	1.00	53.74	C
ATOM	668	O	ASN	C	88	-16.560	14.080	-34.367	1.00	60.48	O
ATOM	669	CB	ASN	C	88	-14.742	16.768	-34.139	1.00	53.33	C
ATOM	670	CG	ASN	C	88	-14.936	18.244	-34.396	1.00	54.33	C
ATOM	671	ND2	ASN	C	88	-14.987	19.038	-33.342	1.00	59.19	N
ATOM	672	OD1	ASN	C	88	-15.038	18.664	-35.537	1.00	60.25	O
ATOM	673	N	LEU	C	89	-14.980	13.908	-32.781	1.00	50.22	N
ATOM	674	CA	LEU	C	89	-14.670	12.505	-33.086	1.00	43.42	C
ATOM	675	C	LEU	C	89	-15.616	11.517	-32.381	1.00	45.98	C
ATOM	676	O	LEU	C	89	-15.457	10.311	-32.582	1.00	54.59	O
ATOM	677	CB	LEU	C	89	-13.218	12.203	-32.720	1.00	41.50	C
ATOM	678	CG	LEU	C	89	-12.149	12.787	-33.629	1.00	44.49	C
ATOM	679	CD1	LEU	C	89	-10.770	12.623	-32.996	1.00	48.88	C
ATOM	680	CD2	LEU	C	89	-12.173	12.143	-35.010	1.00	45.19	C
ATOM	681	N	LEU	C	90	-16.578	11.975	-31.566	1.00	50.36	N
ATOM	682	CA	LEU	C	90	-17.528	11.041	-30.870	1.00	49.98	C
ATOM	683	C	LEU	C	90	-18.990	11.448	-31.115	1.00	51.54	C
ATOM	684	O	LEU	C	90	-19.371	12.611	-30.932	1.00	45.22	O
ATOM	685	CB	LEU	C	90	-17.240	10.998	-29.365	1.00	55.15	C
ATOM	686	CG	LEU	C	90	-15.768	10.863	-28.955	1.00	54.26	C
ATOM	687	CD1	LEU	C	90	-15.609	11.184	-27.472	1.00	53.66	C
ATOM	688	CD2	LEU	C	90	-15.216	9.481	-29.277	1.00	49.32	C
ATOM	689	N	GLU	C	91	-19.787	10.452	-31.540	1.00	55.70	N
ATOM	690	CA	GLU	C	91	-21.250	10.497	-31.622	1.00	54.67	C
ATOM	691	C	GLU	C	91	-21.833	9.894	-30.337	1.00	52.74	C
ATOM	692	O	GLU	C	91	-21.112	9.261	-29.599	1.00	51.85	O
ATOM	693	CB	GLU	C	91	-21.705	9.710	-32.849	1.00	57.48	C
ATOM	694	CG	GLU	C	91	-20.970	10.098	-34.118	1.00	61.32	C
ATOM	695	CD	GLU	C	91	-21.511	9.468	-35.390	1.00	62.12	C
ATOM	696	OE1	GLU	C	91	-20.811	8.591	-35.977	1.00	57.55	O
ATOM	697	OE2	GLU	C	91	-22.633	9.853	-35.781	1.00	59.67	O1-
ATOM	698	N	GLU	C	92	-23.132	10.091	-30.077	1.00	54.57	N
ATOM	699	CA	GLU	C	92	-23.800	9.501	-28.896	1.00	60.87	C

ATOM	700	C	GLU	C	92	-23.488	8.003	-28.854	1.00	60.80	C
ATOM	701	O	GLU	C	92	-23.672	7.341	-29.865	1.00	68.90	O
ATOM	702	CB	GLU	C	92	-25.323	9.629	-28.964	1.00	64.58	C
ATOM	703	CG	GLU	C	92	-25.819	11.063	-28.977	1.00	72.25	C
ATOM	704	CD	GLU	C	92	-25.931	11.750	-27.624	1.00	77.46	C
ATOM	705	OE1	GLU	C	92	-26.112	12.990	-27.619	1.00	62.37	O
ATOM	706	OE2	GLU	C	92	-25.858	11.050	-26.575	1.00	86.27	O1-
ATOM	707	N	GLY	C	93	-22.969	7.509	-27.719	1.00	55.02	N
ATOM	708	CA	GLY	C	93	-22.756	6.079	-27.482	1.00	52.11	C
ATOM	709	C	GLY	C	93	-21.402	5.525	-27.928	1.00	53.73	C
ATOM	710	O	GLY	C	93	-21.053	4.393	-27.523	1.00	57.73	O
ATOM	711	N	ASP	C	94	-20.624	6.272	-28.737	1.00	56.15	N
ATOM	712	CA	ASP	C	94	-19.241	5.841	-29.144	1.00	53.36	C
ATOM	713	C	ASP	C	94	-18.382	5.708	-27.887	1.00	55.46	C
ATOM	714	O	ASP	C	94	-18.610	6.373	-26.876	1.00	60.17	O
ATOM	715	CB	ASP	C	94	-18.541	6.790	-30.123	1.00	52.90	C
ATOM	716	CG	ASP	C	94	-19.299	7.056	-31.410	1.00	58.28	C
ATOM	717	OD1	ASP	C	94	-20.397	6.482	-31.565	1.00	61.78	O
ATOM	718	OD2	ASP	C	94	-18.806	7.870	-32.237	1.00	59.53	O1-
ATOM	719	N	ILE	C	95	-17.380	4.839	-27.964	1.00	64.34	N
ATOM	720	CA	ILE	C	95	-16.644	4.412	-26.788	1.00	64.12	C
ATOM	721	C	ILE	C	95	-15.306	5.162	-26.750	1.00	63.13	C
ATOM	722	O	ILE	C	95	-14.468	5.010	-27.665	1.00	58.91	O
ATOM	723	CB	ILE	C	95	-16.458	2.878	-26.798	1.00	65.67	C
ATOM	724	CG1	ILE	C	95	-17.770	2.133	-26.510	1.00	63.27	C
ATOM	725	CG2	ILE	C	95	-15.342	2.450	-25.847	1.00	64.34	C
ATOM	726	CD1	ILE	C	95	-17.661	0.608	-26.628	1.00	59.36	C
ATOM	727	N	VAL	C	96	-15.104	5.931	-25.672	1.00	57.55	N
ATOM	728	CA	VAL	C	96	-13.842	6.620	-25.435	1.00	54.74	C
ATOM	729	C	VAL	C	96	-13.184	6.054	-24.162	1.00	54.28	C
ATOM	730	O	VAL	C	96	-13.812	5.891	-23.105	1.00	48.93	O
ATOM	731	CB	VAL	C	96	-14.032	8.153	-25.380	1.00	50.12	C
ATOM	732	CG1	VAL	C	96	-14.797	8.604	-24.143	1.00	51.40	C

ATOM	733	CG2	VAL	C	96	-12.702	8.880	-25.484	1.00	44.75	C
ATOM	734	N	LEU	C	97	-11.889	5.766	-24.283	1.00	50.32	N
ATOM	735	CA	LEU	C	97	-11.082	5.372	-23.165	1.00	53.83	C
ATOM	736	C	LEU	C	97	-10.220	6.562	-22.729	1.00	55.43	C
ATOM	737	O	LEU	C	97	-9.416	7.105	-23.523	1.00	55.31	O
ATOM	738	CB	LEU	C	97	-10.199	4.200	-23.612	1.00	58.32	C
ATOM	739	CG	LEU	C	97	-9.251	3.635	-22.558	1.00	51.89	C
ATOM	740	CD1	LEU	C	97	-10.002	3.366	-21.263	1.00	56.09	C
ATOM	741	CD2	LEU	C	97	-8.570	2.370	-23.064	1.00	48.94	C
ATOM	742	N	ILE	C	98	-10.317	6.924	-21.451	1.00	50.01	N
ATOM	743	CA	ILE	C	98	-9.508	8.015	-20.935	1.00	50.65	C
ATOM	744	C	ILE	C	98	-8.538	7.484	-19.874	1.00	48.46	C
ATOM	745	O	ILE	C	98	-8.983	6.928	-18.894	1.00	46.07	O
ATOM	746	CB	ILE	C	98	-10.408	9.133	-20.378	1.00	52.77	C
ATOM	747	CG1	ILE	C	98	-11.358	9.676	-21.452	1.00	48.58	C
ATOM	748	CG2	ILE	C	98	-9.535	10.223	-19.772	1.00	58.17	C
ATOM	749	CD1	ILE	C	98	-12.473	10.537	-20.925	1.00	48.01	C
ATOM	750	N	ALA	C	99	-7.224	7.683	-20.091	1.00	51.95	N
ATOM	751	CA	ALA	C	99	-6.157	7.421	-19.088	1.00	48.80	C
ATOM	752	C	ALA	C	99	-6.100	8.562	-18.060	1.00	53.61	C
ATOM	753	O	ALA	C	99	-5.537	9.617	-18.364	1.00	61.74	O
ATOM	754	CB	ALA	C	99	-4.827	7.268	-19.777	1.00	46.07	C
ATOM	755	N	ASN	C	100	-6.656	8.319	-16.858	1.00	52.98	N
ATOM	756	CA	ASN	C	100	-6.800	9.303	-15.777	1.00	52.18	C
ATOM	757	C	ASN	C	100	-5.810	9.042	-14.636	1.00	56.46	C
ATOM	758	O	ASN	C	100	-6.098	8.210	-13.770	1.00	57.91	O
ATOM	759	CB	ASN	C	100	-8.192	9.271	-15.138	1.00	54.38	C
ATOM	760	CG	ASN	C	100	-8.265	10.012	-13.814	1.00	53.45	C
ATOM	761	ND2	ASN	C	100	-9.223	9.668	-12.974	1.00	55.33	N
ATOM	762	OD1	ASN	C	100	-7.454	10.884	-13.529	1.00	62.53	O
ATOM	763	N	ASN	C	101	-4.695	9.795	-14.601	1.00	56.76	N
ATOM	764	CA	ASN	C	101	-3.930	10.001	-13.346	1.00	55.20	C
ATOM	765	C	ASN	C	101	-3.765	11.513	-13.084	1.00	49.59	C

ATOM	766	O	ASN	C	101	-2.780	11.970	-12.493	1.00	45.71	O
ATOM	767	CB	ASN	C	101	-2.627	9.187	-13.314	1.00	54.50	C
ATOM	768	CG	ASN	C	101	-1.731	9.460	-14.495	1.00	56.07	C
ATOM	769	ND2	ASN	C	101	-0.598	8.783	-14.567	1.00	53.88	N
ATOM	770	OD1	ASN	C	101	-2.081	10.271	-15.344	1.00	66.92	O
ATOM	771	N	GLY	C	102	-4.791	12.290	-13.435	1.00	50.66	N
ATOM	772	CA	GLY	C	102	-4.725	13.735	-13.295	1.00	53.37	C
ATOM	773	C	GLY	C	102	-6.065	14.406	-13.523	1.00	54.65	C
ATOM	774	O	GLY	C	102	-6.984	13.800	-14.057	1.00	49.35	O
ATOM	775	N	ILE	C	103	-6.147	15.688	-13.140	1.00	52.47	N
ATOM	776	CA	ILE	C	103	-7.380	16.455	-13.239	1.00	48.62	C
ATOM	777	C	ILE	C	103	-7.681	16.821	-14.698	1.00	44.62	C
ATOM	778	O	ILE	C	103	-8.839	16.997	-15.085	1.00	42.37	O
ATOM	779	CB	ILE	C	103	-7.311	17.689	-12.336	1.00	50.58	C
ATOM	780	CG1	ILE	C	103	-8.702	18.275	-12.106	1.00	46.56	C
ATOM	781	CG2	ILE	C	103	-6.315	18.695	-12.891	1.00	58.90	C
ATOM	782	CD1	ILE	C	103	-8.765	19.256	-10.955	1.00	52.10	C
ATOM	783	N	TRP	C	104	-6.643	16.901	-15.525	1.00	44.90	N
ATOM	784	CA	TRP	C	104	-6.851	17.170	-16.933	1.00	45.15	C
ATOM	785	C	TRP	C	104	-7.668	16.041	-17.566	1.00	45.65	C
ATOM	786	O	TRP	C	104	-8.463	16.309	-18.431	1.00	54.09	O
ATOM	787	CB	TRP	C	104	-5.532	17.453	-17.658	1.00	46.04	C
ATOM	788	CG	TRP	C	104	-4.834	18.650	-17.095	1.00	49.65	C
ATOM	789	CD1	TRP	C	104	-3.581	18.676	-16.553	1.00	50.86	C
ATOM	790	CD2	TRP	C	104	-5.392	19.970	-16.909	1.00	51.58	C
ATOM	791	CE2	TRP	C	104	-4.393	20.747	-16.279	1.00	53.98	C
ATOM	792	CE3	TRP	C	104	-6.611	20.584	-17.237	1.00	48.21	C
ATOM	793	NE1	TRP	C	104	-3.309	19.929	-16.073	1.00	55.99	N
ATOM	794	CZ2	TRP	C	104	-4.586	22.097	-15.966	1.00	50.23	C
ATOM	795	CZ3	TRP	C	104	-6.799	21.920	-16.933	1.00	46.57	C
ATOM	796	CH2	TRP	C	104	-5.801	22.661	-16.299	1.00	48.55	C
ATOM	797	N	ALA	C	105	-7.543	14.808	-17.066	1.00	46.68	N
ATOM	798	CA	ALA	C	105	-8.362	13.688	-17.558	1.00	42.24	C

ATOM	799	C	ALA	C	105	-9.773	13.735	-16.954	1.00	42.88	C
ATOM	800	O	ALA	C	105	-10.775	13.401	-17.636	1.00	39.49	O
ATOM	801	CB	ALA	C	105	-7.659	12.390	-17.300	1.00	45.22	C
ATOM	802	N	GLU	C	106	-9.887	14.219	-15.712	1.00	46.17	N
ATOM	803	CA	GLU	C	106	-11.212	14.414	-15.117	1.00	49.73	C
ATOM	804	C	GLU	C	106	-12.024	15.369	-15.993	1.00	47.00	C
ATOM	805	O	GLU	C	106	-13.231	15.160	-16.161	1.00	45.38	O
ATOM	806	CB	GLU	C	106	-11.125	14.918	-13.675	1.00	56.54	C
ATOM	807	CG	GLU	C	106	-10.466	13.921	-12.724	1.00	62.31	C
ATOM	808	CD	GLU	C	106	-10.864	14.052	-11.261	1.00	66.11	C
ATOM	809	OE1	GLU	C	106	-11.121	15.188	-10.815	1.00	67.79	O
ATOM	810	OE2	GLU	C	106	-10.933	13.007	-10.576	1.00	74.96	O1-
ATOM	811	N	ARG	C	107	-11.354	16.409	-16.530	1.00	53.01	N
ATOM	812	CA	ARG	C	107	-11.969	17.411	-17.453	1.00	45.55	C
ATOM	813	C	ARG	C	107	-12.459	16.664	-18.686	1.00	39.90	C
ATOM	814	O	ARG	C	107	-13.628	16.723	-19.022	1.00	34.33	O
ATOM	815	CB	ARG	C	107	-10.992	18.510	-17.894	1.00	46.62	C
ATOM	816	CG	ARG	C	107	-10.604	19.515	-16.818	1.00	46.66	C
ATOM	817	CD	ARG	C	107	-11.779	20.331	-16.319	1.00	49.55	C
ATOM	818	NE	ARG	C	107	-11.423	21.690	-15.912	1.00	48.68	N
ATOM	819	CZ	ARG	C	107	-11.385	22.113	-14.671	1.00	43.36	C
ATOM	820	NH1	ARG	C	107	-11.367	21.234	-13.681	1.00	46.83	N1+
ATOM	821	NH2	ARG	C	107	-11.391	23.413	-14.428	1.00	42.47	N
ATOM	822	N	ALA	C	108	-11.555	15.889	-19.289	1.00	34.82	N
ATOM	823	CA	ALA	C	108	-11.900	15.128	-20.473	1.00	38.75	C
ATOM	824	C	ALA	C	108	-13.130	14.240	-20.208	1.00	45.25	C
ATOM	825	O	ALA	C	108	-14.070	14.238	-21.020	1.00	53.74	O
ATOM	826	CB	ALA	C	108	-10.711	14.331	-20.941	1.00	38.91	C
ATOM	827	N	ILE	C	109	-13.134	13.487	-19.093	1.00	42.50	N
ATOM	828	CA	ILE	C	109	-14.252	12.604	-18.771	1.00	43.97	C
ATOM	829	C	ILE	C	109	-15.553	13.431	-18.762	1.00	45.92	C
ATOM	830	O	ILE	C	109	-16.544	13.021	-19.353	1.00	49.36	O
ATOM	831	CB	ILE	C	109	-13.990	11.845	-17.447	1.00	44.91	C

ATOM	832	CG1	ILE	C	109	-12.908	10.781	-17.619	1.00	45.98	C
ATOM	833	CG2	ILE	C	109	-15.251	11.236	-16.854	1.00	41.93	C
ATOM	834	CD1	ILE	C	109	-12.253	10.365	-16.314	1.00	48.28	C
ATOM	835	N	ASN	C	110	-15.520	14.609	-18.133	1.00	45.25	N
ATOM	836	CA	ASN	C	110	-16.699	15.488	-17.959	1.00	44.66	C
ATOM	837	C	ASN	C	110	-17.248	15.891	-19.336	1.00	47.07	C
ATOM	838	O	ASN	C	110	-18.441	15.783	-19.610	1.00	45.19	O
ATOM	839	CB	ASN	C	110	-16.325	16.693	-17.089	1.00	40.89	C
ATOM	840	CG	ASN	C	110	-17.445	17.686	-16.873	1.00	40.81	C
ATOM	841	ND2	ASN	C	110	-17.808	17.932	-15.621	1.00	41.53	N
ATOM	842	OD1	ASN	C	110	-17.953	18.272	-17.817	1.00	48.25	O
ATOM	843	N	MET	C	111	-16.360	16.381	-20.198	1.00	49.89	N
ATOM	844	CA	MET	C	111	-16.711	16.772	-21.546	1.00	53.20	C
ATOM	845	C	MET	C	111	-17.317	15.569	-22.278	1.00	55.60	C
ATOM	846	O	MET	C	111	-18.415	15.678	-22.841	1.00	56.17	O
ATOM	847	CB	MET	C	111	-15.488	17.254	-22.335	1.00	55.92	C
ATOM	848	CG	MET	C	111	-15.092	18.705	-22.064	1.00	54.44	C
ATOM	849	SD	MET	C	111	-13.393	19.029	-22.628	1.00	50.40	S
ATOM	850	CE	MET	C	111	-13.059	20.512	-21.679	1.00	56.40	C
ATOM	851	N	ALA	C	112	-16.593	14.441	-22.284	1.00	52.80	N
ATOM	852	CA	ALA	C	112	-16.998	13.266	-23.094	1.00	52.42	C
ATOM	853	C	ALA	C	112	-18.409	12.787	-22.700	1.00	52.71	C
ATOM	854	O	ALA	C	112	-19.215	12.492	-23.564	1.00	56.67	O
ATOM	855	CB	ALA	C	112	-15.977	12.178	-22.953	1.00	49.80	C
ATOM	856	N	THR	C	113	-18.705	12.765	-21.397	1.00	48.34	N
ATOM	857	CA	THR	C	113	-20.045	12.533	-20.878	1.00	51.68	C
ATOM	858	C	THR	C	113	-21.026	13.577	-21.435	1.00	54.02	C
ATOM	859	O	THR	C	113	-22.049	13.220	-22.018	1.00	52.92	O
ATOM	860	CB	THR	C	113	-20.083	12.569	-19.340	1.00	52.91	C
ATOM	861	CG2	THR	C	113	-21.448	12.252	-18.762	1.00	49.10	C
ATOM	862	OG1	THR	C	113	-19.128	11.636	-18.835	1.00	55.46	O
ATOM	863	N	ARG	C	114	-20.725	14.864	-21.239	1.00	57.24	N
ATOM	864	CA	ARG	C	114	-21.620	15.943	-21.695	1.00	54.86	C



ATOM	865	C	ARG	C	114	-22.022	15.690	-23.148	1.00	52.15	C
ATOM	866	O	ARG	C	114	-23.188	15.832	-23.479	1.00	51.90	O
ATOM	867	CB	ARG	C	114	-20.979	17.324	-21.502	1.00	57.46	C
ATOM	868	CG	ARG	C	114	-20.998	17.807	-20.055	1.00	60.59	C
ATOM	869	CD	ARG	C	114	-20.011	18.909	-19.673	1.00	53.56	C
ATOM	870	NE	ARG	C	114	-20.687	20.172	-19.462	1.00	52.80	N
ATOM	871	CZ	ARG	C	114	-20.967	20.702	-18.281	1.00	52.73	C
ATOM	872	NH1	ARG	C	114	-20.282	20.350	-17.212	1.00	50.81	N1+
ATOM	873	NH2	ARG	C	114	-21.924	21.606	-18.184	1.00	56.11	N
ATOM	874	N	TYR	C	115	-21.055	15.265	-23.978	1.00	55.51	N
ATOM	875	CA	TYR	C	115	-21.251	15.040	-25.418	1.00	55.18	C
ATOM	876	C	TYR	C	115	-21.956	13.701	-25.694	1.00	56.77	C
ATOM	877	O	TYR	C	115	-22.372	13.447	-26.825	1.00	53.95	O
ATOM	878	CB	TYR	C	115	-19.912	15.129	-26.161	1.00	57.52	C
ATOM	879	CG	TYR	C	115	-19.390	16.534	-26.361	1.00	59.13	C
ATOM	880	CD1	TYR	C	115	-20.193	17.552	-26.852	1.00	56.51	C
ATOM	881	CD2	TYR	C	115	-18.081	16.851	-26.038	1.00	58.40	C
ATOM	882	CE1	TYR	C	115	-19.706	18.842	-27.006	1.00	59.86	C
ATOM	883	CE2	TYR	C	115	-17.575	18.128	-26.205	1.00	59.53	C
ATOM	884	CZ	TYR	C	115	-18.385	19.131	-26.694	1.00	59.52	C
ATOM	885	OH	TYR	C	115	-17.856	20.381	-26.862	1.00	51.62	O
ATOM	886	N	GLY	C	116	-22.075	12.848	-24.668	1.00	57.96	N
ATOM	887	CA	GLY	C	116	-22.976	11.687	-24.688	1.00	54.81	C
ATOM	888	C	GLY	C	116	-22.255	10.400	-25.041	1.00	52.47	C
ATOM	889	O	GLY	C	116	-22.887	9.438	-25.475	1.00	50.79	O
ATOM	890	N	ALA	C	117	-20.928	10.388	-24.862	1.00	50.90	N
ATOM	891	CA	ALA	C	117	-20.111	9.225	-25.150	1.00	51.48	C
ATOM	892	C	ALA	C	117	-20.291	8.216	-24.019	1.00	53.54	C
ATOM	893	O	ALA	C	117	-20.799	8.553	-22.958	1.00	51.38	O
ATOM	894	CB	ALA	C	117	-18.659	9.604	-25.300	1.00	53.40	C
ATOM	895	N	ASP	C	118	-19.874	6.979	-24.304	1.00	58.39	N
ATOM	896	CA	ASP	C	118	-19.794	5.881	-23.371	1.00	56.35	C
ATOM	897	C	ASP	C	118	-18.360	5.845	-22.842	1.00	56.22	C

ATOM	898	O	ASP	C	118	-17.422	5.342	-23.516	1.00	51.31	O
ATOM	899	CB	ASP	C	118	-20.189	4.566	-24.061	1.00	62.79	C
ATOM	900	CG	ASP	C	118	-20.148	3.333	-23.174	1.00	55.97	C
ATOM	901	OD1	ASP	C	118	-19.947	3.497	-21.961	1.00	53.79	O
ATOM	902	OD2	ASP	C	118	-20.315	2.217	-23.711	1.00	53.71	O1-
ATOM	903	N	VAL	C	119	-18.197	6.376	-21.627	1.00	54.54	N
ATOM	904	CA	VAL	C	119	-16.887	6.711	-21.116	1.00	52.24	C
ATOM	905	C	VAL	C	119	-16.359	5.501	-20.353	1.00	52.58	C
ATOM	906	O	VAL	C	119	-17.017	5.041	-19.440	1.00	59.12	O
ATOM	907	CB	VAL	C	119	-16.916	7.964	-20.216	1.00	53.45	C
ATOM	908	CG1	VAL	C	119	-15.499	8.384	-19.856	1.00	56.67	C
ATOM	909	CG2	VAL	C	119	-17.677	9.136	-20.840	1.00	53.40	C
ATOM	910	N	ARG	C	120	-15.178	5.023	-20.751	1.00	51.21	N
ATOM	911	CA	ARG	C	120	-14.400	4.065	-19.998	1.00	53.10	C
ATOM	912	C	ARG	C	120	-13.139	4.771	-19.464	1.00	55.55	C
ATOM	913	O	ARG	C	120	-12.486	5.561	-20.164	1.00	58.13	O
ATOM	914	CB	ARG	C	120	-14.041	2.856	-20.880	1.00	56.03	C
ATOM	915	CG	ARG	C	120	-15.175	2.325	-21.756	1.00	56.72	C
ATOM	916	CD	ARG	C	120	-16.384	1.864	-20.950	1.00	58.57	C
ATOM	917	NE	ARG	C	120	-17.552	1.504	-21.755	1.00	61.94	N
ATOM	918	CZ	ARG	C	120	-17.736	0.321	-22.369	1.00	56.77	C
ATOM	919	NH1	ARG	C	120	-16.755	-0.566	-22.461	1.00	45.16	N1+
ATOM	920	NH2	ARG	C	120	-18.920	0.035	-22.874	1.00	45.15	N
ATOM	921	N	VAL	C	121	-12.786	4.457	-18.218	1.00	57.38	N
ATOM	922	CA	VAL	C	121	-11.649	5.043	-17.553	1.00	60.70	C
ATOM	923	C	VAL	C	121	-10.614	3.934	-17.323	1.00	62.94	C
ATOM	924	O	VAL	C	121	-10.960	2.765	-17.189	1.00	72.61	O
ATOM	925	CB	VAL	C	121	-12.057	5.756	-16.243	1.00	60.75	C
ATOM	926	CG1	VAL	C	121	-10.892	6.500	-15.612	1.00	67.50	C
ATOM	927	CG2	VAL	C	121	-13.219	6.718	-16.440	1.00	56.88	C
ATOM	928	N	LEU	C	122	-9.339	4.337	-17.353	1.00	64.73	N
ATOM	929	CA	LEU	C	122	-8.176	3.583	-16.899	1.00	58.87	C
ATOM	930	C	LEU	C	122	-7.534	4.420	-15.782	1.00	58.97	C

ATOM	931	O	LEU	C	122	-6.793	5.369	-16.044	1.00	70.51	O
ATOM	932	CB	LEU	C	122	-7.271	3.333	-18.116	1.00	56.66	C
ATOM	933	CG	LEU	C	122	-5.779	3.089	-17.868	1.00	63.33	C
ATOM	934	CD1	LEU	C	122	-5.544	1.987	-16.841	1.00	64.51	C
ATOM	935	CD2	LEU	C	122	-5.063	2.763	-19.179	1.00	61.88	C
ATOM	936	N	GLU	C	123	-7.909	4.107	-14.534	1.00	62.41	N
ATOM	937	CA	GLU	C	123	-7.548	4.884	-13.323	1.00	61.94	C
ATOM	938	C	GLU	C	123	-6.083	4.580	-12.994	1.00	55.42	C
ATOM	939	O	GLU	C	123	-5.566	3.562	-13.434	1.00	56.52	O
ATOM	940	CB	GLU	C	123	-8.455	4.544	-12.126	1.00	61.29	C
ATOM	941	CG	GLU	C	123	-9.943	4.435	-12.439	1.00	66.59	C
ATOM	942	CD	GLU	C	123	-10.851	5.568	-11.968	1.00	74.65	C
ATOM	943	OE1	GLU	C	123	-11.866	5.271	-11.277	1.00	76.25	O
ATOM	944	OE2	GLU	C	123	-10.584	6.736	-12.336	1.00	69.60	O1-
ATOM	945	N	GLY	C	124	-5.423	5.460	-12.233	1.00	55.79	N
ATOM	946	CA	GLY	C	124	-3.982	5.302	-11.942	1.00	56.47	C
ATOM	947	C	GLY	C	124	-3.469	6.275	-10.883	1.00	57.48	C
ATOM	948	O	GLY	C	124	-4.184	7.186	-10.455	1.00	50.87	O
ATOM	949	N	PRO	C	125	-2.215	6.083	-10.404	1.00	64.07	N
ATOM	950	CA	PRO	C	125	-1.598	7.007	-9.452	1.00	63.12	C
ATOM	951	C	PRO	C	125	-0.972	8.217	-10.170	1.00	65.42	C
ATOM	952	O	PRO	C	125	-0.459	8.111	-11.304	1.00	73.12	O
ATOM	953	CB	PRO	C	125	-0.566	6.120	-8.733	1.00	61.59	C
ATOM	954	CG	PRO	C	125	-0.170	5.072	-9.756	1.00	62.23	C
ATOM	955	CD	PRO	C	125	-1.343	4.936	-10.710	1.00	64.74	C
ATOM	956	N	ALA	C	126	-1.027	9.365	-9.499	1.00	58.61	N
ATOM	957	CA	ALA	C	126	-0.718	10.628	-10.109	1.00	56.65	C
ATOM	958	C	ALA	C	126	0.795	10.780	-10.294	1.00	57.68	C
ATOM	959	O	ALA	C	126	1.235	11.557	-11.146	1.00	57.20	O
ATOM	960	CB	ALA	C	126	-1.292	11.738	-9.268	1.00	59.35	C
ATOM	961	N	ASP	C	127	1.585	10.027	-9.518	1.00	56.92	N
ATOM	962	CA	ASP	C	127	3.037	10.199	-9.501	1.00	53.82	C
ATOM	963	C	ASP	C	127	3.742	9.112	-10.321	1.00	50.06	C

ATOM	964	O	ASP	C	127	4.968	9.025	-10.277	1.00	51.00	O
ATOM	965	CB	ASP	C	127	3.584	10.259	-8.069	1.00	61.87	C
ATOM	966	CG	ASP	C	127	3.303	9.035	-7.207	1.00	61.07	C
ATOM	967	OD1	ASP	C	127	2.756	8.049	-7.735	1.00	59.03	O
ATOM	968	OD2	ASP	C	127	3.630	9.091	-6.008	1.00	62.80	O1-
ATOM	969	N	LYS	C	128	3.002	8.306	-11.086	1.00	50.09	N
ATOM	970	CA	LYS	C	128	3.652	7.289	-11.910	1.00	55.54	C
ATOM	971	C	LYS	C	128	2.910	7.143	-13.227	1.00	51.16	C
ATOM	972	O	LYS	C	128	1.674	7.152	-13.247	1.00	49.04	O
ATOM	973	CB	LYS	C	128	3.748	5.951	-11.173	1.00	66.06	C
ATOM	974	CG	LYS	C	128	4.772	5.959	-10.039	1.00	79.01	C
ATOM	975	CD	LYS	C	128	5.147	4.613	-9.457	1.00	84.06	C
ATOM	976	CE	LYS	C	128	6.050	4.761	-8.250	1.00	87.33	C
ATOM	977	NZ	LYS	C	128	6.444	3.446	-7.689	1.00	90.96	N1+
ATOM	978	N	PRO	C	129	3.666	6.986	-14.339	1.00	45.62	N
ATOM	979	CA	PRO	C	129	3.089	6.807	-15.674	1.00	53.58	C
ATOM	980	C	PRO	C	129	2.385	5.455	-15.906	1.00	60.19	C
ATOM	981	O	PRO	C	129	2.599	4.493	-15.150	1.00	56.15	O
ATOM	982	CB	PRO	C	129	4.315	6.864	-16.605	1.00	49.39	C
ATOM	983	CG	PRO	C	129	5.456	6.373	-15.748	1.00	47.34	C
ATOM	984	CD	PRO	C	129	5.135	6.888	-14.356	1.00	47.27	C
ATOM	985	N	PHE	C	130	1.564	5.379	-16.959	1.00	58.73	N
ATOM	986	CA	PHE	C	130	1.082	4.092	-17.424	1.00	58.98	C
ATOM	987	C	PHE	C	130	2.160	3.443	-18.295	1.00	54.08	C
ATOM	988	O	PHE	C	130	2.845	4.125	-19.059	1.00	52.90	O
ATOM	989	CB	PHE	C	130	-0.232	4.225	-18.191	1.00	60.72	C
ATOM	990	CG	PHE	C	130	-1.339	4.853	-17.392	1.00	59.62	C
ATOM	991	CD1	PHE	C	130	-1.531	6.226	-17.417	1.00	57.47	C
ATOM	992	CD2	PHE	C	130	-2.187	4.075	-16.623	1.00	56.24	C
ATOM	993	CE1	PHE	C	130	-2.558	6.805	-16.686	1.00	61.30	C
ATOM	994	CE2	PHE	C	130	-3.213	4.657	-15.895	1.00	58.83	C
ATOM	995	CZ	PHE	C	130	-3.399	6.019	-15.928	1.00	61.51	C
ATOM	996	N	SER	C	131	2.287	2.118	-18.155	1.00	52.36	N

ATOM	997	CA	SER	C	131	3.081	1.255	-19.048	1.00	52.91	C
ATOM	998	C	SER	C	131	2.298	1.001	-20.343	1.00	46.01	C
ATOM	999	O	SER	C	131	1.081	1.177	-20.396	1.00	42.45	O
ATOM	1000	CB	SER	C	131	3.368	-0.045	-18.356	1.00	51.41	C
ATOM	1001	OG	SER	C	131	2.129	-0.625	-17.937	1.00	48.74	O
ATOM	1002	N	MET	C	132	2.983	0.519	-21.373	1.00	50.15	N
ATOM	1003	CA	MET	C	132	2.293	0.103	-22.600	1.00	56.58	C
ATOM	1004	C	MET	C	132	1.372	-1.099	-22.333	1.00	63.23	C
ATOM	1005	O	MET	C	132	0.259	-1.166	-22.901	1.00	60.05	O
ATOM	1006	CB	MET	C	132	3.288	-0.250	-23.707	1.00	55.54	C
ATOM	1007	CG	MET	C	132	3.910	0.985	-24.328	1.00	57.77	C
ATOM	1008	SD	MET	C	132	2.717	2.343	-24.561	1.00	59.11	S
ATOM	1009	CE	MET	C	132	3.705	3.703	-23.941	1.00	59.48	C
ATOM	1010	N	THR	C	133	1.809	-2.027	-21.466	1.00	59.62	N
ATOM	1011	CA	THR	C	133	0.997	-3.225	-21.205	1.00	61.21	C
ATOM	1012	C	THR	C	133	-0.262	-2.779	-20.446	1.00	58.69	C
ATOM	1013	O	THR	C	133	-1.346	-3.310	-20.686	1.00	66.51	O
ATOM	1014	CB	THR	C	133	1.799	-4.386	-20.573	1.00	66.37	C
ATOM	1015	CG2	THR	C	133	3.300	-4.295	-20.781	1.00	65.02	C
ATOM	1016	OG1	THR	C	133	1.511	-4.492	-19.176	1.00	63.79	O
ATOM	1017	N	ASP	C	134	-0.141	-1.775	-19.566	1.00	56.38	N
ATOM	1018	CA	ASP	C	134	-1.320	-1.190	-18.925	1.00	56.21	C
ATOM	1019	C	ASP	C	134	-2.301	-0.717	-20.016	1.00	55.58	C
ATOM	1020	O	ASP	C	134	-3.484	-1.028	-19.950	1.00	56.10	O
ATOM	1021	CB	ASP	C	134	-0.952	-0.090	-17.920	1.00	59.90	C
ATOM	1022	CG	ASP	C	134	-0.473	-0.547	-16.540	1.00	64.08	C
ATOM	1023	OD1	ASP	C	134	-0.840	-1.668	-16.106	1.00	57.81	O
ATOM	1024	OD2	ASP	C	134	0.261	0.242	-15.883	1.00	63.78	O1-
ATOM	1025	N	PHE	C	135	-1.805	-0.002	-21.038	1.00	57.16	N
ATOM	1026	CA	PHE	C	135	-2.660	0.563	-22.114	1.00	57.24	C
ATOM	1027	C	PHE	C	135	-3.283	-0.526	-23.012	1.00	58.23	C
ATOM	1028	O	PHE	C	135	-4.494	-0.510	-23.201	1.00	52.86	O
ATOM	1029	CB	PHE	C	135	-1.876	1.529	-23.007	1.00	60.66	C

ATOM	1030	CG	PHE	C	135	-1.689	2.923	-22.465	1.00	54.36	C
ATOM	1031	CD1	PHE	C	135	-2.774	3.743	-22.220	1.00	54.10	C
ATOM	1032	CD2	PHE	C	135	-0.414	3.430	-22.250	1.00	52.10	C
ATOM	1033	CE1	PHE	C	135	-2.588	5.032	-21.738	1.00	49.59	C
ATOM	1034	CE2	PHE	C	135	-0.234	4.711	-21.763	1.00	46.28	C
ATOM	1035	CZ	PHE	C	135	-1.322	5.513	-21.521	1.00	47.77	C
ATOM	1036	N	LYS	C	136	-2.464	-1.425	-23.596	1.00	59.89	N
ATOM	1037	CA	LYS	C	136	-2.954	-2.589	-24.403	1.00	63.43	C
ATOM	1038	C	LYS	C	136	-4.148	-3.287	-23.732	1.00	59.52	C
ATOM	1039	O	LYS	C	136	-5.206	-3.441	-24.346	1.00	61.19	O
ATOM	1040	CB	LYS	C	136	-1.897	-3.674	-24.630	1.00	65.65	C
ATOM	1041	CG	LYS	C	136	-2.241	-4.628	-25.773	1.00	78.15	C
ATOM	1042	CD	LYS	C	136	-1.867	-6.105	-25.584	1.00	86.67	C
ATOM	1043	CE	LYS	C	136	-0.415	-6.448	-25.870	1.00	86.60	C
ATOM	1044	NZ	LYS	C	136	0.118	-5.733	-27.055	1.00	84.59	N1+
ATOM	1045	N	LYS	C	137	-3.960	-3.709	-22.480	1.00	56.58	N
ATOM	1046	CA	LYS	C	137	-4.943	-4.506	-21.741	1.00	62.84	C
ATOM	1047	C	LYS	C	137	-6.286	-3.771	-21.572	1.00	58.55	C
ATOM	1048	O	LYS	C	137	-7.309	-4.416	-21.448	1.00	69.52	O
ATOM	1049	CB	LYS	C	137	-4.367	-4.908	-20.379	1.00	62.84	C
ATOM	1050	CG	LYS	C	137	-3.474	-6.143	-20.383	1.00	66.53	C
ATOM	1051	CD	LYS	C	137	-3.126	-6.590	-18.969	1.00	76.05	C
ATOM	1052	CE	LYS	C	137	-2.819	-8.066	-18.823	1.00	76.78	C
ATOM	1053	NZ	LYS	C	137	-2.886	-8.479	-17.399	1.00	76.95	N1+
ATOM	1054	N	ALA	C	138	-6.282	-2.433	-21.534	1.00	58.79	N
ATOM	1055	CA	ALA	C	138	-7.493	-1.620	-21.345	1.00	56.09	C
ATOM	1056	C	ALA	C	138	-8.225	-1.391	-22.683	1.00	56.00	C
ATOM	1057	O	ALA	C	138	-9.494	-1.373	-22.742	1.00	48.43	O
ATOM	1058	CB	ALA	C	138	-7.104	-0.319	-20.683	1.00	62.27	C
ATOM	1059	N	ILE	C	139	-7.431	-1.188	-23.749	1.00	57.62	N
ATOM	1060	CA	ILE	C	139	-7.915	-1.144	-25.156	1.00	64.99	C
ATOM	1061	C	ILE	C	139	-8.578	-2.495	-25.496	1.00	59.55	C
ATOM	1062	O	ILE	C	139	-9.718	-2.511	-25.946	1.00	49.49	O

ATOM	1063	CB	ILE	C	139	-6.771	-0.759	-26.138	1.00	64.30	C
ATOM	1064	CG1	ILE	C	139	-6.322	0.693	-25.954	1.00	61.16	C
ATOM	1065	CG2	ILE	C	139	-7.163	-1.003	-27.589	1.00	63.80	C
ATOM	1066	CD1	ILE	C	139	-5.061	1.053	-26.706	1.00	62.61	C
ATOM	1067	N	GLU	C	140	-7.840	-3.599	-25.293	1.00	61.13	N
ATOM	1068	CA	GLU	C	140	-8.348	-5.004	-25.283	1.00	62.87	C
ATOM	1069	C	GLU	C	140	-9.784	-5.085	-24.725	1.00	58.98	C
ATOM	1070	O	GLU	C	140	-10.737	-5.463	-25.426	1.00	49.34	O
ATOM	1071	CB	GLU	C	140	-7.440	-5.861	-24.393	1.00	70.96	C
ATOM	1072	CG	GLU	C	140	-6.239	-6.481	-25.088	1.00	80.10	C
ATOM	1073	CD	GLU	C	140	-6.393	-7.949	-25.447	1.00	87.90	C
ATOM	1074	OE1	GLU	C	140	-7.527	-8.474	-25.344	1.00	97.08	O
ATOM	1075	OE2	GLU	C	140	-5.384	-8.560	-25.840	1.00	93.87	O1-
ATOM	1076	N	GLN	C	141	-9.928	-4.731	-23.442	1.00	54.23	N
ATOM	1077	CA	GLN	C	141	-11.161	-4.904	-22.693	1.00	55.58	C
ATOM	1078	C	GLN	C	141	-12.284	-4.071	-23.322	1.00	53.85	C
ATOM	1079	O	GLN	C	141	-13.392	-4.553	-23.429	1.00	54.21	O
ATOM	1080	CB	GLN	C	141	-10.974	-4.538	-21.215	1.00	57.66	C
ATOM	1081	CG	GLN	C	141	-12.283	-4.553	-20.425	1.00	61.70	C
ATOM	1082	CD	GLN	C	141	-12.141	-4.122	-18.983	1.00	66.16	C
ATOM	1083	NE2	GLN	C	141	-13.281	-3.923	-18.334	1.00	61.80	N
ATOM	1084	OE1	GLN	C	141	-11.037	-3.963	-18.450	1.00	61.49	O
ATOM	1085	N	HIS	C	142	-11.989	-2.824	-23.727	1.00	59.07	N
ATOM	1086	CA	HIS	C	142	-13.042	-1.811	-23.977	1.00	54.52	C
ATOM	1087	C	HIS	C	142	-13.327	-1.628	-25.466	1.00	50.16	C
ATOM	1088	O	HIS	C	142	-14.453	-1.250	-25.831	1.00	53.11	O
ATOM	1089	CB	HIS	C	142	-12.684	-0.510	-23.260	1.00	57.51	C
ATOM	1090	CG	HIS	C	142	-12.888	-0.627	-21.786	1.00	57.24	C
ATOM	1091	CD2	HIS	C	142	-14.019	-0.737	-21.051	1.00	54.91	C
ATOM	1092	ND1	HIS	C	142	-11.833	-0.714	-20.899	1.00	59.03	N
ATOM	1093	CE1	HIS	C	142	-12.305	-0.834	-19.669	1.00	55.53	C
ATOM	1094	NE2	HIS	C	142	-13.648	-0.847	-19.739	1.00	55.59	N
ATOM	1095	N	ARG	C	143	-12.326	-1.934	-26.299	1.00	50.50	N

ATOM	1096	CA	ARG	C	143	-12.434	-1.894	-27.752	1.00	57.22	C
ATOM	1097	C	ARG	C	143	-12.904	-0.496	-28.156	1.00	64.94	C
ATOM	1098	O	ARG	C	143	-13.953	-0.339	-28.774	1.00	70.33	O
ATOM	1099	CB	ARG	C	143	-13.362	-3.019	-28.243	1.00	60.11	C
ATOM	1100	CG	ARG	C	143	-12.784	-4.431	-28.149	1.00	61.49	C
ATOM	1101	CD	ARG	C	143	-11.304	-4.482	-28.510	1.00	61.21	C
ATOM	1102	NE	ARG	C	143	-10.887	-5.616	-29.327	1.00	65.31	N
ATOM	1103	CZ	ARG	C	143	-10.148	-6.625	-28.899	1.00	66.07	C
ATOM	1104	NH1	ARG	C	143	-10.177	-6.978	-27.625	1.00	66.66	N1+
ATOM	1105	NH2	ARG	C	143	-9.352	-7.254	-29.747	1.00	62.02	N
ATOM	1106	N	PRO	C	144	-12.143	0.570	-27.812	1.00	65.96	N
ATOM	1107	CA	PRO	C	144	-12.641	1.940	-27.907	1.00	61.54	C
ATOM	1108	C	PRO	C	144	-12.359	2.621	-29.256	1.00	52.14	C
ATOM	1109	O	PRO	C	144	-11.384	2.293	-29.939	1.00	44.34	O
ATOM	1110	CB	PRO	C	144	-11.830	2.621	-26.790	1.00	65.65	C
ATOM	1111	CG	PRO	C	144	-10.467	1.960	-26.878	1.00	66.39	C
ATOM	1112	CD	PRO	C	144	-10.745	0.539	-27.342	1.00	69.66	C
ATOM	1113	N	LYS	C	145	-13.203	3.602	-29.584	1.00	47.52	N
ATOM	1114	CA	LYS	C	145	-13.096	4.350	-30.815	1.00	46.29	C
ATOM	1115	C	LYS	C	145	-11.907	5.298	-30.710	1.00	47.37	C
ATOM	1116	O	LYS	C	145	-11.037	5.342	-31.629	1.00	48.18	O
ATOM	1117	CB	LYS	C	145	-14.380	5.121	-31.099	1.00	42.71	C
ATOM	1118	CG	LYS	C	145	-14.461	5.708	-32.494	1.00	42.42	C
ATOM	1119	CD	LYS	C	145	-15.691	6.564	-32.645	1.00	42.95	C
ATOM	1120	CE	LYS	C	145	-15.799	7.218	-34.003	1.00	42.57	C
ATOM	1121	NZ	LYS	C	145	-16.949	8.146	-33.979	1.00	46.80	N1+
ATOM	1122	N	CYS	C	146	-11.839	5.991	-29.568	1.00	50.46	N
ATOM	1123	CA	CYS	C	146	-10.686	6.855	-29.261	1.00	55.16	C
ATOM	1124	C	CYS	C	146	-10.122	6.534	-27.872	1.00	50.25	C
ATOM	1125	O	CYS	C	146	-10.884	6.173	-26.962	1.00	49.41	O
ATOM	1126	CB	CYS	C	146	-11.068	8.330	-29.351	1.00	52.46	C
ATOM	1127	SG	CYS	C	146	-11.867	8.797	-30.913	1.00	49.87	S
ATOM	1128	N	LEU	C	147	-8.797	6.697	-27.737	1.00	48.94	N



ATOM	1129	CA	LEU	C	147	-8.073	6.748	-26.448	1.00	52.24	C
ATOM	1130	C	LEU	C	147	-7.520	8.166	-26.240	1.00	57.45	C
ATOM	1131	O	LEU	C	147	-6.867	8.689	-27.145	1.00	52.43	O
ATOM	1132	CB	LEU	C	147	-6.909	5.754	-26.471	1.00	52.06	C
ATOM	1133	CG	LEU	C	147	-5.852	5.968	-25.391	1.00	50.93	C
ATOM	1134	CD1	LEU	C	147	-6.414	5.626	-24.029	1.00	53.32	C
ATOM	1135	CD2	LEU	C	147	-4.612	5.140	-25.658	1.00	55.58	C
ATOM	1136	N	PHE	C	148	-7.728	8.738	-25.038	1.00	61.42	N
ATOM	1137	CA	PHE	C	148	-7.267	10.103	-24.689	1.00	57.89	C
ATOM	1138	C	PHE	C	148	-6.180	10.048	-23.611	1.00	51.38	C
ATOM	1139	O	PHE	C	148	-6.304	9.334	-22.653	1.00	58.97	O
ATOM	1140	CB	PHE	C	148	-8.439	10.981	-24.249	1.00	60.46	C
ATOM	1141	CG	PHE	C	148	-8.039	12.405	-23.962	1.00	64.32	C
ATOM	1142	CD1	PHE	C	148	-7.911	13.322	-24.991	1.00	68.52	C
ATOM	1143	CD2	PHE	C	148	-7.767	12.822	-22.671	1.00	67.79	C
ATOM	1144	CE1	PHE	C	148	-7.528	14.629	-24.735	1.00	68.21	C
ATOM	1145	CE2	PHE	C	148	-7.394	14.131	-22.415	1.00	73.47	C
ATOM	1146	CZ	PHE	C	148	-7.274	15.033	-23.446	1.00	69.56	C
ATOM	1147	N	VAL	C	149	-5.109	10.824	-23.799	1.00	56.75	N
ATOM	1148	CA	VAL	C	149	-3.910	10.800	-22.943	1.00	53.52	C
ATOM	1149	C	VAL	C	149	-3.398	12.236	-22.722	1.00	55.83	C
ATOM	1150	O	VAL	C	149	-3.118	12.946	-23.684	1.00	57.63	O
ATOM	1151	CB	VAL	C	149	-2.801	9.942	-23.578	1.00	55.71	C
ATOM	1152	CG1	VAL	C	149	-1.550	9.905	-22.721	1.00	57.64	C
ATOM	1153	CG2	VAL	C	149	-3.269	8.527	-23.864	1.00	66.22	C
ATOM	1154	N	VAL	C	150	-3.229	12.632	-21.452	1.00	50.75	N
ATOM	1155	CA	VAL	C	150	-2.430	13.794	-21.074	1.00	48.97	C
ATOM	1156	C	VAL	C	150	-0.935	13.449	-21.240	1.00	43.97	C
ATOM	1157	O	VAL	C	150	-0.527	12.470	-20.726	1.00	44.91	O
ATOM	1158	CB	VAL	C	150	-2.757	14.223	-19.628	1.00	46.08	C
ATOM	1159	CG1	VAL	C	150	-1.828	15.321	-19.135	1.00	49.11	C
ATOM	1160	CG2	VAL	C	150	-4.195	14.674	-19.485	1.00	44.89	C
ATOM	1161	N	HIS	C	151	-0.149	14.272	-21.957	1.00	43.65	N

ATOM	1162	CA	HIS	C	151	1.291	14.016	-22.190	1.00	46.19	C
ATOM	1163	C	HIS	C	151	2.085	14.583	-21.021	1.00	48.59	C
ATOM	1164	O	HIS	C	151	2.774	13.851	-20.329	1.00	51.33	O
ATOM	1165	CB	HIS	C	151	1.819	14.600	-23.522	1.00	43.58	C
ATOM	1166	CG	HIS	C	151	3.246	14.265	-23.845	1.00	44.11	C
ATOM	1167	CD2	HIS	C	151	4.055	13.255	-23.440	1.00	46.99	C
ATOM	1168	ND1	HIS	C	151	4.015	15.018	-24.720	1.00	49.26	N
ATOM	1169	CE1	HIS	C	151	5.227	14.484	-24.832	1.00	45.02	C
ATOM	1170	NE2	HIS	C	151	5.281	13.410	-24.049	1.00	43.28	N
ATOM	1171	N	GLY	C	152	1.984	15.904	-20.841	1.00	46.69	N
ATOM	1172	CA	GLY	C	152	2.614	16.589	-19.746	1.00	40.56	C
ATOM	1173	C	GLY	C	152	1.548	17.079	-18.804	1.00	39.83	C
ATOM	1174	O	GLY	C	152	0.697	17.871	-19.208	1.00	43.18	O
ATOM	1175	N	ASP	C	153	1.564	16.581	-17.563	1.00	42.34	N
ATOM	1176	CA	ASP	C	153	0.488	16.882	-16.592	1.00	45.03	C
ATOM	1177	C	ASP	C	153	0.945	18.026	-15.680	1.00	43.06	C
ATOM	1178	O	ASP	C	153	1.904	17.898	-14.930	1.00	45.52	O
ATOM	1179	CB	ASP	C	153	0.093	15.627	-15.819	1.00	41.90	C
ATOM	1180	CG	ASP	C	153	-1.182	15.758	-15.021	1.00	43.85	C
ATOM	1181	OD1	ASP	C	153	-1.454	16.862	-14.532	1.00	50.99	O
ATOM	1182	OD2	ASP	C	153	-1.896	14.744	-14.895	1.00	54.15	O1-
ATOM	1183	N	SER	C	154	0.248	19.155	-15.765	1.00	45.26	N
ATOM	1184	CA	SER	C	154	0.678	20.377	-15.086	1.00	44.91	C
ATOM	1185	C	SER	C	154	0.147	20.415	-13.649	1.00	43.91	C
ATOM	1186	O	SER	C	154	0.420	21.371	-12.909	1.00	45.38	O
ATOM	1187	CB	SER	C	154	0.277	21.615	-15.882	1.00	46.35	C
ATOM	1188	OG	SER	C	154	-1.116	21.657	-16.196	1.00	37.62	O
ATOM	1189	N	SER	C	155	-0.623	19.397	-13.258	1.00	43.28	N
ATOM	1190	CA	SER	C	155	-1.131	19.330	-11.877	1.00	47.62	C
ATOM	1191	C	SER	C	155	-0.214	18.454	-11.013	1.00	44.75	C
ATOM	1192	O	SER	C	155	-0.334	18.519	-9.811	1.00	41.50	O
ATOM	1193	CB	SER	C	155	-2.566	18.854	-11.811	1.00	45.06	C
ATOM	1194	OG	SER	C	155	-2.685	17.578	-12.394	1.00	45.86	O

ATOM	1195	N	SER	C	156	0.707	17.706	-11.649	1.00	41.89	N
ATOM	1196	CA	SER	C	156	1.441	16.604	-11.034	1.00	40.66	C
ATOM	1197	C	SER	C	156	2.955	16.627	-11.328	1.00	43.86	C
ATOM	1198	O	SER	C	156	3.730	16.106	-10.539	1.00	42.81	O
ATOM	1199	CB	SER	C	156	0.820	15.305	-11.476	1.00	39.50	C
ATOM	1200	OG	SER	C	156	1.184	14.967	-12.810	1.00	38.71	O
ATOM	1201	N	GLY	C	157	3.380	17.165	-12.482	1.00	45.22	N
ATOM	1202	CA	GLY	C	157	4.791	17.209	-12.868	1.00	42.55	C
ATOM	1203	C	GLY	C	157	5.251	15.958	-13.595	1.00	43.58	C
ATOM	1204	O	GLY	C	157	6.467	15.758	-13.777	1.00	43.72	O
ATOM	1205	N	LEU	C	158	4.277	15.175	-14.088	1.00	44.83	N
ATOM	1206	CA	LEU	C	158	4.468	13.835	-14.685	1.00	47.89	C
ATOM	1207	C	LEU	C	158	4.418	13.883	-16.220	1.00	50.43	C
ATOM	1208	O	LEU	C	158	3.412	14.328	-16.786	1.00	45.87	O
ATOM	1209	CB	LEU	C	158	3.348	12.910	-14.188	1.00	48.69	C
ATOM	1210	CG	LEU	C	158	3.423	11.460	-14.670	1.00	47.65	C
ATOM	1211	CD1	LEU	C	158	4.428	10.673	-13.851	1.00	48.19	C
ATOM	1212	CD2	LEU	C	158	2.055	10.789	-14.623	1.00	51.81	C
ATOM	1213	N	LEU	C	159	5.457	13.316	-16.859	1.00	48.89	N
ATOM	1214	CA	LEU	C	159	5.533	13.144	-18.312	1.00	48.78	C
ATOM	1215	C	LEU	C	159	5.340	11.666	-18.689	1.00	50.87	C
ATOM	1216	O	LEU	C	159	6.229	10.809	-18.493	1.00	56.03	O
ATOM	1217	CB	LEU	C	159	6.898	13.639	-18.787	1.00	45.77	C
ATOM	1218	CG	LEU	C	159	7.129	13.551	-20.290	1.00	46.47	C
ATOM	1219	CD1	LEU	C	159	6.305	14.603	-21.022	1.00	48.19	C
ATOM	1220	CD2	LEU	C	159	8.611	13.700	-20.628	1.00	43.59	C
ATOM	1221	N	GLN	C	160	4.192	11.393	-19.295	1.00	46.93	N
ATOM	1222	CA	GLN	C	160	3.797	10.080	-19.799	1.00	48.28	C
ATOM	1223	C	GLN	C	160	4.579	9.718	-21.066	1.00	44.54	C
ATOM	1224	O	GLN	C	160	4.457	10.448	-22.037	1.00	46.52	O
ATOM	1225	CB	GLN	C	160	2.296	10.137	-20.095	1.00	46.83	C
ATOM	1226	CG	GLN	C	160	1.753	8.896	-20.772	1.00	50.82	C
ATOM	1227	CD	GLN	C	160	2.021	7.668	-19.941	1.00	50.19	C

ATOM	1228	NE2	GLN	C	160	2.922	6.835	-20.441	1.00	42.94	N
ATOM	1229	OE1	GLN	C	160	1.431	7.477	-18.873	1.00	49.87	O
ATOM	1230	N	PRO	C	161	5.362	8.597	-21.133	1.00	45.15	N
ATOM	1231	CA	PRO	C	161	5.918	8.097	-22.400	1.00	47.57	C
ATOM	1232	C	PRO	C	161	4.839	7.637	-23.389	1.00	45.49	C
ATOM	1233	O	PRO	C	161	3.863	7.054	-22.976	1.00	47.69	O
ATOM	1234	CB	PRO	C	161	6.791	6.882	-22.020	1.00	44.72	C
ATOM	1235	CG	PRO	C	161	7.072	7.097	-20.553	1.00	44.76	C
ATOM	1236	CD	PRO	C	161	5.814	7.763	-20.010	1.00	41.71	C
ATOM	1237	N	LEU	C	162	5.052	7.932	-24.677	1.00	52.67	N
ATOM	1238	CA	LEU	C	162	4.094	7.705	-25.773	1.00	50.61	C
ATOM	1239	C	LEU	C	162	4.640	6.726	-26.827	1.00	51.31	C
ATOM	1240	O	LEU	C	162	3.868	6.266	-27.659	1.00	56.37	O
ATOM	1241	CB	LEU	C	162	3.786	9.056	-26.430	1.00	51.25	C
ATOM	1242	CG	LEU	C	162	3.133	10.103	-25.529	1.00	55.98	C
ATOM	1243	CD1	LEU	C	162	3.142	11.466	-26.207	1.00	59.71	C
ATOM	1244	CD2	LEU	C	162	1.708	9.709	-25.144	1.00	56.44	C
ATOM	1245	N	GLU	C	163	5.946	6.420	-26.829	1.00	49.99	N
ATOM	1246	CA	GLU	C	163	6.514	5.597	-27.896	1.00	55.86	C
ATOM	1247	C	GLU	C	163	5.794	4.243	-27.883	1.00	58.30	C
ATOM	1248	O	GLU	C	163	5.713	3.597	-26.820	1.00	55.46	O
ATOM	1249	CB	GLU	C	163	8.026	5.400	-27.752	1.00	64.43	C
ATOM	1250	CG	GLU	C	163	8.856	6.572	-28.240	1.00	69.42	C
ATOM	1251	CD	GLU	C	163	10.086	6.153	-29.023	1.00	75.30	C
ATOM	1252	OE1	GLU	C	163	9.995	6.114	-30.262	1.00	82.89	O
ATOM	1253	OE2	GLU	C	163	11.121	5.846	-28.392	1.00	77.71	O1-
ATOM	1254	N	GLY	C	164	5.239	3.875	-29.052	1.00	56.33	N
ATOM	1255	CA	GLY	C	164	4.560	2.626	-29.287	1.00	51.12	C
ATOM	1256	C	GLY	C	164	3.047	2.734	-29.221	1.00	50.29	C
ATOM	1257	O	GLY	C	164	2.372	2.127	-30.013	1.00	63.64	O
ATOM	1258	N	LEU	C	165	2.516	3.501	-28.263	1.00	52.59	N
ATOM	1259	CA	LEU	C	165	1.066	3.581	-27.972	1.00	47.74	C
ATOM	1260	C	LEU	C	165	0.220	3.845	-29.226	1.00	47.35	C

ATOM	1261	O	LEU	C	165	-0.948	3.488	-29.237	1.00	46.08	O
ATOM	1262	CB	LEU	C	165	0.841	4.680	-26.931	1.00	46.38	C
ATOM	1263	CG	LEU	C	165	-0.611	4.974	-26.551	1.00	47.82	C
ATOM	1264	CD1	LEU	C	165	-1.353	3.744	-26.045	1.00	46.92	C
ATOM	1265	CD2	LEU	C	165	-0.649	6.064	-25.510	1.00	49.66	C
ATOM	1266	N	GLY	C	166	0.787	4.506	-30.243	1.00	51.89	N
ATOM	1267	CA	GLY	C	166	0.098	4.762	-31.504	1.00	56.77	C
ATOM	1268	C	GLY	C	166	-0.098	3.498	-32.328	1.00	59.18	C
ATOM	1269	O	GLY	C	166	-1.195	3.227	-32.833	1.00	59.10	O
ATOM	1270	N	LYS	C	167	0.988	2.741	-32.494	1.00	66.57	N
ATOM	1271	CA	LYS	C	167	0.952	1.427	-33.143	1.00	67.31	C
ATOM	1272	C	LYS	C	167	-0.107	0.551	-32.461	1.00	61.23	C
ATOM	1273	O	LYS	C	167	-0.941	-0.022	-33.129	1.00	63.00	O
ATOM	1274	CB	LYS	C	167	2.331	0.762	-33.079	1.00	68.23	C
ATOM	1275	CG	LYS	C	167	2.583	-0.345	-34.093	1.00	66.08	C
ATOM	1276	CD	LYS	C	167	4.058	-0.718	-34.232	1.00	67.08	C
ATOM	1277	CE	LYS	C	167	4.878	0.244	-35.079	1.00	70.04	C
ATOM	1278	NZ	LYS	C	167	4.283	0.460	-36.423	1.00	69.63	N1+
ATOM	1279	N	ILE	C	168	-0.064	0.469	-31.128	1.00	54.92	N
ATOM	1280	CA	ILE	C	168	-0.951	-0.418	-30.363	1.00	59.09	C
ATOM	1281	C	ILE	C	168	-2.403	0.016	-30.592	1.00	63.61	C
ATOM	1282	O	ILE	C	168	-3.286	-0.822	-30.726	1.00	68.77	O
ATOM	1283	CB	ILE	C	168	-0.575	-0.456	-28.860	1.00	52.95	C
ATOM	1284	CG1	ILE	C	168	0.654	-1.337	-28.615	1.00	49.78	C
ATOM	1285	CG2	ILE	C	168	-1.749	-0.890	-27.985	1.00	54.21	C
ATOM	1286	CD1	ILE	C	168	1.401	-1.031	-27.343	1.00	50.25	C
ATOM	1287	N	CYS	C	169	-2.631	1.331	-30.631	1.00	66.32	N
ATOM	1288	CA	CYS	C	169	-3.959	1.892	-30.857	1.00	62.70	C
ATOM	1289	C	CYS	C	169	-4.493	1.486	-32.243	1.00	57.55	C
ATOM	1290	O	CYS	C	169	-5.646	1.052	-32.384	1.00	46.52	O
ATOM	1291	CB	CYS	C	169	-3.920	3.407	-30.691	1.00	63.16	C
ATOM	1292	SG	CYS	C	169	-4.071	3.917	-28.959	1.00	58.51	S
ATOM	1293	N	HIS	C	170	-3.651	1.642	-33.267	1.00	56.28	N

ATOM	1294	CA	HIS	C	170	-4.026	1.321	-34.659	1.00	61.50	C
ATOM	1295	C	HIS	C	170	-4.213	-0.195	-34.837	1.00	62.67	C
ATOM	1296	O	HIS	C	170	-5.113	-0.628	-35.585	1.00	57.16	O
ATOM	1297	CB	HIS	C	170	-3.009	1.915	-35.641	1.00	57.68	C
ATOM	1298	CG	HIS	C	170	-2.942	3.403	-35.575	1.00	64.34	C
ATOM	1299	CD2	HIS	C	170	-3.855	4.311	-35.169	1.00	63.39	C
ATOM	1300	ND1	HIS	C	170	-1.818	4.122	-35.950	1.00	64.80	N
ATOM	1301	CE1	HIS	C	170	-2.054	5.405	-35.788	1.00	63.27	C
ATOM	1302	NE2	HIS	C	170	-3.292	5.546	-35.304	1.00	59.99	N
ATOM	1303	N	ASP	C	171	-3.390	-0.995	-34.138	1.00	57.28	N
ATOM	1304	CA	ASP	C	171	-3.567	-2.459	-34.098	1.00	54.80	C
ATOM	1305	C	ASP	C	171	-5.029	-2.762	-33.697	1.00	53.48	C
ATOM	1306	O	ASP	C	171	-5.691	-3.555	-34.377	1.00	57.59	O
ATOM	1307	CB	ASP	C	171	-2.502	-3.141	-33.222	1.00	51.69	C
ATOM	1308	CG	ASP	C	171	-1.083	-3.224	-33.798	1.00	52.01	C
ATOM	1309	OD1	ASP	C	171	-0.901	-2.996	-35.007	1.00	54.81	O
ATOM	1310	OD2	ASP	C	171	-0.141	-3.490	-33.014	1.00	54.84	O1-
ATOM	1311	N	TYR	C	172	-5.564	-2.069	-32.674	1.00	51.77	N
ATOM	1312	CA	TYR	C	172	-6.960	-2.301	-32.161	1.00	51.21	C
ATOM	1313	C	TYR	C	172	-7.997	-1.345	-32.791	1.00	50.56	C
ATOM	1314	O	TYR	C	172	-9.103	-1.186	-32.246	1.00	39.92	O
ATOM	1315	CB	TYR	C	172	-6.966	-2.256	-30.628	1.00	53.18	C
ATOM	1316	CG	TYR	C	172	-6.313	-3.454	-29.977	1.00	56.95	C
ATOM	1317	CD1	TYR	C	172	-4.940	-3.498	-29.745	1.00	55.76	C
ATOM	1318	CD2	TYR	C	172	-7.063	-4.570	-29.625	1.00	56.05	C
ATOM	1319	CE1	TYR	C	172	-4.333	-4.619	-29.199	1.00	59.22	C
ATOM	1320	CE2	TYR	C	172	-6.474	-5.696	-29.069	1.00	58.71	C
ATOM	1321	CZ	TYR	C	172	-5.103	-5.727	-28.859	1.00	64.60	C
ATOM	1322	OH	TYR	C	172	-4.528	-6.832	-28.290	1.00	59.06	O
ATOM	1323	N	ASP	C	173	-7.676	-0.758	-33.962	1.00	56.55	N
ATOM	1324	CA	ASP	C	173	-8.590	0.151	-34.724	1.00	61.52	C
ATOM	1325	C	ASP	C	173	-8.988	1.389	-33.899	1.00	59.42	C
ATOM	1326	O	ASP	C	173	-10.126	1.791	-33.893	1.00	55.39	O

ATOM	1327	CB	ASP	C	173	-9.861	-0.584	-35.163	1.00	63.52	C
ATOM	1328	CG	ASP	C	173	-9.798	-1.194	-36.551	1.00	67.76	C
ATOM	1329	OD1	ASP	C	173	-8.676	-1.346	-37.097	1.00	65.90	O
ATOM	1330	OD2	ASP	C	173	-10.883	-1.527	-37.072	1.00	75.76	O1-
ATOM	1331	N	CYS	C	174	-8.029	2.015	-33.221	1.00	64.67	N
ATOM	1332	CA	CYS	C	174	-8.345	3.040	-32.212	1.00	61.78	C
ATOM	1333	C	CYS	C	174	-7.623	4.340	-32.576	1.00	54.33	C
ATOM	1334	O	CYS	C	174	-6.480	4.276	-33.063	1.00	46.48	O
ATOM	1335	CB	CYS	C	174	-7.940	2.559	-30.822	1.00	59.71	C
ATOM	1336	SG	CYS	C	174	-8.367	3.714	-29.496	1.00	56.91	S
ATOM	1337	N	LEU	C	175	-8.298	5.493	-32.376	1.00	48.97	N
ATOM	1338	CA	LEU	C	175	-7.663	6.834	-32.616	1.00	47.46	C
ATOM	1339	C	LEU	C	175	-6.930	7.255	-31.343	1.00	46.39	C
ATOM	1340	O	LEU	C	175	-7.517	7.110	-30.214	1.00	45.26	O
ATOM	1341	CB	LEU	C	175	-8.722	7.873	-33.009	1.00	47.23	C
ATOM	1342	CG	LEU	C	175	-9.361	7.713	-34.395	1.00	48.86	C
ATOM	1343	CD1	LEU	C	175	-10.282	8.881	-34.688	1.00	53.72	C
ATOM	1344	CD2	LEU	C	175	-8.327	7.582	-35.508	1.00	46.54	C
ATOM	1345	N	LEU	C	176	-5.675	7.728	-31.497	1.00	39.87	N
ATOM	1346	CA	LEU	C	176	-4.866	8.207	-30.323	1.00	43.62	C
ATOM	1347	C	LEU	C	176	-4.872	9.746	-30.246	1.00	46.85	C
ATOM	1348	O	LEU	C	176	-4.479	10.433	-31.211	1.00	46.39	O
ATOM	1349	CB	LEU	C	176	-3.438	7.668	-30.426	1.00	43.59	C
ATOM	1350	CG	LEU	C	176	-2.434	8.250	-29.427	1.00	43.54	C
ATOM	1351	CD1	LEU	C	176	-2.860	7.976	-27.992	1.00	44.04	C
ATOM	1352	CD2	LEU	C	176	-1.030	7.714	-29.683	1.00	40.68	C
ATOM	1353	N	LEU	C	177	-5.291	10.259	-29.083	1.00	45.60	N
ATOM	1354	CA	LEU	C	177	-5.483	11.694	-28.782	1.00	45.22	C
ATOM	1355	C	LEU	C	177	-4.579	12.121	-27.618	1.00	48.05	C
ATOM	1356	O	LEU	C	177	-4.575	11.466	-26.563	1.00	45.67	O
ATOM	1357	CB	LEU	C	177	-6.945	11.900	-28.399	1.00	42.31	C
ATOM	1358	CG	LEU	C	177	-7.947	11.393	-29.439	1.00	45.34	C
ATOM	1359	CD1	LEU	C	177	-9.388	11.780	-29.070	1.00	39.03	C

ATOM	1360	CD2	LEU	C	177	-7.573	11.899	-30.830	1.00	46.44	C
ATOM	1361	N	VAL	C	178	-3.852	13.234	-27.795	1.00	43.64	N
ATOM	1362	CA	VAL	C	178	-2.853	13.653	-26.816	1.00	44.58	C
ATOM	1363	C	VAL	C	178	-3.054	15.136	-26.444	1.00	47.08	C
ATOM	1364	O	VAL	C	178	-3.040	16.031	-27.306	1.00	44.06	O
ATOM	1365	CB	VAL	C	178	-1.424	13.403	-27.341	1.00	46.11	C
ATOM	1366	CG1	VAL	C	178	-0.366	13.836	-26.335	1.00	46.02	C
ATOM	1367	CG2	VAL	C	178	-1.197	11.959	-27.770	1.00	47.03	C
ATOM	1368	N	ASP	C	179	-3.211	15.394	-25.138	1.00	49.56	N
ATOM	1369	CA	ASP	C	179	-3.058	16.730	-24.568	1.00	45.61	C
ATOM	1370	C	ASP	C	179	-1.564	16.998	-24.454	1.00	45.55	C
ATOM	1371	O	ASP	C	179	-0.834	16.208	-23.847	1.00	46.58	O
ATOM	1372	CB	ASP	C	179	-3.702	16.892	-23.192	1.00	42.56	C
ATOM	1373	CG	ASP	C	179	-3.471	18.276	-22.604	1.00	44.29	C
ATOM	1374	OD1	ASP	C	179	-2.298	18.694	-22.560	1.00	40.94	O
ATOM	1375	OD2	ASP	C	179	-4.468	18.937	-22.217	1.00	44.47	O1-
ATOM	1376	N	ALA	C	180	-1.119	18.078	-25.097	1.00	42.86	N
ATOM	1377	CA	ALA	C	180	0.298	18.372	-25.145	1.00	41.29	C
ATOM	1378	C	ALA	C	180	0.534	19.857	-24.808	1.00	38.91	C
ATOM	1379	O	ALA	C	180	1.598	20.404	-25.118	1.00	38.99	O
ATOM	1380	CB	ALA	C	180	0.864	17.958	-26.482	1.00	36.65	C
ATOM	1381	N	VAL	C	181	-0.408	20.438	-24.057	1.00	34.77	N
ATOM	1382	CA	VAL	C	181	-0.403	21.834	-23.666	1.00	40.46	C
ATOM	1383	C	VAL	C	181	0.905	22.167	-22.932	1.00	42.65	C
ATOM	1384	O	VAL	C	181	1.627	23.101	-23.344	1.00	50.53	O
ATOM	1385	CB	VAL	C	181	-1.631	22.165	-22.798	1.00	42.15	C
ATOM	1386	CG1	VAL	C	181	-1.499	23.528	-22.144	1.00	43.91	C
ATOM	1387	CG2	VAL	C	181	-2.932	22.070	-23.575	1.00	38.24	C
ATOM	1388	N	ALA	C	182	1.219	21.377	-21.893	1.00	43.41	N
ATOM	1389	CA	ALA	C	182	2.365	21.620	-21.012	1.00	43.04	C
ATOM	1390	C	ALA	C	182	3.673	20.999	-21.548	1.00	43.38	C
ATOM	1391	O	ALA	C	182	4.783	21.426	-21.111	1.00	44.46	O
ATOM	1392	CB	ALA	C	182	2.049	21.129	-19.620	1.00	43.10	C



ATOM	1393	N	SER	C	183	3.584	20.049	-22.494	1.00	42.41	N
ATOM	1394	CA	SER	C	183	4.794	19.291	-22.975	1.00	44.77	C
ATOM	1395	C	SER	C	183	5.443	19.919	-24.226	1.00	40.47	C
ATOM	1396	O	SER	C	183	6.679	19.949	-24.347	1.00	41.88	O
ATOM	1397	CB	SER	C	183	4.493	17.813	-23.186	1.00	47.01	C
ATOM	1398	OG	SER	C	183	3.461	17.604	-24.142	1.00	50.96	O
ATOM	1399	N	LEU	C	184	4.653	20.402	-25.184	1.00	38.46	N
ATOM	1400	CA	LEU	C	184	5.258	20.760	-26.467	1.00	40.82	C
ATOM	1401	C	LEU	C	184	6.272	21.896	-26.286	1.00	43.22	C
ATOM	1402	O	LEU	C	184	5.948	22.915	-25.659	1.00	51.10	O
ATOM	1403	CB	LEU	C	184	4.186	21.179	-27.461	1.00	39.75	C
ATOM	1404	CG	LEU	C	184	4.604	21.004	-28.909	1.00	40.71	C
ATOM	1405	CD1	LEU	C	184	4.624	19.536	-29.250	1.00	43.67	C
ATOM	1406	CD2	LEU	C	184	3.661	21.742	-29.844	1.00	43.72	C
ATOM	1407	N	CYS	C	185	7.465	21.685	-26.862	1.00	41.47	N
ATOM	1408	CA	CYS	C	185	8.629	22.588	-26.935	1.00	43.38	C
ATOM	1409	C	CYS	C	185	9.458	22.530	-25.646	1.00	43.30	C
ATOM	1410	O	CYS	C	185	10.441	23.265	-25.495	1.00	49.60	O
ATOM	1411	CB	CYS	C	185	8.254	24.030	-27.263	1.00	46.86	C
ATOM	1412	SG	CYS	C	185	7.440	24.227	-28.870	1.00	48.84	S
ATOM	1413	N	GLY	C	186	9.068	21.647	-24.720	1.00	49.12	N
ATOM	1414	CA	GLY	C	186	9.864	21.343	-23.524	1.00	49.56	C
ATOM	1415	C	GLY	C	186	10.584	20.002	-23.629	1.00	48.13	C
ATOM	1416	O	GLY	C	186	11.650	19.821	-23.017	1.00	43.21	O
ATOM	1417	N	VAL	C	187	9.979	19.069	-24.384	1.00	47.60	N
ATOM	1418	CA	VAL	C	187	10.476	17.719	-24.588	1.00	45.87	C
ATOM	1419	C	VAL	C	187	10.356	17.345	-26.058	1.00	46.27	C
ATOM	1420	O	VAL	C	187	9.558	17.905	-26.801	1.00	43.71	O
ATOM	1421	CB	VAL	C	187	9.700	16.709	-23.727	1.00	49.31	C
ATOM	1422	CG1	VAL	C	187	9.862	17.010	-22.245	1.00	53.73	C
ATOM	1423	CG2	VAL	C	187	8.230	16.640	-24.099	1.00	47.77	C
ATOM	1424	N	PRO	C	188	11.123	16.332	-26.515	1.00	50.90	N
ATOM	1425	CA	PRO	C	188	10.905	15.768	-27.842	1.00	45.82	C

ATOM	1426	C	PRO	C 188	9.422	15.440	-28.040	1.00	44.58	C
ATOM	1427	O	PRO	C 188	8.770	15.000	-27.113	1.00	46.53	O
ATOM	1428	CB	PRO	C 188	11.780	14.515	-27.815	1.00	45.18	C
ATOM	1429	CG	PRO	C 188	12.921	14.905	-26.900	1.00	44.14	C
ATOM	1430	CD	PRO	C 188	12.231	15.673	-25.791	1.00	45.23	C
ATOM	1431	N	PHE	C 189	8.906	15.736	-29.235	1.00	48.76	N
ATOM	1432	CA	PHE	C 189	7.585	15.291	-29.676	1.00	47.88	C
ATOM	1433	C	PHE	C 189	7.586	15.082	-31.189	1.00	51.62	C
ATOM	1434	O	PHE	C 189	8.162	15.886	-31.936	1.00	51.57	O
ATOM	1435	CB	PHE	C 189	6.540	16.325	-29.303	1.00	42.26	C
ATOM	1436	CG	PHE	C 189	5.121	15.885	-29.500	1.00	41.28	C
ATOM	1437	CD1	PHE	C 189	4.487	16.080	-30.712	1.00	40.37	C
ATOM	1438	CD2	PHE	C 189	4.389	15.371	-28.441	1.00	42.55	C
ATOM	1439	CE1	PHE	C 189	3.151	15.756	-30.860	1.00	39.44	C
ATOM	1440	CE2	PHE	C 189	3.056	15.024	-28.593	1.00	38.99	C
ATOM	1441	CZ	PHE	C 189	2.443	15.214	-29.803	1.00	40.45	C
ATOM	1442	N	TYR	C 190	6.967	13.979	-31.618	1.00	53.02	N
ATOM	1443	CA	TYR	C 190	6.974	13.542	-33.016	1.00	50.02	C
ATOM	1444	C	TYR	C 190	5.563	13.063	-33.374	1.00	48.74	C
ATOM	1445	O	TYR	C 190	5.277	11.879	-33.316	1.00	55.15	O
ATOM	1446	CB	TYR	C 190	8.011	12.436	-33.256	1.00	47.32	C
ATOM	1447	CG	TYR	C 190	9.444	12.742	-32.878	1.00	44.13	C
ATOM	1448	CD1	TYR	C 190	9.882	12.603	-31.565	1.00	44.34	C
ATOM	1449	CD2	TYR	C 190	10.382	13.113	-33.831	1.00	40.46	C
ATOM	1450	CE1	TYR	C 190	11.197	12.869	-31.206	1.00	45.11	C
ATOM	1451	CE2	TYR	C 190	11.703	13.379	-33.492	1.00	43.61	C
ATOM	1452	CZ	TYR	C 190	12.117	13.245	-32.173	1.00	45.93	C
ATOM	1453	OH	TYR	C 190	13.417	13.473	-31.814	1.00	44.87	O
ATOM	1454	N	MET	C 191	4.673	13.992	-33.730	1.00	44.03	N
ATOM	1455	CA	MET	C 191	3.281	13.626	-33.898	1.00	45.10	C
ATOM	1456	C	MET	C 191	3.147	12.444	-34.866	1.00	44.35	C
ATOM	1457	O	MET	C 191	2.465	11.475	-34.550	1.00	44.48	O
ATOM	1458	CB	MET	C 191	2.407	14.769	-34.411	1.00	43.22	C

ATOM	1459	CG	MET	C	191	0.919	14.470	-34.293	1.00	42.32	C
ATOM	1460	SD	MET	C	191	-0.012	15.592	-35.339	1.00	42.01	S
ATOM	1461	CE	MET	C	191	-1.707	15.127	-34.977	1.00	37.45	C
ATOM	1462	N	ASP	C	192	3.803	12.533	-36.022	1.00	49.71	N
ATOM	1463	CA	ASP	C	192	3.613	11.559	-37.121	1.00	48.52	C
ATOM	1464	C	ASP	C	192	4.238	10.206	-36.742	1.00	44.08	C
ATOM	1465	O	ASP	C	192	3.521	9.211	-36.697	1.00	42.42	O
ATOM	1466	CB	ASP	C	192	4.073	12.161	-38.450	1.00	46.38	C
ATOM	1467	CG	ASP	C	192	2.982	13.015	-39.097	1.00	50.48	C
ATOM	1468	OD1	ASP	C	192	1.859	13.107	-38.520	1.00	48.38	O
ATOM	1469	OD2	ASP	C	192	3.242	13.566	-40.180	1.00	51.77	O1-
ATOM	1470	N	LYS	C	193	5.525	10.211	-36.382	1.00	43.39	N
ATOM	1471	CA	LYS	C	193	6.305	9.016	-36.052	1.00	44.65	C
ATOM	1472	C	LYS	C	193	5.795	8.330	-34.777	1.00	45.32	C
ATOM	1473	O	LYS	C	193	5.993	7.141	-34.649	1.00	44.47	O
ATOM	1474	CB	LYS	C	193	7.795	9.360	-35.954	1.00	47.06	C
ATOM	1475	CG	LYS	C	193	8.371	9.898	-37.262	1.00	51.80	C
ATOM	1476	CD	LYS	C	193	9.861	9.790	-37.400	1.00	53.65	C
ATOM	1477	CE	LYS	C	193	10.349	10.364	-38.711	1.00	61.54	C
ATOM	1478	NZ	LYS	C	193	11.599	11.149	-38.537	1.00	66.96	N1+
ATOM	1479	N	TRP	C	194	5.090	9.043	-33.885	1.00	44.33	N
ATOM	1480	CA	TRP	C	194	4.408	8.390	-32.757	1.00	44.02	C
ATOM	1481	C	TRP	C	194	2.945	8.066	-33.100	1.00	47.14	C
ATOM	1482	O	TRP	C	194	2.112	7.829	-32.212	1.00	44.36	O
ATOM	1483	CB	TRP	C	194	4.517	9.230	-31.491	1.00	43.64	C
ATOM	1484	CG	TRP	C	194	5.919	9.405	-30.990	1.00	47.39	C
ATOM	1485	CD1	TRP	C	194	7.041	8.750	-31.406	1.00	49.03	C
ATOM	1486	CD2	TRP	C	194	6.347	10.309	-29.952	1.00	49.45	C
ATOM	1487	CE2	TRP	C	194	7.744	10.139	-29.803	1.00	52.45	C
ATOM	1488	CE3	TRP	C	194	5.694	11.252	-29.148	1.00	49.00	C
ATOM	1489	NE1	TRP	C	194	8.140	9.187	-30.708	1.00	53.43	N
ATOM	1490	CZ2	TRP	C	194	8.487	10.867	-28.872	1.00	48.95	C
ATOM	1491	CZ3	TRP	C	194	6.433	11.981	-28.235	1.00	50.75	C

ATOM	1492	CH2	TRP	C	194	7.814	11.800	-28.110	1.00	47.48	C
ATOM	1493	N	GLU	C	195	2.641	8.006	-34.400	1.00	50.64	N
ATOM	1494	CA	GLU	C	195	1.323	7.643	-34.906	1.00	50.76	C
ATOM	1495	C	GLU	C	195	0.237	8.204	-33.985	1.00	46.71	C
ATOM	1496	O	GLU	C	195	-0.536	7.457	-33.401	1.00	52.92	O
ATOM	1497	CB	GLU	C	195	1.253	6.120	-35.040	1.00	53.95	C
ATOM	1498	CG	GLU	C	195	2.130	5.557	-36.154	1.00	54.74	C
ATOM	1499	CD	GLU	C	195	2.061	4.040	-36.271	1.00	61.14	C
ATOM	1500	OE1	GLU	C	195	0.936	3.521	-36.434	1.00	58.70	O
ATOM	1501	OE2	GLU	C	195	3.123	3.374	-36.167	1.00	64.15	O1-
ATOM	1502	N	ILE	C	196	0.198	9.536	-33.873	1.00	45.21	N
ATOM	1503	CA	ILE	C	196	-0.810	10.250	-33.108	1.00	46.97	C
ATOM	1504	C	ILE	C	196	-1.822	10.829	-34.110	1.00	49.12	C
ATOM	1505	O	ILE	C	196	-1.399	11.304	-35.187	1.00	44.40	O
ATOM	1506	CB	ILE	C	196	-0.158	11.340	-32.225	1.00	47.54	C
ATOM	1507	CG1	ILE	C	196	0.717	10.723	-31.138	1.00	46.10	C
ATOM	1508	CG2	ILE	C	196	-1.194	12.280	-31.612	1.00	49.93	C
ATOM	1509	CD1	ILE	C	196	1.656	11.702	-30.490	1.00	45.89	C
ATOM	1510	N	ASP	C	197	-3.117	10.835	-33.723	1.00	46.66	N
ATOM	1511	CA	ASP	C	197	-4.244	11.197	-34.615	1.00	52.30	C
ATOM	1512	C	ASP	C	197	-4.837	12.572	-34.285	1.00	62.14	C
ATOM	1513	O	ASP	C	197	-5.486	13.177	-35.147	1.00	65.06	O
ATOM	1514	CB	ASP	C	197	-5.352	10.139	-34.568	1.00	49.64	C
ATOM	1515	CG	ASP	C	197	-4.893	8.826	-35.182	1.00	48.85	C
ATOM	1516	OD1	ASP	C	197	-4.363	8.873	-36.332	1.00	40.27	O
ATOM	1517	OD2	ASP	C	197	-4.997	7.782	-34.477	1.00	46.22	O1-
ATOM	1518	N	GLY	C	198	-4.638	13.044	-33.047	1.00	64.88	N
ATOM	1519	CA	GLY	C	198	-5.258	14.261	-32.547	1.00	62.27	C
ATOM	1520	C	GLY	C	198	-4.455	14.859	-31.411	1.00	57.00	C
ATOM	1521	O	GLY	C	198	-4.092	14.150	-30.452	1.00	51.35	O
ATOM	1522	N	VAL	C	199	-4.186	16.163	-31.532	1.00	52.30	N
ATOM	1523	CA	VAL	C	199	-3.326	16.861	-30.608	1.00	51.34	C
ATOM	1524	C	VAL	C	199	-3.630	18.371	-30.605	1.00	52.84	C

ATOM	1525	O	VAL	C	199	-4.068	18.961	-31.599	1.00	52.50	O
ATOM	1526	CB	VAL	C	199	-1.862	16.579	-30.972	1.00	52.97	C
ATOM	1527	CG1	VAL	C	199	-1.487	17.224	-32.297	1.00	52.22	C
ATOM	1528	CG2	VAL	C	199	-0.917	17.002	-29.854	1.00	54.11	C
ATOM	1529	N	TYR	C	200	-3.394	18.995	-29.449	1.00	49.67	N
ATOM	1530	CA	TYR	C	200	-3.509	20.436	-29.281	1.00	44.53	C
ATOM	1531	C	TYR	C	200	-2.404	20.872	-28.311	1.00	43.24	C
ATOM	1532	O	TYR	C	200	-1.856	20.018	-27.609	1.00	42.41	O
ATOM	1533	CB	TYR	C	200	-4.926	20.801	-28.823	1.00	42.23	C
ATOM	1534	CG	TYR	C	200	-5.348	20.192	-27.505	1.00	47.60	C
ATOM	1535	CD1	TYR	C	200	-5.656	18.840	-27.386	1.00	46.95	C
ATOM	1536	CD2	TYR	C	200	-5.441	20.965	-26.360	1.00	44.88	C
ATOM	1537	CE1	TYR	C	200	-6.032	18.274	-26.172	1.00	44.59	C
ATOM	1538	CE2	TYR	C	200	-5.836	20.418	-25.146	1.00	47.84	C
ATOM	1539	CZ	TYR	C	200	-6.124	19.065	-25.038	1.00	46.69	C
ATOM	1540	OH	TYR	C	200	-6.481	18.541	-23.823	1.00	40.41	O
ATOM	1541	N	THR	C	201	-2.062	22.171	-28.321	1.00	40.37	N
ATOM	1542	CA	THR	C	201	-1.286	22.804	-27.243	1.00	42.88	C
ATOM	1543	C	THR	C	201	-1.958	24.125	-26.834	1.00	39.25	C
ATOM	1544	O	THR	C	201	-3.050	24.444	-27.266	1.00	34.96	O
ATOM	1545	CB	THR	C	201	0.197	22.968	-27.614	1.00	46.92	C
ATOM	1546	CG2	THR	C	201	0.403	23.884	-28.805	1.00	44.37	C
ATOM	1547	OG1	THR	C	201	0.903	23.473	-26.470	1.00	47.58	O
ATOM	1548	N	GLY	C	202	-1.315	24.836	-25.909	1.00	39.97	N
ATOM	1549	CA	GLY	C	202	-1.750	26.164	-25.440	1.00	42.08	C
ATOM	1550	C	GLY	C	202	-0.716	27.237	-25.763	1.00	41.98	C
ATOM	1551	O	GLY	C	202	0.497	26.994	-25.839	1.00	43.94	O
ATOM	1552	N	SER	C	203	-1.202	28.454	-25.971	1.00	43.07	N
ATOM	1553	CA	SER	C	203	-0.326	29.567	-26.319	1.00	38.85	C
ATOM	1554	C	SER	C	203	0.513	29.964	-25.108	1.00	35.18	C
ATOM	1555	O	SER	C	203	1.696	30.187	-25.274	1.00	41.19	O
ATOM	1556	CB	SER	C	203	-1.109	30.746	-26.854	1.00	34.86	C
ATOM	1557	OG	SER	C	203	-2.258	30.967	-26.055	1.00	32.64	O

ATOM	1558	N	GLN	C	204	-0.103	29.992	-23.910	1.00	36.99	N
ATOM	1559	CA	GLN	C	204	0.469	30.630	-22.713	1.00	36.49	C
ATOM	1560	C	GLN	C	204	1.366	29.676	-21.909	1.00	36.22	C
ATOM	1561	O	GLN	C	204	1.774	30.012	-20.798	1.00	38.58	O
ATOM	1562	CB	GLN	C	204	-0.638	31.246	-21.849	1.00	37.88	C
ATOM	1563	CG	GLN	C	204	-1.367	30.284	-20.923	1.00	39.26	C
ATOM	1564	CD	GLN	C	204	-2.492	29.532	-21.599	1.00	45.74	C
ATOM	1565	NE2	GLN	C	204	-3.409	28.983	-20.794	1.00	34.58	N
ATOM	1566	OE1	GLN	C	204	-2.523	29.434	-22.833	1.00	47.60	O
ATOM	1567	N	LYS	C	205	1.721	28.507	-22.449	1.00	38.29	N
ATOM	1568	CA	LYS	C	205	2.556	27.571	-21.684	1.00	37.16	C
ATOM	1569	C	LYS	C	205	3.978	27.715	-22.240	1.00	40.95	C
ATOM	1570	O	LYS	C	205	4.560	28.834	-22.177	1.00	43.89	O
ATOM	1571	CB	LYS	C	205	1.887	26.192	-21.625	1.00	37.05	C
ATOM	1572	CG	LYS	C	205	0.464	26.195	-21.052	1.00	38.93	C
ATOM	1573	CD	LYS	C	205	0.319	25.845	-19.577	1.00	42.98	C
ATOM	1574	CE	LYS	C	205	-0.935	26.404	-18.920	1.00	46.32	C
ATOM	1575	NZ	LYS	C	205	-1.980	25.383	-18.670	1.00	50.33	N1+
ATOM	1576	N	VAL	C	206	4.562	26.659	-22.812	1.00	40.77	N
ATOM	1577	CA	VAL	C	206	5.982	26.749	-23.124	1.00	39.26	C
ATOM	1578	C	VAL	C	206	6.242	27.796	-24.227	1.00	40.88	C
ATOM	1579	O	VAL	C	206	7.298	28.395	-24.238	1.00	46.21	O
ATOM	1580	CB	VAL	C	206	6.566	25.373	-23.470	1.00	43.30	C
ATOM	1581	CG1	VAL	C	206	8.063	25.451	-23.699	1.00	43.03	C
ATOM	1582	CG2	VAL	C	206	6.241	24.335	-22.409	1.00	47.85	C
ATOM	1583	N	LEU	C	207	5.304	28.016	-25.159	1.00	42.42	N
ATOM	1584	CA	LEU	C	207	5.532	28.937	-26.328	1.00	42.55	C
ATOM	1585	C	LEU	C	207	5.811	30.382	-25.888	1.00	41.87	C
ATOM	1586	O	LEU	C	207	6.460	31.138	-26.633	1.00	43.32	O
ATOM	1587	CB	LEU	C	207	4.325	28.908	-27.284	1.00	44.33	C
ATOM	1588	CG	LEU	C	207	4.320	27.748	-28.282	1.00	42.81	C
ATOM	1589	CD1	LEU	C	207	2.943	27.528	-28.865	1.00	40.99	C
ATOM	1590	CD2	LEU	C	207	5.351	27.972	-29.379	1.00	43.14	C

ATOM	1591	N	GLY	C	208	5.301	30.775	-24.714	1.00	40.18	N
ATOM	1592	CA	GLY	C	208	5.475	32.128	-24.205	1.00	37.64	C
ATOM	1593	C	GLY	C	208	4.686	33.136	-25.020	1.00	34.48	C
ATOM	1594	O	GLY	C	208	5.266	34.068	-25.475	1.00	29.39	O
ATOM	1595	N	ALA	C	209	3.371	32.876	-25.184	1.00	32.93	N
ATOM	1596	CA	ALA	C	209	2.458	33.611	-26.059	1.00	34.27	C
ATOM	1597	C	ALA	C	209	1.152	33.908	-25.331	1.00	34.03	C
ATOM	1598	O	ALA	C	209	0.768	33.174	-24.447	1.00	37.53	O
ATOM	1599	CB	ALA	C	209	2.177	32.836	-27.318	1.00	35.68	C
ATOM	1600	N	PRO	C	210	0.443	35.013	-25.642	1.00	36.06	N
ATOM	1601	CA	PRO	C	210	-0.743	35.384	-24.876	1.00	38.79	C
ATOM	1602	C	PRO	C	210	-1.806	34.298	-24.960	1.00	33.34	C
ATOM	1603	O	PRO	C	210	-1.927	33.637	-25.971	1.00	36.61	O
ATOM	1604	CB	PRO	C	210	-1.232	36.691	-25.522	1.00	39.52	C
ATOM	1605	CG	PRO	C	210	0.020	37.214	-26.220	1.00	41.08	C
ATOM	1606	CD	PRO	C	210	0.754	35.980	-26.703	1.00	37.68	C
ATOM	1607	N	PRO	C	211	-2.585	34.057	-23.894	1.00	35.84	N
ATOM	1608	CA	PRO	C	211	-3.669	33.079	-23.959	1.00	38.55	C
ATOM	1609	C	PRO	C	211	-4.774	33.531	-24.923	1.00	36.60	C
ATOM	1610	O	PRO	C	211	-4.900	34.719	-25.199	1.00	40.44	O
ATOM	1611	CB	PRO	C	211	-4.146	32.996	-22.499	1.00	37.17	C
ATOM	1612	CG	PRO	C	211	-3.774	34.332	-21.897	1.00	32.65	C
ATOM	1613	CD	PRO	C	211	-2.466	34.682	-22.565	1.00	35.66	C
ATOM	1614	N	GLY	C	212	-5.498	32.563	-25.478	1.00	35.45	N
ATOM	1615	CA	GLY	C	212	-6.726	32.850	-26.210	1.00	37.04	C
ATOM	1616	C	GLY	C	212	-6.828	32.192	-27.571	1.00	32.73	C
ATOM	1617	O	GLY	C	212	-7.851	32.338	-28.235	1.00	35.32	O
ATOM	1618	N	ILE	C	213	-5.792	31.466	-27.982	1.00	32.34	N
ATOM	1619	CA	ILE	C	213	-5.700	30.912	-29.341	1.00	33.72	C
ATOM	1620	C	ILE	C	213	-4.971	29.560	-29.243	1.00	33.63	C
ATOM	1621	O	ILE	C	213	-3.856	29.490	-28.730	1.00	38.32	O
ATOM	1622	CB	ILE	C	213	-5.011	31.920	-30.289	1.00	30.26	C
ATOM	1623	CG1	ILE	C	213	-4.791	31.395	-31.714	1.00	31.10	C

ATOM	1624	CG2	ILE	C	213	-3.687	32.352	-29.694	1.00	30.55	C
ATOM	1625	CD1	ILE	C	213	-6.015	31.376	-32.592	1.00	30.49	C
ATOM	1626	N	THR	C	214	-5.611	28.494	-29.735	1.00	34.56	N
ATOM	1627	CA	THR	C	214	-5.209	27.109	-29.404	1.00	36.07	C
ATOM	1628	C	THR	C	214	-4.886	26.325	-30.673	1.00	34.70	C
ATOM	1629	O	THR	C	214	-5.780	25.944	-31.416	1.00	39.13	O
ATOM	1630	CB	THR	C	214	-6.306	26.417	-28.577	1.00	35.65	C
ATOM	1631	CG2	THR	C	214	-5.957	24.971	-28.297	1.00	34.86	C
ATOM	1632	OG1	THR	C	214	-6.544	27.108	-27.339	1.00	34.41	O
ATOM	1633	N	PRO	C	215	-3.609	26.065	-30.988	1.00	34.53	N
ATOM	1634	CA	PRO	C	215	-3.254	25.164	-32.085	1.00	39.34	C
ATOM	1635	C	PRO	C	215	-3.833	23.744	-31.935	1.00	41.46	C
ATOM	1636	O	PRO	C	215	-3.929	23.259	-30.826	1.00	39.51	O
ATOM	1637	CB	PRO	C	215	-1.723	25.077	-32.010	1.00	37.33	C
ATOM	1638	CG	PRO	C	215	-1.329	26.365	-31.336	1.00	37.17	C
ATOM	1639	CD	PRO	C	215	-2.435	26.642	-30.335	1.00	37.06	C
ATOM	1640	N	ILE	C	216	-4.175	23.107	-33.067	1.00	41.36	N
ATOM	1641	CA	ILE	C	216	-4.758	21.772	-33.118	1.00	38.83	C
ATOM	1642	C	ILE	C	216	-4.399	21.141	-34.468	1.00	41.75	C
ATOM	1643	O	ILE	C	216	-4.236	21.845	-35.485	1.00	43.86	O
ATOM	1644	CB	ILE	C	216	-6.282	21.841	-32.877	1.00	40.42	C
ATOM	1645	CG1	ILE	C	216	-6.906	20.450	-32.720	1.00	43.55	C
ATOM	1646	CG2	ILE	C	216	-6.991	22.636	-33.965	1.00	40.81	C
ATOM	1647	CD1	ILE	C	216	-8.359	20.467	-32.314	1.00	41.64	C
ATOM	1648	N	SER	C	217	-4.285	19.807	-34.490	1.00	45.12	N
ATOM	1649	CA	SER	C	217	-3.925	19.062	-35.714	1.00	42.98	C
ATOM	1650	C	SER	C	217	-4.470	17.641	-35.646	1.00	45.94	C
ATOM	1651	O	SER	C	217	-4.440	17.031	-34.572	1.00	46.40	O
ATOM	1652	CB	SER	C	217	-2.453	19.045	-35.947	1.00	43.17	C
ATOM	1653	OG	SER	C	217	-2.160	18.379	-37.165	1.00	46.40	O
ATOM	1654	N	ILE	C	218	-4.986	17.152	-36.789	1.00	47.57	N
ATOM	1655	CA	ILE	C	218	-5.531	15.807	-36.890	1.00	47.73	C
ATOM	1656	C	ILE	C	218	-4.998	15.083	-38.141	1.00	53.15	C



ATOM	1657	O	ILE	C	218	-4.723	15.669	-39.166	1.00	57.49	O
ATOM	1658	CB	ILE	C	218	-7.066	15.833	-36.852	1.00	46.73	C
ATOM	1659	CG1	ILE	C	218	-7.665	16.513	-38.080	1.00	46.99	C
ATOM	1660	CG2	ILE	C	218	-7.582	16.443	-35.555	1.00	47.00	C
ATOM	1661	CD1	ILE	C	218	-9.146	16.258	-38.222	1.00	44.54	C
ATOM	1662	N	SER	C	219	-4.878	13.760	-38.025	1.00	56.13	N
ATOM	1663	CA	SER	C	219	-4.368	12.859	-39.076	1.00	52.11	C
ATOM	1664	C	SER	C	219	-5.409	12.631	-40.171	1.00	50.21	C
ATOM	1665	O	SER	C	219	-6.620	12.771	-39.913	1.00	44.07	O
ATOM	1666	CB	SER	C	219	-4.012	11.539	-38.467	1.00	49.32	C
ATOM	1667	OG	SER	C	219	-5.154	10.979	-37.824	1.00	47.80	O
ATOM	1668	N	PRO	C	220	-4.976	12.206	-41.392	1.00	47.32	N
ATOM	1669	CA	PRO	C	220	-5.906	11.729	-42.425	1.00	50.95	C
ATOM	1670	C	PRO	C	220	-6.967	10.723	-41.909	1.00	55.91	C
ATOM	1671	O	PRO	C	220	-8.175	10.921	-42.193	1.00	56.55	O
ATOM	1672	CB	PRO	C	220	-4.962	11.145	-43.498	1.00	47.90	C
ATOM	1673	CG	PRO	C	220	-3.676	11.962	-43.354	1.00	45.37	C
ATOM	1674	CD	PRO	C	220	-3.570	12.185	-41.859	1.00	46.42	C
ATOM	1675	N	LYS	C	221	-6.579	9.699	-41.120	1.00	53.73	N
ATOM	1676	CA	LYS	C	221	-7.607	8.785	-40.529	1.00	62.32	C
ATOM	1677	C	LYS	C	221	-8.653	9.609	-39.760	1.00	56.30	C
ATOM	1678	O	LYS	C	221	-9.850	9.423	-39.969	1.00	54.71	O
ATOM	1679	CB	LYS	C	221	-7.077	7.740	-39.534	1.00	71.42	C
ATOM	1680	CG	LYS	C	221	-5.932	6.846	-39.991	1.00	85.61	C
ATOM	1681	CD	LYS	C	221	-4.901	6.598	-38.874	1.00	96.46	C
ATOM	1682	CE	LYS	C	221	-3.640	5.869	-39.303	1.00	95.69	C
ATOM	1683	NZ	LYS	C	221	-3.857	4.406	-39.433	1.00	91.62	N1+
ATOM	1684	N	ALA	C	222	-8.195	10.492	-38.853	1.00	53.97	N
ATOM	1685	CA	ALA	C	222	-9.101	11.260	-37.951	1.00	51.73	C
ATOM	1686	C	ALA	C	222	-10.067	12.152	-38.743	1.00	46.45	C
ATOM	1687	O	ALA	C	222	-11.221	12.300	-38.363	1.00	45.42	O
ATOM	1688	CB	ALA	C	222	-8.294	12.076	-36.979	1.00	54.79	C
ATOM	1689	N	LEU	C	223	-9.591	12.734	-39.846	1.00	45.80	N

ATOM	1690	CA	LEU	C	223	-10.424	13.575	-40.714	1.00	49.90	C
ATOM	1691	C	LEU	C	223	-11.552	12.728	-41.332	1.00	54.20	C
ATOM	1692	O	LEU	C	223	-12.715	13.149	-41.343	1.00	49.00	O
ATOM	1693	CB	LEU	C	223	-9.520	14.209	-41.780	1.00	48.63	C
ATOM	1694	CG	LEU	C	223	-10.190	15.061	-42.860	1.00	46.12	C
ATOM	1695	CD1	LEU	C	223	-10.951	16.232	-42.263	1.00	42.12	C
ATOM	1696	CD2	LEU	C	223	-9.146	15.556	-43.851	1.00	46.89	C
ATOM	1697	N	GLU	C	224	-11.201	11.532	-41.822	1.00	58.58	N
ATOM	1698	CA	GLU	C	224	-12.158	10.619	-42.472	1.00	61.06	C
ATOM	1699	C	GLU	C	224	-13.190	10.134	-41.448	1.00	55.14	C
ATOM	1700	O	GLU	C	224	-14.370	9.966	-41.769	1.00	53.73	O
ATOM	1701	CB	GLU	C	224	-11.427	9.439	-43.120	1.00	74.94	C
ATOM	1702	CG	GLU	C	224	-12.352	8.454	-43.827	1.00	87.04	C
ATOM	1703	CD	GLU	C	224	-11.667	7.330	-44.598	1.00	100.44	C
ATOM	1704	OE1	GLU	C	224	-10.666	6.754	-44.087	1.00	96.71	O
ATOM	1705	OE2	GLU	C	224	-12.147	7.018	-45.713	1.00	103.10	O1-
ATOM	1706	N	VAL	C	225	-12.769	9.924	-40.201	1.00	52.39	N
ATOM	1707	CA	VAL	C	225	-13.733	9.527	-39.177	1.00	55.68	C
ATOM	1708	C	VAL	C	225	-14.763	10.646	-38.949	1.00	58.48	C
ATOM	1709	O	VAL	C	225	-15.905	10.345	-38.633	1.00	62.69	O
ATOM	1710	CB	VAL	C	225	-13.028	9.118	-37.876	1.00	58.42	C
ATOM	1711	CG1	VAL	C	225	-14.003	8.986	-36.708	1.00	60.04	C
ATOM	1712	CG2	VAL	C	225	-12.241	7.832	-38.077	1.00	59.27	C
ATOM	1713	N	ILE	C	226	-14.370	11.920	-39.115	1.00	56.98	N
ATOM	1714	CA	ILE	C	226	-15.294	13.061	-38.922	1.00	59.97	C
ATOM	1715	C	ILE	C	226	-16.263	13.166	-40.119	1.00	57.27	C
ATOM	1716	O	ILE	C	226	-17.466	13.292	-39.918	1.00	59.26	O
ATOM	1717	CB	ILE	C	226	-14.534	14.381	-38.629	1.00	59.45	C
ATOM	1718	CG1	ILE	C	226	-13.794	14.301	-37.289	1.00	63.07	C
ATOM	1719	CG2	ILE	C	226	-15.476	15.576	-38.660	1.00	57.35	C
ATOM	1720	CD1	ILE	C	226	-12.667	15.306	-37.115	1.00	63.05	C
ATOM	1721	N	ARG	C	227	-15.737	13.101	-41.345	1.00	56.91	N
ATOM	1722	CA	ARG	C	227	-16.540	13.087	-42.586	1.00	58.10	C

ATOM	1723	C	ARG C 227	-17.556	11.928	-42.594	1.00	58.29	C
ATOM	1724	O	ARG C 227	-18.632	12.063	-43.175	1.00	53.86	O
ATOM	1725	CB	ARG C 227	-15.608	13.001	-43.802	1.00	55.67	C
ATOM	1726	CG	ARG C 227	-14.947	14.323	-44.183	1.00	56.00	C
ATOM	1727	CD	ARG C 227	-13.855	14.180	-45.229	1.00	52.45	C
ATOM	1728	NE	ARG C 227	-13.188	15.440	-45.537	1.00	53.52	N
ATOM	1729	CZ	ARG C 227	-11.983	15.527	-46.097	1.00	57.52	C
ATOM	1730	NH1	ARG C 227	-11.231	14.447	-46.203	1.00	56.27	N1+
ATOM	1731	NH2	ARG C 227	-11.535	16.679	-46.571	1.00	57.39	N
ATOM	1732	N	SER C 228	-17.201	10.802	-41.951	1.00	63.55	N
ATOM	1733	CA	SER C 228	-18.021	9.579	-41.880	1.00	59.96	C
ATOM	1734	C	SER C 228	-19.214	9.751	-40.939	1.00	60.66	C
ATOM	1735	O	SER C 228	-20.141	8.975	-41.003	1.00	72.67	O
ATOM	1736	CB	SER C 228	-17.194	8.385	-41.433	1.00	59.42	C
ATOM	1737	OG	SER C 228	-16.485	7.830	-42.526	1.00	58.28	O
ATOM	1738	N	ARG C 229	-19.152	10.708	-40.012	1.00	59.40	N
ATOM	1739	CA	ARG C 229	-20.216	10.900	-39.024	1.00	68.60	C
ATOM	1740	C	ARG C 229	-21.591	10.829	-39.701	1.00	72.04	C
ATOM	1741	O	ARG C 229	-21.808	11.444	-40.741	1.00	66.39	O
ATOM	1742	CB	ARG C 229	-20.090	12.255	-38.315	1.00	69.73	C
ATOM	1743	CG	ARG C 229	-19.022	12.305	-37.234	1.00	66.56	C
ATOM	1744	CD	ARG C 229	-19.058	13.605	-36.465	1.00	66.87	C
ATOM	1745	NE	ARG C 229	-20.253	13.764	-35.638	1.00	67.71	N
ATOM	1746	CZ	ARG C 229	-20.272	13.871	-34.299	1.00	63.05	C
ATOM	1747	NH1	ARG C 229	-19.151	13.930	-33.595	1.00	58.09	N1+
ATOM	1748	NH2	ARG C 229	-21.434	13.915	-33.668	1.00	49.95	N
ATOM	1749	N	LYS C 230	-22.513	10.091	-39.079	1.00	77.15	N
ATOM	1750	CA	LYS C 230	-23.898	10.041	-39.523	1.00	81.71	C
ATOM	1751	C	LYS C 230	-24.597	11.282	-38.968	1.00	70.30	C
ATOM	1752	O	LYS C 230	-25.222	12.002	-39.717	1.00	68.57	O
ATOM	1753	CB	LYS C 230	-24.596	8.739	-39.102	1.00	90.76	C
ATOM	1754	CG	LYS C 230	-23.782	7.467	-39.327	1.00	103.23	C
ATOM	1755	CD	LYS C 230	-22.996	6.997	-38.092	1.00	106.60	C

ATOM	1756	CE	LYS	C	230	-21.540	6.649	-38.360	1.00	97.16	C
ATOM	1757	NZ	LYS	C	230	-21.397	5.407	-39.157	1.00	88.22	N1+
ATOM	1758	N	THR	C	231	-24.456	11.523	-37.658	1.00	67.82	N
ATOM	1759	CA	THR	C	231	-25.022	12.716	-36.992	1.00	63.67	C
ATOM	1760	C	THR	C	231	-24.060	13.896	-37.077	1.00	64.09	C
ATOM	1761	O	THR	C	231	-22.836	13.735	-37.161	1.00	61.98	O
ATOM	1762	CB	THR	C	231	-25.331	12.455	-35.517	1.00	63.94	C
ATOM	1763	CG2	THR	C	231	-26.318	11.322	-35.323	1.00	63.33	C
ATOM	1764	OG1	THR	C	231	-24.072	12.169	-34.899	1.00	63.69	O
ATOM	1765	N	PRO	C	232	-24.591	15.134	-37.031	1.00	58.87	N
ATOM	1766	CA	PRO	C	232	-23.742	16.327	-37.003	1.00	60.03	C
ATOM	1767	C	PRO	C	232	-23.106	16.576	-35.618	1.00	58.68	C
ATOM	1768	O	PRO	C	232	-23.805	16.421	-34.607	1.00	51.54	O
ATOM	1769	CB	PRO	C	232	-24.760	17.418	-37.341	1.00	59.20	C
ATOM	1770	CG	PRO	C	232	-26.026	16.933	-36.678	1.00	59.17	C
ATOM	1771	CD	PRO	C	232	-26.024	15.444	-36.935	1.00	54.89	C
ATOM	1772	N	SER	C	233	-21.813	16.949	-35.577	1.00	53.88	N
ATOM	1773	CA	SER	C	233	-21.153	17.365	-34.327	1.00	54.74	C
ATOM	1774	C	SER	C	233	-21.885	18.575	-33.748	1.00	55.11	C
ATOM	1775	O	SER	C	233	-22.433	19.384	-34.485	1.00	65.39	O
ATOM	1776	CB	SER	C	233	-19.684	17.650	-34.502	1.00	55.63	C
ATOM	1777	OG	SER	C	233	-19.475	18.783	-35.328	1.00	64.75	O
ATOM	1778	N	LYS	C	234	-21.846	18.698	-32.421	1.00	54.21	N
ATOM	1779	CA	LYS	C	234	-22.768	19.541	-31.657	1.00	53.76	C
ATOM	1780	C	LYS	C	234	-22.425	21.042	-31.682	1.00	49.47	C
ATOM	1781	O	LYS	C	234	-23.264	21.845	-31.273	1.00	49.76	O
ATOM	1782	CB	LYS	C	234	-22.748	19.089	-30.192	1.00	62.13	C
ATOM	1783	CG	LYS	C	234	-22.981	17.599	-29.969	1.00	61.60	C
ATOM	1784	CD	LYS	C	234	-24.092	17.330	-28.979	1.00	63.91	C
ATOM	1785	CE	LYS	C	234	-25.150	16.375	-29.495	1.00	65.80	C
ATOM	1786	NZ	LYS	C	234	-24.734	14.968	-29.300	1.00	66.66	N1+
ATOM	1787	N	VAL	C	235	-21.192	21.421	-32.054	1.00	46.95	N
ATOM	1788	CA	VAL	C	235	-20.726	22.776	-31.875	1.00	48.40	C

ATOM	1789	C	VAL	C	235	-20.221	23.321	-33.205	1.00	46.28	C
ATOM	1790	O	VAL	C	235	-19.174	22.897	-33.686	1.00	50.55	O
ATOM	1791	CB	VAL	C	235	-19.625	22.869	-30.808	1.00	53.77	C
ATOM	1792	CG1	VAL	C	235	-19.188	24.315	-30.602	1.00	57.05	C
ATOM	1793	CG2	VAL	C	235	-20.070	22.257	-29.494	1.00	54.11	C
ATOM	1794	N	PHE	C	236	-20.986	24.273	-33.754	1.00	46.32	N
ATOM	1795	CA	PHE	C	236	-20.653	24.965	-35.013	1.00	45.71	C
ATOM	1796	C	PHE	C	236	-19.297	25.666	-34.905	1.00	44.86	C
ATOM	1797	O	PHE	C	236	-18.495	25.665	-35.830	1.00	43.00	O
ATOM	1798	CB	PHE	C	236	-21.724	25.996	-35.364	1.00	42.22	C
ATOM	1799	CG	PHE	C	236	-21.355	26.845	-36.549	1.00	45.58	C
ATOM	1800	CD1	PHE	C	236	-20.449	27.884	-36.426	1.00	47.10	C
ATOM	1801	CD2	PHE	C	236	-21.877	26.576	-37.805	1.00	48.29	C
ATOM	1802	CE1	PHE	C	236	-20.093	28.648	-37.527	1.00	48.50	C
ATOM	1803	CE2	PHE	C	236	-21.545	27.360	-38.898	1.00	45.38	C
ATOM	1804	CZ	PHE	C	236	-20.647	28.392	-38.759	1.00	46.54	C
ATOM	1805	N	TYR	C	237	-19.062	26.261	-33.739	1.00	46.52	N
ATOM	1806	CA	TYR	C	237	-17.955	27.130	-33.520	1.00	45.13	C
ATOM	1807	C	TYR	C	237	-16.633	26.356	-33.632	1.00	47.74	C
ATOM	1808	O	TYR	C	237	-15.644	26.973	-33.982	1.00	45.25	O
ATOM	1809	CB	TYR	C	237	-18.171	27.825	-32.175	1.00	49.26	C
ATOM	1810	CG	TYR	C	237	-17.089	28.784	-31.776	1.00	49.47	C
ATOM	1811	CD1	TYR	C	237	-17.002	30.037	-32.354	1.00	50.94	C
ATOM	1812	CD2	TYR	C	237	-16.143	28.429	-30.835	1.00	48.38	C
ATOM	1813	CE1	TYR	C	237	-15.989	30.917	-32.012	1.00	51.26	C
ATOM	1814	CE2	TYR	C	237	-15.128	29.298	-30.479	1.00	54.91	C
ATOM	1815	CZ	TYR	C	237	-15.052	30.551	-31.060	1.00	54.34	C
ATOM	1816	OH	TYR	C	237	-14.061	31.411	-30.677	1.00	46.65	O
ATOM	1817	N	TRP	C	238	-16.610	25.030	-33.354	1.00	50.89	N
ATOM	1818	CA	TRP	C	238	-15.348	24.201	-33.516	1.00	48.50	C
ATOM	1819	C	TRP	C	238	-15.572	22.853	-34.227	1.00	45.02	C
ATOM	1820	O	TRP	C	238	-14.820	21.918	-33.993	1.00	50.08	O
ATOM	1821	CB	TRP	C	238	-14.583	23.995	-32.181	1.00	49.96	C

ATOM	1822	CG	TRP	C	238	-15.367	23.471	-31.015	1.00	44.32	C
ATOM	1823	CD1	TRP	C	238	-16.083	22.313	-30.952	1.00	42.00	C
ATOM	1824	CD2	TRP	C	238	-15.482	24.090	-29.719	1.00	45.44	C
ATOM	1825	CE2	TRP	C	238	-16.335	23.266	-28.945	1.00	45.94	C
ATOM	1826	CE3	TRP	C	238	-14.968	25.265	-29.140	1.00	40.90	C
ATOM	1827	NE1	TRP	C	238	-16.691	22.198	-29.731	1.00	44.60	N
ATOM	1828	CZ2	TRP	C	238	-16.670	23.575	-27.624	1.00	45.64	C
ATOM	1829	CZ3	TRP	C	238	-15.324	25.584	-27.846	1.00	41.83	C
ATOM	1830	CH2	TRP	C	238	-16.166	24.748	-27.102	1.00	45.80	C
ATOM	1831	N	ASP	C	239	-16.574	22.749	-35.104	1.00	49.08	N
ATOM	1832	CA	ASP	C	239	-16.632	21.689	-36.112	1.00	43.80	C
ATOM	1833	C	ASP	C	239	-15.454	21.870	-37.074	1.00	43.84	C
ATOM	1834	O	ASP	C	239	-15.395	22.858	-37.802	1.00	49.51	O
ATOM	1835	CB	ASP	C	239	-17.939	21.761	-36.895	1.00	45.34	C
ATOM	1836	CG	ASP	C	239	-18.060	20.823	-38.097	1.00	45.06	C
ATOM	1837	OD1	ASP	C	239	-17.007	20.443	-38.697	1.00	36.90	O
ATOM	1838	OD2	ASP	C	239	-19.228	20.512	-38.448	1.00	40.22	O1-
ATOM	1839	N	LEU	C	240	-14.543	20.895	-37.115	1.00	42.81	N
ATOM	1840	CA	LEU	C	240	-13.287	21.069	-37.813	1.00	43.75	C
ATOM	1841	C	LEU	C	240	-13.446	21.042	-39.339	1.00	48.17	C
ATOM	1842	O	LEU	C	240	-12.459	21.335	-40.044	1.00	47.17	O
ATOM	1843	CB	LEU	C	240	-12.306	19.986	-37.359	1.00	44.78	C
ATOM	1844	CG	LEU	C	240	-12.020	19.925	-35.857	1.00	44.18	C
ATOM	1845	CD1	LEU	C	240	-10.920	18.911	-35.593	1.00	40.37	C
ATOM	1846	CD2	LEU	C	240	-11.636	21.300	-35.306	1.00	43.81	C
ATOM	1847	N	LEU	C	241	-14.633	20.682	-39.860	1.00	53.45	N
ATOM	1848	CA	LEU	C	241	-14.824	20.568	-41.338	1.00	57.83	C
ATOM	1849	C	LEU	C	241	-15.111	21.948	-41.944	1.00	60.75	C
ATOM	1850	O	LEU	C	241	-14.748	22.190	-43.103	1.00	52.34	O
ATOM	1851	CB	LEU	C	241	-15.964	19.602	-41.665	1.00	56.74	C
ATOM	1852	CG	LEU	C	241	-15.735	18.149	-41.261	1.00	56.54	C
ATOM	1853	CD1	LEU	C	241	-16.875	17.264	-41.761	1.00	51.65	C
ATOM	1854	CD2	LEU	C	241	-14.387	17.662	-41.768	1.00	57.37	C

ATOM	1855	N	ILE	C	242	-15.753	22.824	-41.152	1.00	57.89	N
ATOM	1856	CA	ILE	C	242	-16.045	24.177	-41.565	1.00	53.65	C
ATOM	1857	C	ILE	C	242	-14.971	25.152	-41.040	1.00	54.90	C
ATOM	1858	O	ILE	C	242	-14.529	26.011	-41.780	1.00	55.80	O
ATOM	1859	CB	ILE	C	242	-17.496	24.538	-41.204	1.00	51.81	C
ATOM	1860	CG1	ILE	C	242	-17.780	24.626	-39.713	1.00	55.23	C
ATOM	1861	CG2	ILE	C	242	-18.439	23.537	-41.841	1.00	48.71	C
ATOM	1862	CD1	ILE	C	242	-19.219	25.038	-39.427	1.00	54.49	C
ATOM	1863	N	LEU	C	243	-14.487	24.984	-39.805	1.00	51.52	N
ATOM	1864	CA	LEU	C	243	-13.367	25.821	-39.324	1.00	53.11	C
ATOM	1865	C	LEU	C	243	-12.110	25.548	-40.166	1.00	50.11	C
ATOM	1866	O	LEU	C	243	-11.356	26.461	-40.486	1.00	48.83	O
ATOM	1867	CB	LEU	C	243	-13.122	25.564	-37.829	1.00	56.91	C
ATOM	1868	CG	LEU	C	243	-11.926	26.288	-37.202	1.00	53.58	C
ATOM	1869	CD1	LEU	C	243	-12.220	27.773	-37.040	1.00	50.71	C
ATOM	1870	CD2	LEU	C	243	-11.533	25.664	-35.858	1.00	52.26	C
ATOM	1871	N	GLY	C	244	-11.894	24.284	-40.537	1.00	50.81	N
ATOM	1872	CA	GLY	C	244	-10.771	23.894	-41.381	1.00	45.37	C
ATOM	1873	C	GLY	C	244	-10.821	24.593	-42.731	1.00	46.63	C
ATOM	1874	O	GLY	C	244	-9.777	24.881	-43.342	1.00	44.81	O
ATOM	1875	N	ASN	C	245	-12.050	24.849	-43.204	1.00	46.23	N
ATOM	1876	CA	ASN	C	245	-12.280	25.543	-44.457	1.00	44.56	C
ATOM	1877	C	ASN	C	245	-11.623	26.938	-44.388	1.00	46.37	C
ATOM	1878	O	ASN	C	245	-10.719	27.216	-45.195	1.00	43.33	O
ATOM	1879	CB	ASN	C	245	-13.773	25.575	-44.801	1.00	46.20	C
ATOM	1880	CG	ASN	C	245	-14.069	26.474	-45.985	1.00	54.41	C
ATOM	1881	ND2	ASN	C	245	-14.704	25.947	-47.026	1.00	59.59	N
ATOM	1882	OD1	ASN	C	245	-13.714	27.645	-45.964	1.00	51.55	O
ATOM	1883	N	TYR	C	246	-12.047	27.787	-43.419	1.00	43.58	N
ATOM	1884	CA	TYR	C	246	-11.530	29.168	-43.253	1.00	41.09	C
ATOM	1885	C	TYR	C	246	-9.991	29.174	-43.168	1.00	40.34	C
ATOM	1886	O	TYR	C	246	-9.317	30.105	-43.688	1.00	35.39	O
ATOM	1887	CB	TYR	C	246	-12.101	29.880	-42.014	1.00	46.69	C

ATOM	1888	CG	TYR	C	246	-11.449	31.233	-41.829	1.00	53.26	C
ATOM	1889	CD1	TYR	C	246	-11.633	32.230	-42.778	1.00	57.58	C
ATOM	1890	CD2	TYR	C	246	-10.528	31.475	-40.818	1.00	55.33	C
ATOM	1891	CE1	TYR	C	246	-10.983	33.447	-42.694	1.00	55.25	C
ATOM	1892	CE2	TYR	C	246	-9.873	32.692	-40.712	1.00	57.64	C
ATOM	1893	CZ	TYR	C	246	-10.105	33.686	-41.651	1.00	56.97	C
ATOM	1894	OH	TYR	C	246	-9.481	34.903	-41.581	1.00	48.60	O
ATOM	1895	N	TRP	C	247	-9.445	28.149	-42.490	1.00	37.86	N
ATOM	1896	CA	TRP	C	247	-8.024	28.003	-42.262	1.00	38.26	C
ATOM	1897	C	TRP	C	247	-7.327	27.365	-43.470	1.00	38.84	C
ATOM	1898	O	TRP	C	247	-6.121	27.080	-43.430	1.00	40.06	O
ATOM	1899	CB	TRP	C	247	-7.766	27.237	-40.953	1.00	39.89	C
ATOM	1900	CG	TRP	C	247	-7.887	28.106	-39.736	1.00	38.39	C
ATOM	1901	CD1	TRP	C	247	-9.042	28.537	-39.147	1.00	40.23	C
ATOM	1902	CD2	TRP	C	247	-6.819	28.689	-38.972	1.00	35.11	C
ATOM	1903	CE2	TRP	C	247	-7.411	29.432	-37.924	1.00	37.67	C
ATOM	1904	CE3	TRP	C	247	-5.428	28.643	-39.056	1.00	41.56	C
ATOM	1905	NE1	TRP	C	247	-8.770	29.300	-38.039	1.00	39.64	N
ATOM	1906	CZ2	TRP	C	247	-6.661	30.124	-36.977	1.00	36.84	C
ATOM	1907	CZ3	TRP	C	247	-4.681	29.336	-38.121	1.00	45.11	C
ATOM	1908	CH2	TRP	C	247	-5.292	30.064	-37.092	1.00	40.50	C
ATOM	1909	N	GLY	C	248	-8.059	27.194	-44.568	1.00	39.45	N
ATOM	1910	CA	GLY	C	248	-7.463	26.831	-45.848	1.00	40.74	C
ATOM	1911	C	GLY	C	248	-6.820	25.467	-45.785	1.00	39.90	C
ATOM	1912	O	GLY	C	248	-5.697	25.301	-46.192	1.00	44.14	O
ATOM	1913	N	CYS	C	249	-7.564	24.505	-45.240	1.00	46.42	N
ATOM	1914	CA	CYS	C	249	-7.086	23.164	-44.926	1.00	48.95	C
ATOM	1915	C	CYS	C	249	-7.533	22.161	-45.995	1.00	51.22	C
ATOM	1916	O	CYS	C	249	-6.911	21.106	-46.148	1.00	59.48	O
ATOM	1917	CB	CYS	C	249	-7.599	22.729	-43.556	1.00	51.61	C
ATOM	1918	SG	CYS	C	249	-6.627	23.366	-42.157	1.00	50.90	S
ATOM	1919	N	TYR	C	250	-8.614	22.500	-46.712	1.00	57.71	N
ATOM	1920	CA	TYR	C	250	-9.267	21.641	-47.677	1.00	53.51	C



ATOM	1921	C	TYR	C	250	-9.195	22.274	-49.069	1.00	62.28	C
ATOM	1922	O	TYR	C	250	-8.681	23.381	-49.211	1.00	59.16	O
ATOM	1923	CB	TYR	C	250	-10.696	21.390	-47.213	1.00	50.85	C
ATOM	1924	CG	TYR	C	250	-10.786	20.953	-45.773	1.00	52.28	C
ATOM	1925	CD1	TYR	C	250	-9.967	19.946	-45.267	1.00	51.19	C
ATOM	1926	CD2	TYR	C	250	-11.693	21.542	-44.909	1.00	49.57	C
ATOM	1927	CE1	TYR	C	250	-10.047	19.545	-43.942	1.00	48.15	C
ATOM	1928	CE2	TYR	C	250	-11.775	21.163	-43.581	1.00	51.45	C
ATOM	1929	CZ	TYR	C	250	-10.946	20.167	-43.092	1.00	48.00	C
ATOM	1930	OH	TYR	C	250	-11.061	19.812	-41.782	1.00	46.71	O
ATOM	1931	N	ASP	C	251	-9.650	21.520	-50.088	1.00	74.84	N
ATOM	1932	CA	ASP	C	251	-9.816	22.007	-51.482	1.00	70.10	C
ATOM	1933	C	ASP	C	251	-11.261	22.488	-51.628	1.00	67.15	C
ATOM	1934	O	ASP	C	251	-12.123	21.768	-52.113	1.00	66.55	O
ATOM	1935	CB	ASP	C	251	-9.505	20.936	-52.536	1.00	69.77	C
ATOM	1936	CG	ASP	C	251	-8.186	20.196	-52.372	1.00	68.17	C
ATOM	1937	OD1	ASP	C	251	-7.130	20.805	-52.634	1.00	67.03	O
ATOM	1938	OD2	ASP	C	251	-8.229	18.999	-52.022	1.00	62.86	O1-
ATOM	1939	N	GLU	C	252	-11.519	23.688	-51.115	1.00	62.31	N
ATOM	1940	CA	GLU	C	252	-12.811	24.330	-51.225	1.00	60.88	C
ATOM	1941	C	GLU	C	252	-12.605	25.843	-51.333	1.00	59.48	C
ATOM	1942	O	GLU	C	252	-11.506	26.341	-51.161	1.00	58.02	O
ATOM	1943	CB	GLU	C	252	-13.674	23.995	-50.016	1.00	62.54	C
ATOM	1944	CG	GLU	C	252	-13.583	22.552	-49.590	1.00	58.92	C
ATOM	1945	CD	GLU	C	252	-14.316	22.225	-48.304	1.00	64.82	C
ATOM	1946	OE1	GLU	C	252	-14.195	21.062	-47.866	1.00	76.77	O
ATOM	1947	OE2	GLU	C	252	-15.012	23.113	-47.749	1.00	56.34	O1-
ATOM	1948	N	GLN	C	253	-13.672	26.567	-51.660	1.00	66.70	N
ATOM	1949	CA	GLN	C	253	-13.655	28.032	-51.576	1.00	69.91	C
ATOM	1950	C	GLN	C	253	-13.605	28.379	-50.085	1.00	62.19	C
ATOM	1951	O	GLN	C	253	-14.349	27.767	-49.325	1.00	60.59	O
ATOM	1952	CB	GLN	C	253	-14.899	28.612	-52.262	1.00	74.53	C
ATOM	1953	CG	GLN	C	253	-14.770	30.078	-52.664	1.00	81.54	C

ATOM	1954	CD	GLN	C	253	-15.838	30.501	-53.646	1.00	86.34	C
ATOM	1955	NE2	GLN	C	253	-15.835	29.892	-54.823	1.00	83.77	N
ATOM	1956	OE1	GLN	C	253	-16.674	31.354	-53.351	1.00	89.79	O
ATOM	1957	N	LYS	C	254	-12.716	29.296	-49.671	1.00	57.63	N
ATOM	1958	CA	LYS	C	254	-12.765	29.866	-48.300	1.00	53.47	C
ATOM	1959	C	LYS	C	254	-14.098	30.605	-48.089	1.00	53.29	C
ATOM	1960	O	LYS	C	254	-14.490	31.415	-48.909	1.00	65.58	O
ATOM	1961	CB	LYS	C	254	-11.598	30.818	-48.034	1.00	53.78	C
ATOM	1962	CG	LYS	C	254	-10.367	30.209	-47.378	1.00	55.78	C
ATOM	1963	CD	LYS	C	254	-9.122	31.059	-47.571	1.00	58.44	C
ATOM	1964	CE	LYS	C	254	-7.901	30.470	-46.903	1.00	67.72	C
ATOM	1965	NZ	LYS	C	254	-6.795	30.283	-47.873	1.00	73.16	N1+
ATOM	1966	N	ARG	C	255	-14.802	30.269	-47.003	1.00	47.25	N
ATOM	1967	CA	ARG	C	255	-15.968	30.987	-46.517	1.00	53.93	C
ATOM	1968	C	ARG	C	255	-15.654	31.539	-45.117	1.00	57.44	C
ATOM	1969	O	ARG	C	255	-14.716	31.105	-44.416	1.00	54.05	O
ATOM	1970	CB	ARG	C	255	-17.199	30.074	-46.413	1.00	59.06	C
ATOM	1971	CG	ARG	C	255	-17.596	29.375	-47.711	1.00	61.44	C
ATOM	1972	CD	ARG	C	255	-18.828	28.480	-47.588	1.00	63.97	C
ATOM	1973	NE	ARG	C	255	-18.864	27.526	-46.464	1.00	68.37	N
ATOM	1974	CZ	ARG	C	255	-18.392	26.265	-46.482	1.00	72.12	C
ATOM	1975	NH1	ARG	C	255	-17.630	25.833	-47.476	1.00	72.87	N1+
ATOM	1976	NH2	ARG	C	255	-18.669	25.437	-45.489	1.00	62.55	N
ATOM	1977	N	TYR	C	256	-16.449	32.515	-44.700	1.00	53.99	N
ATOM	1978	CA	TYR	C	256	-16.386	33.011	-43.341	1.00	52.05	C
ATOM	1979	C	TYR	C	256	-16.991	31.973	-42.390	1.00	43.92	C
ATOM	1980	O	TYR	C	256	-18.001	31.365	-42.677	1.00	44.38	O
ATOM	1981	CB	TYR	C	256	-17.104	34.359	-43.257	1.00	52.67	C
ATOM	1982	CG	TYR	C	256	-17.540	34.784	-41.879	1.00	51.17	C
ATOM	1983	CD1	TYR	C	256	-16.683	35.493	-41.054	1.00	48.65	C
ATOM	1984	CD2	TYR	C	256	-18.820	34.504	-41.416	1.00	49.09	C
ATOM	1985	CE1	TYR	C	256	-17.083	35.915	-39.798	1.00	47.99	C
ATOM	1986	CE2	TYR	C	256	-19.236	34.917	-40.162	1.00	51.29	C

ATOM	1987	CZ	TYR	C	256	-18.359	35.623	-39.354	1.00	51.98	C
ATOM	1988	OH	TYR	C	256	-18.748	36.049	-38.122	1.00	57.14	O
ATOM	1989	N	HIS	C	257	-16.353	31.803	-41.235	1.00	43.27	N
ATOM	1990	CA	HIS	C	257	-16.825	30.897	-40.205	1.00	41.78	C
ATOM	1991	C	HIS	C	257	-17.144	31.707	-38.932	1.00	45.08	C
ATOM	1992	O	HIS	C	257	-18.314	31.733	-38.473	1.00	49.57	O
ATOM	1993	CB	HIS	C	257	-15.788	29.781	-40.033	1.00	41.40	C
ATOM	1994	CG	HIS	C	257	-16.114	28.849	-38.934	1.00	44.05	C
ATOM	1995	CD2	HIS	C	257	-17.196	28.074	-38.720	1.00	48.66	C
ATOM	1996	ND1	HIS	C	257	-15.312	28.724	-37.830	1.00	51.77	N
ATOM	1997	CE1	HIS	C	257	-15.875	27.880	-36.990	1.00	51.89	C
ATOM	1998	NE2	HIS	C	257	-17.038	27.471	-37.508	1.00	45.83	N
ATOM	1999	N	HIS	C	258	-16.107	32.373	-38.389	1.00	40.83	N
ATOM	2000	CA	HIS	C	258	-16.181	33.253	-37.241	1.00	39.94	C
ATOM	2001	C	HIS	C	258	-15.017	34.239	-37.351	1.00	40.09	C
ATOM	2002	O	HIS	C	258	-14.130	33.992	-38.121	1.00	35.44	O
ATOM	2003	CB	HIS	C	258	-16.120	32.441	-35.941	1.00	44.21	C
ATOM	2004	CG	HIS	C	258	-14.727	32.084	-35.543	1.00	47.53	C
ATOM	2005	CD2	HIS	C	258	-13.875	32.674	-34.669	1.00	48.67	C
ATOM	2006	ND1	HIS	C	258	-14.042	31.023	-36.116	1.00	50.08	N
ATOM	2007	CE1	HIS	C	258	-12.826	30.967	-35.599	1.00	52.76	C
ATOM	2008	NE2	HIS	C	258	-12.697	31.973	-34.702	1.00	48.92	N
ATOM	2009	N	THR	C	259	-15.026	35.349	-36.599	1.00	41.74	N
ATOM	2010	CA	THR	C	259	-13.901	36.298	-36.698	1.00	44.84	C
ATOM	2011	C	THR	C	259	-12.740	35.822	-35.813	1.00	45.21	C
ATOM	2012	O	THR	C	259	-12.869	35.708	-34.597	1.00	50.39	O
ATOM	2013	CB	THR	C	259	-14.307	37.728	-36.327	1.00	44.05	C
ATOM	2014	CG2	THR	C	259	-13.133	38.671	-36.415	1.00	41.57	C
ATOM	2015	OG1	THR	C	259	-15.352	38.214	-37.175	1.00	43.17	O
ATOM	2016	N	VAL	C	260	-11.592	35.553	-36.430	1.00	47.73	N
ATOM	2017	CA	VAL	C	260	-10.442	35.091	-35.674	1.00	49.75	C
ATOM	2018	C	VAL	C	260	-9.744	36.270	-34.998	1.00	53.86	C
ATOM	2019	O	VAL	C	260	-9.649	37.371	-35.551	1.00	51.49	O

ATOM	2020	CB	VAL	C	260	-9.433	34.303	-36.524	1.00	46.68	C
ATOM	2021	CG1	VAL	C	260	-10.070	33.059	-37.127	1.00	47.33	C
ATOM	2022	CG2	VAL	C	260	-8.762	35.177	-37.567	1.00	48.21	C
ATOM	2023	N	PRO	C	261	-9.148	36.014	-33.812	1.00	49.37	N
ATOM	2024	CA	PRO	C	261	-8.466	37.052	-33.047	1.00	44.91	C
ATOM	2025	C	PRO	C	261	-7.100	37.364	-33.670	1.00	41.53	C
ATOM	2026	O	PRO	C	261	-6.082	36.800	-33.259	1.00	40.66	O
ATOM	2027	CB	PRO	C	261	-8.340	36.384	-31.672	1.00	48.64	C
ATOM	2028	CG	PRO	C	261	-8.138	34.913	-32.007	1.00	46.57	C
ATOM	2029	CD	PRO	C	261	-9.069	34.685	-33.180	1.00	45.94	C
ATOM	2030	N	SER	C	262	-7.103	38.257	-34.663	1.00	37.73	N
ATOM	2031	CA	SER	C	262	-5.916	38.530	-35.468	1.00	37.65	C
ATOM	2032	C	SER	C	262	-4.724	38.917	-34.577	1.00	38.64	C
ATOM	2033	O	SER	C	262	-3.602	38.497	-34.848	1.00	45.34	O
ATOM	2034	CB	SER	C	262	-6.189	39.571	-36.546	1.00	38.61	C
ATOM	2035	OG	SER	C	262	-6.859	40.719	-36.028	1.00	38.12	O
ATOM	2036	N	ASN	C	263	-4.959	39.694	-33.510	1.00	36.18	N
ATOM	2037	CA	ASN	C	263	-3.872	40.109	-32.607	1.00	37.36	C
ATOM	2038	C	ASN	C	263	-3.188	38.896	-31.917	1.00	38.33	C
ATOM	2039	O	ASN	C	263	-1.941	38.838	-31.826	1.00	35.78	O
ATOM	2040	CB	ASN	C	263	-4.372	41.135	-31.596	1.00	38.95	C
ATOM	2041	CG	ASN	C	263	-5.175	42.241	-32.247	1.00	42.91	C
ATOM	2042	ND2	ASN	C	263	-4.490	43.317	-32.623	1.00	35.99	N
ATOM	2043	OD1	ASN	C	263	-6.402	42.118	-32.389	1.00	38.95	O
ATOM	2044	N	LEU	C	264	-3.970	37.940	-31.394	1.00	35.33	N
ATOM	2045	CA	LEU	C	264	-3.407	36.777	-30.730	1.00	33.65	C
ATOM	2046	C	LEU	C	264	-2.643	35.902	-31.736	1.00	36.77	C
ATOM	2047	O	LEU	C	264	-1.576	35.336	-31.384	1.00	38.20	O
ATOM	2048	CB	LEU	C	264	-4.531	35.994	-30.059	1.00	35.83	C
ATOM	2049	CG	LEU	C	264	-5.308	36.757	-28.980	1.00	38.37	C
ATOM	2050	CD1	LEU	C	264	-6.285	35.824	-28.281	1.00	37.76	C
ATOM	2051	CD2	LEU	C	264	-4.372	37.397	-27.961	1.00	35.89	C
ATOM	2052	N	ILE	C	265	-3.136	35.839	-32.984	1.00	36.44	N

ATOM	2053	CA	ILE	C	265	-2.498	35.038	-34.064	1.00	36.41	C
ATOM	2054	C	ILE	C	265	-1.137	35.664	-34.434	1.00	38.88	C
ATOM	2055	O	ILE	C	265	-0.150	34.943	-34.682	1.00	39.28	O
ATOM	2056	CB	ILE	C	265	-3.453	34.911	-35.266	1.00	33.21	C
ATOM	2057	CG1	ILE	C	265	-4.662	34.046	-34.927	1.00	34.90	C
ATOM	2058	CG2	ILE	C	265	-2.737	34.387	-36.480	1.00	35.66	C
ATOM	2059	CD1	ILE	C	265	-5.798	34.158	-35.939	1.00	34.75	C
ATOM	2060	N	PHE	C	266	-1.073	37.003	-34.501	1.00	41.51	N
ATOM	2061	CA	PHE	C	266	0.205	37.704	-34.764	1.00	44.61	C
ATOM	2062	C	PHE	C	266	1.253	37.355	-33.694	1.00	37.82	C
ATOM	2063	O	PHE	C	266	2.396	37.114	-34.011	1.00	40.53	O
ATOM	2064	CB	PHE	C	266	0.049	39.228	-34.756	1.00	45.72	C
ATOM	2065	CG	PHE	C	266	-0.926	39.808	-35.745	1.00	46.86	C
ATOM	2066	CD1	PHE	C	266	-1.141	39.213	-36.983	1.00	47.99	C
ATOM	2067	CD2	PHE	C	266	-1.594	40.996	-35.456	1.00	43.04	C
ATOM	2068	CE1	PHE	C	266	-2.032	39.777	-37.890	1.00	46.41	C
ATOM	2069	CE2	PHE	C	266	-2.481	41.556	-36.366	1.00	41.66	C
ATOM	2070	CZ	PHE	C	266	-2.704	40.943	-37.579	1.00	42.47	C
ATOM	2071	N	ALA	C	267	0.844	37.371	-32.423	1.00	38.57	N
ATOM	2072	CA	ALA	C	267	1.712	37.016	-31.248	1.00	36.42	C
ATOM	2073	C	ALA	C	267	2.140	35.537	-31.305	1.00	32.97	C
ATOM	2074	O	ALA	C	267	3.307	35.228	-31.056	1.00	27.83	O
ATOM	2075	CB	ALA	C	267	0.987	37.345	-29.963	1.00	34.63	C
ATOM	2076	N	LEU	C	268	1.201	34.640	-31.653	1.00	32.39	N
ATOM	2077	CA	LEU	C	268	1.518	33.218	-31.818	1.00	32.89	C
ATOM	2078	C	LEU	C	268	2.579	33.078	-32.912	1.00	33.82	C
ATOM	2079	O	LEU	C	268	3.588	32.460	-32.676	1.00	36.54	O
ATOM	2080	CB	LEU	C	268	0.250	32.414	-32.138	1.00	35.27	C
ATOM	2081	CG	LEU	C	268	0.402	30.880	-32.203	1.00	35.52	C
ATOM	2082	CD1	LEU	C	268	0.774	30.297	-30.860	1.00	32.68	C
ATOM	2083	CD2	LEU	C	268	-0.872	30.212	-32.679	1.00	34.26	C
ATOM	2084	N	ARG	C	269	2.392	33.738	-34.068	1.00	36.35	N
ATOM	2085	CA	ARG	C	269	3.337	33.640	-35.173	1.00	32.27	C

ATOM	2086	C	ARG	C	269	4.759	33.975	-34.706	1.00	34.17	C
ATOM	2087	O	ARG	C	269	5.753	33.265	-35.083	1.00	38.43	O
ATOM	2088	CB	ARG	C	269	2.954	34.551	-36.337	1.00	33.44	C
ATOM	2089	CG	ARG	C	269	3.819	34.360	-37.588	1.00	33.64	C
ATOM	2090	CD	ARG	C	269	5.042	35.253	-37.656	1.00	33.35	C
ATOM	2091	NE	ARG	C	269	5.646	35.240	-38.969	1.00	38.37	N
ATOM	2092	CZ	ARG	C	269	6.864	35.716	-39.278	1.00	43.62	C
ATOM	2093	NH1	ARG	C	269	7.586	36.386	-38.395	1.00	40.23	N1+
ATOM	2094	NH2	ARG	C	269	7.362	35.514	-40.485	1.00	39.41	N
ATOM	2095	N	GLU	C	270	4.888	35.059	-33.940	1.00	30.78	N
ATOM	2096	CA	GLU	C	270	6.212	35.509	-33.465	1.00	32.80	C
ATOM	2097	C	GLU	C	270	6.782	34.524	-32.421	1.00	37.29	C
ATOM	2098	O	GLU	C	270	8.006	34.298	-32.322	1.00	37.84	O
ATOM	2099	CB	GLU	C	270	6.058	36.928	-32.929	1.00	34.18	C
ATOM	2100	CG	GLU	C	270	5.702	37.955	-34.011	1.00	36.12	C
ATOM	2101	CD	GLU	C	270	6.913	38.329	-34.859	1.00	40.53	C
ATOM	2102	OE1	GLU	C	270	7.543	39.384	-34.587	1.00	40.05	O
ATOM	2103	OE2	GLU	C	270	7.286	37.514	-35.735	1.00	42.59	O1-
ATOM	2104	N	ALA	C	271	5.890	33.893	-31.646	1.00	39.62	N
ATOM	2105	CA	ALA	C	271	6.285	32.914	-30.639	1.00	40.06	C
ATOM	2106	C	ALA	C	271	6.909	31.691	-31.321	1.00	34.93	C
ATOM	2107	O	ALA	C	271	8.014	31.258	-30.981	1.00	33.25	O
ATOM	2108	CB	ALA	C	271	5.085	32.536	-29.785	1.00	43.81	C
ATOM	2109	N	ILE	C	272	6.228	31.181	-32.344	1.00	32.93	N
ATOM	2110	CA	ILE	C	272	6.759	30.039	-33.094	1.00	36.28	C
ATOM	2111	C	ILE	C	272	8.064	30.401	-33.851	1.00	36.06	C
ATOM	2112	O	ILE	C	272	9.016	29.593	-33.898	1.00	37.48	O
ATOM	2113	CB	ILE	C	272	5.667	29.466	-34.012	1.00	36.98	C
ATOM	2114	CG1	ILE	C	272	4.421	29.076	-33.219	1.00	38.01	C
ATOM	2115	CG2	ILE	C	272	6.194	28.277	-34.789	1.00	38.49	C
ATOM	2116	CD1	ILE	C	272	3.257	28.707	-34.102	1.00	41.82	C
ATOM	2117	N	ALA	C	273	8.135	31.599	-34.434	1.00	33.10	N
ATOM	2118	CA	ALA	C	273	9.323	32.047	-35.129	1.00	34.71	C

ATOM	2119	C	ALA	C	273	10.563	32.038	-34.239	1.00	36.12	C
ATOM	2120	O	ALA	C	273	11.660	31.736	-34.712	1.00	40.58	O
ATOM	2121	CB	ALA	C	273	9.095	33.433	-35.646	1.00	39.53	C
ATOM	2122	N	GLN	C	274	10.396	32.443	-32.981	1.00	39.80	N
ATOM	2123	CA	GLN	C	274	11.484	32.441	-31.969	1.00	41.62	C
ATOM	2124	C	GLN	C	274	12.091	31.034	-31.871	1.00	41.38	C
ATOM	2125	O	GLN	C	274	13.309	30.863	-31.755	1.00	44.62	O
ATOM	2126	CB	GLN	C	274	10.960	32.907	-30.598	1.00	44.14	C
ATOM	2127	CG	GLN	C	274	11.171	34.385	-30.297	1.00	43.97	C
ATOM	2128	CD	GLN	C	274	10.209	35.027	-29.315	1.00	47.46	C
ATOM	2129	NE2	GLN	C	274	10.482	36.305	-29.056	1.00	39.35	N
ATOM	2130	OE1	GLN	C	274	9.250	34.404	-28.801	1.00	41.91	O
ATOM	2131	N	ILE	C	275	11.224	30.022	-31.898	1.00	44.21	N
ATOM	2132	CA	ILE	C	275	11.643	28.641	-31.778	1.00	43.05	C
ATOM	2133	C	ILE	C	275	12.306	28.162	-33.081	1.00	43.44	C
ATOM	2134	O	ILE	C	275	13.298	27.425	-33.011	1.00	39.37	O
ATOM	2135	CB	ILE	C	275	10.444	27.792	-31.339	1.00	43.16	C
ATOM	2136	CG1	ILE	C	275	10.038	28.207	-29.924	1.00	46.59	C
ATOM	2137	CG2	ILE	C	275	10.749	26.302	-31.435	1.00	42.71	C
ATOM	2138	CD1	ILE	C	275	8.747	27.578	-29.448	1.00	52.19	C
ATOM	2139	N	ALA	C	276	11.801	28.601	-34.248	1.00	42.13	N
ATOM	2140	CA	ALA	C	276	12.456	28.294	-35.548	1.00	47.96	C
ATOM	2141	C	ALA	C	276	13.851	28.930	-35.640	1.00	54.33	C
ATOM	2142	O	ALA	C	276	14.753	28.371	-36.265	1.00	63.15	O
ATOM	2143	CB	ALA	C	276	11.603	28.739	-36.703	1.00	48.14	C
ATOM	2144	N	GLU	C	277	14.033	30.105	-35.028	1.00	54.66	N
ATOM	2145	CA	GLU	C	277	15.296	30.811	-35.138	1.00	56.21	C
ATOM	2146	C	GLU	C	277	16.383	30.071	-34.343	1.00	54.21	C
ATOM	2147	O	GLU	C	277	17.473	29.854	-34.854	1.00	47.86	O
ATOM	2148	CB	GLU	C	277	15.126	32.268	-34.703	1.00	61.02	C
ATOM	2149	CG	GLU	C	277	14.535	33.153	-35.788	1.00	62.66	C
ATOM	2150	CD	GLU	C	277	13.793	34.398	-35.313	1.00	68.66	C
ATOM	2151	OE1	GLU	C	277	13.909	34.758	-34.102	1.00	75.85	O

ATOM	2152	OE2	GLU	C	277	13.085	35.010	-36.153	1.00	61.96	01-
ATOM	2153	N	GLU	C	278	16.090	29.682	-33.093	1.00	50.84	N
ATOM	2154	CA	GLU	C	278	17.115	29.086	-32.232	1.00	48.20	C
ATOM	2155	C	GLU	C	278	17.285	27.598	-32.563	1.00	50.89	C
ATOM	2156	O	GLU	C	278	18.422	27.087	-32.506	1.00	52.83	O
ATOM	2157	CB	GLU	C	278	16.804	29.261	-30.751	1.00	50.24	C
ATOM	2158	CG	GLU	C	278	17.991	28.929	-29.868	1.00	54.75	C
ATOM	2159	CD	GLU	C	278	17.630	28.818	-28.399	1.00	65.37	C
ATOM	2160	OE1	GLU	C	278	16.540	29.322	-28.030	1.00	71.91	O
ATOM	2161	OE2	GLU	C	278	18.422	28.218	-27.624	1.00	70.90	01-
ATOM	2162	N	GLY	C	279	16.167	26.931	-32.890	1.00	44.77	N
ATOM	2163	CA	GLY	C	279	16.124	25.526	-33.219	1.00	43.51	C
ATOM	2164	C	GLY	C	279	15.340	24.754	-32.174	1.00	46.26	C
ATOM	2165	O	GLY	C	279	15.620	24.898	-30.993	1.00	50.08	O
ATOM	2166	N	LEU	C	280	14.377	23.921	-32.607	1.00	45.49	N
ATOM	2167	CA	LEU	C	280	13.568	23.072	-31.670	1.00	47.15	C
ATOM	2168	C	LEU	C	280	14.461	22.272	-30.693	1.00	44.94	C
ATOM	2169	O	LEU	C	280	14.136	22.098	-29.542	1.00	39.52	O
ATOM	2170	CB	LEU	C	280	12.692	22.123	-32.489	1.00	43.97	C
ATOM	2171	CG	LEU	C	280	11.244	22.034	-32.026	1.00	50.24	C
ATOM	2172	CD1	LEU	C	280	10.567	20.798	-32.598	1.00	54.85	C
ATOM	2173	CD2	LEU	C	280	11.141	22.028	-30.514	1.00	48.92	C
ATOM	2174	N	GLU	C	281	15.600	21.774	-31.182	1.00	50.88	N
ATOM	2175	CA	GLU	C	281	16.466	20.869	-30.426	1.00	55.22	C
ATOM	2176	C	GLU	C	281	17.151	21.655	-29.315	1.00	49.15	C
ATOM	2177	O	GLU	C	281	16.976	21.302	-28.151	1.00	47.90	O
ATOM	2178	CB	GLU	C	281	17.438	20.140	-31.364	1.00	58.34	C
ATOM	2179	CG	GLU	C	281	18.491	19.298	-30.657	1.00	61.90	C
ATOM	2180	CD	GLU	C	281	19.069	18.153	-31.487	1.00	68.15	C
ATOM	2181	OE1	GLU	C	281	20.151	17.642	-31.117	1.00	66.50	O
ATOM	2182	OE2	GLU	C	281	18.425	17.752	-32.492	1.00	68.09	01-
ATOM	2183	N	PRO	C	282	17.922	22.729	-29.623	1.00	44.51	N
ATOM	2184	CA	PRO	C	282	18.496	23.586	-28.579	1.00	43.80	C



ATOM	2185	C	PRO	C	282	17.465	24.137	-27.569	1.00	44.79	C
ATOM	2186	O	PRO	C	282	17.703	24.215	-26.347	1.00	42.89	O
ATOM	2187	CB	PRO	C	282	19.105	24.751	-29.376	1.00	43.79	C
ATOM	2188	CG	PRO	C	282	19.351	24.211	-30.763	1.00	39.84	C
ATOM	2189	CD	PRO	C	282	18.272	23.177	-30.979	1.00	40.73	C
ATOM	2190	N	VAL	C	283	16.291	24.508	-28.072	1.00	46.62	N
ATOM	2191	CA	VAL	C	283	15.234	25.066	-27.229	1.00	51.39	C
ATOM	2192	C	VAL	C	283	14.761	24.020	-26.207	1.00	51.78	C
ATOM	2193	O	VAL	C	283	14.428	24.356	-25.078	1.00	53.91	O
ATOM	2194	CB	VAL	C	283	14.089	25.595	-28.110	1.00	50.41	C
ATOM	2195	CG1	VAL	C	283	12.779	25.725	-27.348	1.00	52.02	C
ATOM	2196	CG2	VAL	C	283	14.499	26.906	-28.763	1.00	47.88	C
ATOM	2197	N	ILE	C	284	14.689	22.754	-26.628	1.00	53.14	N
ATOM	2198	CA	ILE	C	284	14.337	21.653	-25.737	1.00	49.50	C
ATOM	2199	C	ILE	C	284	15.505	21.369	-24.778	1.00	47.56	C
ATOM	2200	O	ILE	C	284	15.309	21.246	-23.576	1.00	45.74	O
ATOM	2201	CB	ILE	C	284	13.931	20.418	-26.551	1.00	49.40	C
ATOM	2202	CG1	ILE	C	284	12.574	20.616	-27.225	1.00	52.89	C
ATOM	2203	CG2	ILE	C	284	13.943	19.184	-25.672	1.00	51.97	C
ATOM	2204	CD1	ILE	C	284	12.174	19.486	-28.175	1.00	54.00	C
ATOM	2205	N	ARG	C	285	16.728	21.302	-25.310	1.00	55.80	N
ATOM	2206	CA	ARG	C	285	17.942	21.060	-24.493	1.00	60.31	C
ATOM	2207	C	ARG	C	285	18.080	22.119	-23.391	1.00	61.20	C
ATOM	2208	O	ARG	C	285	18.511	21.766	-22.288	1.00	62.54	O
ATOM	2209	CB	ARG	C	285	19.225	21.064	-25.333	1.00	65.26	C
ATOM	2210	CG	ARG	C	285	19.379	19.867	-26.258	1.00	72.45	C
ATOM	2211	CD	ARG	C	285	20.789	19.725	-26.797	1.00	74.63	C
ATOM	2212	NE	ARG	C	285	20.868	18.597	-27.716	1.00	78.60	N
ATOM	2213	CZ	ARG	C	285	20.726	17.321	-27.363	1.00	78.88	C
ATOM	2214	NH1	ARG	C	285	20.523	16.988	-26.098	1.00	69.08	N1+
ATOM	2215	NH2	ARG	C	285	20.786	16.378	-28.281	1.00	77.40	N
ATOM	2216	N	ARG	C	286	17.757	23.394	-23.699	1.00	60.75	N
ATOM	2217	CA	ARG	C	286	17.900	24.479	-22.726	1.00	59.51	C

ATOM	2218	C	ARG	C	286	16.899	24.250	-21.585	1.00	53.19	C
ATOM	2219	O	ARG	C	286	17.258	24.456	-20.422	1.00	52.18	O
ATOM	2220	CB	ARG	C	286	17.785	25.882	-23.344	1.00	65.20	C
ATOM	2221	CG	ARG	C	286	17.976	27.014	-22.332	1.00	74.14	C
ATOM	2222	CD	ARG	C	286	18.428	28.382	-22.833	1.00	74.20	C
ATOM	2223	NE	ARG	C	286	17.921	28.676	-24.168	1.00	79.78	N
ATOM	2224	CZ	ARG	C	286	16.676	29.046	-24.449	1.00	72.24	C
ATOM	2225	NH1	ARG	C	286	15.879	29.504	-23.499	1.00	76.04	N1+
ATOM	2226	NH2	ARG	C	286	16.234	28.950	-25.688	1.00	67.08	N
ATOM	2227	N	ARG	C	287	15.690	23.773	-21.908	1.00	53.38	N
ATOM	2228	CA	ARG	C	287	14.657	23.475	-20.892	1.00	56.35	C
ATOM	2229	C	ARG	C	287	15.035	22.257	-20.035	1.00	56.74	C
ATOM	2230	O	ARG	C	287	14.842	22.296	-18.824	1.00	52.50	O
ATOM	2231	CB	ARG	C	287	13.283	23.248	-21.524	1.00	55.69	C
ATOM	2232	CG	ARG	C	287	12.336	24.417	-21.315	1.00	60.39	C
ATOM	2233	CD	ARG	C	287	11.583	24.827	-22.562	1.00	62.66	C
ATOM	2234	NE	ARG	C	287	11.308	26.250	-22.511	1.00	64.20	N
ATOM	2235	CZ	ARG	C	287	11.138	26.990	-23.585	1.00	65.77	C
ATOM	2236	NH1	ARG	C	287	10.861	26.384	-24.726	1.00	67.82	N1+
ATOM	2237	NH2	ARG	C	287	11.264	28.305	-23.524	1.00	60.25	N
ATOM	2238	N	GLN	C	288	15.550	21.188	-20.663	1.00	56.88	N
ATOM	2239	CA	GLN	C	288	16.048	20.024	-19.932	1.00	52.84	C
ATOM	2240	C	GLN	C	288	17.122	20.513	-18.947	1.00	47.45	C
ATOM	2241	O	GLN	C	288	17.093	20.120	-17.802	1.00	45.50	O
ATOM	2242	CB	GLN	C	288	16.527	18.910	-20.883	1.00	58.21	C
ATOM	2243	CG	GLN	C	288	15.472	17.821	-21.134	1.00	73.26	C
ATOM	2244	CD	GLN	C	288	15.315	17.280	-22.552	1.00	76.09	C
ATOM	2245	NE2	GLN	C	288	14.132	16.751	-22.827	1.00	65.25	N
ATOM	2246	OE1	GLN	C	288	16.219	17.284	-23.395	1.00	65.65	O
ATOM	2247	N	GLU	C	289	18.031	21.403	-19.374	1.00	45.12	N
ATOM	2248	CA	GLU	C	289	19.145	21.876	-18.498	1.00	49.70	C
ATOM	2249	C	GLU	C	289	18.627	22.746	-17.332	1.00	46.44	C
ATOM	2250	O	GLU	C	289	19.135	22.651	-16.211	1.00	43.19	O

ATOM	2251	CB	GLU	C	289	20.207	22.626	-19.304	1.00	58.68	C
ATOM	2252	CG	GLU	C	289	21.109	21.728	-20.153	1.00	66.61	C
ATOM	2253	CD	GLU	C	289	21.981	22.467	-21.170	1.00	74.50	C
ATOM	2254	OE1	GLU	C	289	22.616	21.792	-22.033	1.00	69.66	O
ATOM	2255	OE2	GLU	C	289	22.031	23.727	-21.103	1.00	78.62	O1-
ATOM	2256	N	CYS	C	290	17.610	23.577	-17.577	1.00	38.98	N
ATOM	2257	CA	CYS	C	290	17.014	24.397	-16.535	1.00	40.04	C
ATOM	2258	C	CYS	C	290	16.337	23.492	-15.474	1.00	40.75	C
ATOM	2259	O	CYS	C	290	16.317	23.789	-14.267	1.00	39.14	O
ATOM	2260	CB	CYS	C	290	16.068	25.432	-17.154	1.00	41.29	C
ATOM	2261	SG	CYS	C	290	16.869	26.718	-18.173	1.00	42.35	S
ATOM	2262	N	ALA	C	291	15.821	22.333	-15.885	1.00	35.94	N
ATOM	2263	CA	ALA	C	291	15.201	21.442	-14.923	1.00	38.50	C
ATOM	2264	C	ALA	C	291	16.264	20.769	-14.031	1.00	41.21	C
ATOM	2265	O	ALA	C	291	16.059	20.611	-12.804	1.00	42.16	O
ATOM	2266	CB	ALA	C	291	14.309	20.442	-15.624	1.00	36.30	C
ATOM	2267	N	GLU	C	292	17.375	20.350	-14.642	1.00	45.24	N
ATOM	2268	CA	GLU	C	292	18.508	19.813	-13.930	1.00	51.98	C
ATOM	2269	C	GLU	C	292	18.863	20.781	-12.791	1.00	50.91	C
ATOM	2270	O	GLU	C	292	18.918	20.390	-11.634	1.00	56.44	O
ATOM	2271	CB	GLU	C	292	19.735	19.650	-14.837	1.00	63.80	C
ATOM	2272	CG	GLU	C	292	19.647	18.532	-15.857	1.00	70.18	C
ATOM	2273	CD	GLU	C	292	19.437	17.155	-15.258	1.00	84.73	C
ATOM	2274	OE1	GLU	C	292	19.932	16.922	-14.122	1.00	94.33	O
ATOM	2275	OE2	GLU	C	292	18.768	16.326	-15.919	1.00	86.77	O1-
ATOM	2276	N	GLN	C	293	19.084	22.054	-13.136	1.00	48.77	N
ATOM	2277	CA	GLN	C	293	19.536	23.053	-12.177	1.00	44.70	C
ATOM	2278	C	GLN	C	293	18.482	23.176	-11.076	1.00	42.08	C
ATOM	2279	O	GLN	C	293	18.848	23.221	-9.911	1.00	39.50	O
ATOM	2280	CB	GLN	C	293	19.821	24.382	-12.880	1.00	44.64	C
ATOM	2281	CG	GLN	C	293	20.313	25.502	-11.968	1.00	46.14	C
ATOM	2282	CD	GLN	C	293	21.712	25.279	-11.452	1.00	44.08	C
ATOM	2283	NE2	GLN	C	293	22.300	26.334	-10.911	1.00	40.25	N

ATOM	2284	OE1	GLN	C	293	22.250	24.178	-11.527	1.00	42.57	O
ATOM	2285	N	MET	C	294	17.198	23.210	-11.466	1.00	42.57	N
ATOM	2286	CA	MET	C	294	16.087	23.303	-10.506	1.00	43.27	C
ATOM	2287	C	MET	C	294	16.220	22.154	-9.503	1.00	45.71	C
ATOM	2288	O	MET	C	294	16.093	22.390	-8.310	1.00	41.72	O
ATOM	2289	CB	MET	C	294	14.711	23.233	-11.182	1.00	39.38	C
ATOM	2290	CG	MET	C	294	13.536	23.328	-10.195	1.00	41.60	C
ATOM	2291	SD	MET	C	294	13.290	24.978	-9.424	1.00	46.74	S
ATOM	2292	CE	MET	C	294	12.554	25.869	-10.786	1.00	44.21	C
ATOM	2293	N	TYR	C	295	16.487	20.940	-10.025	1.00	49.00	N
ATOM	2294	CA	TYR	C	295	16.553	19.685	-9.244	1.00	46.85	C
ATOM	2295	C	TYR	C	295	17.695	19.762	-8.225	1.00	44.07	C
ATOM	2296	O	TYR	C	295	17.505	19.407	-7.050	1.00	44.99	O
ATOM	2297	CB	TYR	C	295	16.725	18.451	-10.139	1.00	44.78	C
ATOM	2298	CG	TYR	C	295	15.605	18.185	-11.117	1.00	46.07	C
ATOM	2299	CD1	TYR	C	295	14.302	18.550	-10.816	1.00	44.48	C
ATOM	2300	CD2	TYR	C	295	15.834	17.529	-12.327	1.00	43.41	C
ATOM	2301	CE1	TYR	C	295	13.267	18.313	-11.702	1.00	46.27	C
ATOM	2302	CE2	TYR	C	295	14.805	17.294	-13.232	1.00	42.28	C
ATOM	2303	CZ	TYR	C	295	13.511	17.682	-12.912	1.00	45.87	C
ATOM	2304	OH	TYR	C	295	12.448	17.490	-13.758	1.00	46.68	O
ATOM	2305	N	ARG	C	296	18.862	20.212	-8.682	1.00	40.67	N
ATOM	2306	CA	ARG	C	296	20.028	20.333	-7.815	1.00	46.28	C
ATOM	2307	C	ARG	C	296	19.731	21.305	-6.667	1.00	46.69	C
ATOM	2308	O	ARG	C	296	19.969	20.983	-5.506	1.00	52.05	O
ATOM	2309	CB	ARG	C	296	21.273	20.743	-8.604	1.00	46.70	C
ATOM	2310	CG	ARG	C	296	21.867	19.589	-9.397	1.00	49.56	C
ATOM	2311	CD	ARG	C	296	23.278	19.893	-9.813	1.00	50.08	C
ATOM	2312	NE	ARG	C	296	23.204	20.915	-10.839	1.00	56.57	N
ATOM	2313	CZ	ARG	C	296	22.874	20.678	-12.104	1.00	56.38	C
ATOM	2314	NH1	ARG	C	296	22.701	19.431	-12.509	1.00	49.93	N1+
ATOM	2315	NH2	ARG	C	296	22.718	21.683	-12.952	1.00	53.54	N
ATOM	2316	N	GLY	C	297	19.163	22.462	-6.995	1.00	45.35	N

ATOM	2317	CA	GLY	C	297	18.854	23.484	-6.015	1.00	44.11	C
ATOM	2318	C	GLY	C	297	17.840	23.015	-4.990	1.00	46.81	C
ATOM	2319	O	GLY	C	297	17.907	23.398	-3.817	1.00	53.92	O
ATOM	2320	N	LEU	C	298	16.877	22.207	-5.433	1.00	50.35	N
ATOM	2321	CA	LEU	C	298	15.853	21.663	-4.540	1.00	54.64	C
ATOM	2322	C	LEU	C	298	16.462	20.580	-3.619	1.00	54.98	C
ATOM	2323	O	LEU	C	298	16.113	20.485	-2.457	1.00	52.05	O
ATOM	2324	CB	LEU	C	298	14.682	21.129	-5.377	1.00	51.76	C
ATOM	2325	CG	LEU	C	298	13.718	22.190	-5.922	1.00	52.90	C
ATOM	2326	CD1	LEU	C	298	12.745	21.589	-6.925	1.00	49.58	C
ATOM	2327	CD2	LEU	C	298	12.938	22.868	-4.807	1.00	53.45	C
ATOM	2328	N	GLN	C	299	17.387	19.770	-4.136	1.00	52.59	N
ATOM	2329	CA	GLN	C	299	18.011	18.731	-3.354	1.00	53.46	C
ATOM	2330	C	GLN	C	299	18.817	19.377	-2.224	1.00	56.05	C
ATOM	2331	O	GLN	C	299	18.785	18.913	-1.078	1.00	51.74	O
ATOM	2332	CB	GLN	C	299	18.900	17.898	-4.265	1.00	57.48	C
ATOM	2333	CG	GLN	C	299	19.479	16.641	-3.637	1.00	62.71	C
ATOM	2334	CD	GLN	C	299	20.416	16.001	-4.633	1.00	70.54	C
ATOM	2335	NE2	GLN	C	299	21.576	16.611	-4.831	1.00	72.61	N
ATOM	2336	OE1	GLN	C	299	20.070	15.025	-5.292	1.00	79.52	O
ATOM	2337	N	ALA	C	300	19.505	20.476	-2.566	1.00	53.33	N
ATOM	2338	CA	ALA	C	300	20.416	21.170	-1.672	1.00	48.99	C
ATOM	2339	C	ALA	C	300	19.621	21.822	-0.538	1.00	52.03	C
ATOM	2340	O	ALA	C	300	20.144	22.040	0.552	1.00	57.11	O
ATOM	2341	CB	ALA	C	300	21.250	22.176	-2.443	1.00	43.22	C
ATOM	2342	N	MET	C	301	18.349	22.126	-0.809	1.00	51.79	N
ATOM	2343	CA	MET	C	301	17.464	22.764	0.153	1.00	51.64	C
ATOM	2344	C	MET	C	301	16.666	21.726	0.959	1.00	46.08	C
ATOM	2345	O	MET	C	301	15.868	22.112	1.803	1.00	43.84	O
ATOM	2346	CB	MET	C	301	16.485	23.691	-0.575	1.00	58.34	C
ATOM	2347	CG	MET	C	301	17.143	24.909	-1.194	1.00	59.89	C
ATOM	2348	SD	MET	C	301	15.897	25.856	-2.084	1.00	61.09	S
ATOM	2349	CE	MET	C	301	14.970	26.547	-0.715	1.00	63.38	C

ATOM	2350	N	GLY	C	302	16.864	20.435	0.666	1.00	42.80	N
ATOM	2351	CA	GLY	C	302	16.296	19.333	1.402	1.00	45.61	C
ATOM	2352	C	GLY	C	302	14.871	19.012	0.992	1.00	52.44	C
ATOM	2353	O	GLY	C	302	14.252	18.162	1.581	1.00	54.76	O
ATOM	2354	N	LEU	C	303	14.357	19.673	-0.050	1.00	60.68	N
ATOM	2355	CA	LEU	C	303	12.924	19.577	-0.443	1.00	59.15	C
ATOM	2356	C	LEU	C	303	12.708	18.423	-1.431	1.00	51.73	C
ATOM	2357	O	LEU	C	303	13.615	18.009	-2.133	1.00	50.96	O
ATOM	2358	CB	LEU	C	303	12.497	20.918	-1.046	1.00	57.19	C
ATOM	2359	CG	LEU	C	303	12.486	22.075	-0.054	1.00	58.62	C
ATOM	2360	CD1	LEU	C	303	12.555	23.426	-0.758	1.00	59.54	C
ATOM	2361	CD2	LEU	C	303	11.259	21.972	0.829	1.00	61.59	C
ATOM	2362	N	GLU	C	304	11.472	17.935	-1.498	1.00	52.59	N
ATOM	2363	CA	GLU	C	304	11.151	16.783	-2.325	1.00	58.94	C
ATOM	2364	C	GLU	C	304	10.244	17.191	-3.494	1.00	58.35	C
ATOM	2365	O	GLU	C	304	9.644	18.264	-3.508	1.00	58.71	O
ATOM	2366	CB	GLU	C	304	10.514	15.706	-1.449	1.00	61.39	C
ATOM	2367	CG	GLU	C	304	11.511	15.099	-0.475	1.00	71.50	C
ATOM	2368	CD	GLU	C	304	10.961	13.999	0.416	1.00	71.52	C
ATOM	2369	OE1	GLU	C	304	9.956	14.244	1.098	1.00	66.53	O
ATOM	2370	OE2	GLU	C	304	11.521	12.892	0.390	1.00	76.46	O1-
ATOM	2371	N	ILE	C	305	10.142	16.273	-4.457	1.00	53.30	N
ATOM	2372	CA	ILE	C	305	9.406	16.432	-5.687	1.00	51.16	C
ATOM	2373	C	ILE	C	305	8.343	15.322	-5.767	1.00	54.30	C
ATOM	2374	O	ILE	C	305	8.674	14.150	-5.616	1.00	57.43	O
ATOM	2375	CB	ILE	C	305	10.403	16.366	-6.867	1.00	47.89	C
ATOM	2376	CG1	ILE	C	305	11.481	17.443	-6.745	1.00	44.92	C
ATOM	2377	CG2	ILE	C	305	9.682	16.411	-8.205	1.00	49.65	C
ATOM	2378	CD1	ILE	C	305	12.464	17.460	-7.875	1.00	44.55	C
ATOM	2379	N	PHE	C	306	7.091	15.695	-6.075	1.00	55.90	N
ATOM	2380	CA	PHE	C	306	5.919	14.785	-6.084	1.00	52.55	C
ATOM	2381	C	PHE	C	306	6.196	13.518	-6.911	1.00	52.80	C
ATOM	2382	O	PHE	C	306	5.913	12.381	-6.463	1.00	50.13	O

ATOM	2383	CB	PHE	C	306	4.693	15.520	-6.634	1.00	51.64	C
ATOM	2384	CG	PHE	C	306	3.404	14.732	-6.597	1.00	54.05	C
ATOM	2385	CD1	PHE	C	306	2.821	14.375	-5.386	1.00	52.36	C
ATOM	2386	CD2	PHE	C	306	2.760	14.359	-7.770	1.00	50.52	C
ATOM	2387	CE1	PHE	C	306	1.634	13.661	-5.350	1.00	50.08	C
ATOM	2388	CE2	PHE	C	306	1.574	13.640	-7.731	1.00	52.05	C
ATOM	2389	CZ	PHE	C	306	1.007	13.302	-6.521	1.00	53.98	C
ATOM	2390	N	VAL	C	307	6.714	13.717	-8.128	1.00	52.48	N
ATOM	2391	CA	VAL	C	307	7.121	12.619	-8.981	1.00	56.26	C
ATOM	2392	C	VAL	C	307	8.576	12.291	-8.638	1.00	58.61	C
ATOM	2393	O	VAL	C	307	9.471	13.053	-8.970	1.00	70.54	O
ATOM	2394	CB	VAL	C	307	6.930	12.976	-10.468	1.00	58.26	C
ATOM	2395	CG1	VAL	C	307	7.630	11.994	-11.403	1.00	58.12	C
ATOM	2396	CG2	VAL	C	307	5.456	13.085	-10.823	1.00	55.81	C
ATOM	2397	N	LYS	C	308	8.803	11.159	-7.966	1.00	64.76	N
ATOM	2398	CA	LYS	C	308	10.127	10.875	-7.373	1.00	71.86	C
ATOM	2399	C	LYS	C	308	11.094	10.383	-8.463	1.00	66.67	C
ATOM	2400	O	LYS	C	308	12.260	10.756	-8.471	1.00	57.49	O
ATOM	2401	CB	LYS	C	308	9.963	9.958	-6.153	1.00	71.62	C
ATOM	2402	CG	LYS	C	308	9.586	10.724	-4.886	1.00	83.64	C
ATOM	2403	CD	LYS	C	308	8.918	9.908	-3.796	1.00	88.41	C
ATOM	2404	CE	LYS	C	308	7.442	10.208	-3.633	1.00	88.06	C
ATOM	2405	NZ	LYS	C	308	6.764	9.135	-2.867	1.00	84.33	N1+
ATOM	2406	N	ASP	C	309	10.595	9.609	-9.425	1.00	69.22	N
ATOM	2407	CA	ASP	C	309	11.463	8.995	-10.409	1.00	76.51	C
ATOM	2408	C	ASP	C	309	11.772	10.017	-11.498	1.00	72.90	C
ATOM	2409	O	ASP	C	309	10.897	10.315	-12.309	1.00	68.17	O
ATOM	2410	CB	ASP	C	309	10.848	7.716	-10.979	1.00	86.36	C
ATOM	2411	CG	ASP	C	309	11.902	6.768	-11.528	1.00	93.00	C
ATOM	2412	OD1	ASP	C	309	12.982	7.261	-11.933	1.00	94.22	O
ATOM	2413	OD2	ASP	C	309	11.646	5.547	-11.528	1.00	97.52	O1-
ATOM	2414	N	PRO	C	310	13.019	10.558	-11.559	1.00	71.81	N
ATOM	2415	CA	PRO	C	310	13.357	11.681	-12.436	1.00	66.47	C

ATOM	2416	C	PRO	C	310	13.109	11.435	-13.928	1.00	65.50	C
ATOM	2417	O	PRO	C	310	12.874	12.388	-14.670	1.00	75.96	O
ATOM	2418	CB	PRO	C	310	14.867	11.906	-12.248	1.00	67.19	C
ATOM	2419	CG	PRO	C	310	15.156	11.281	-10.904	1.00	72.01	C
ATOM	2420	CD	PRO	C	310	14.191	10.118	-10.783	1.00	72.42	C
ATOM	2421	N	GLU	C	311	13.182	10.176	-14.357	1.00	64.69	N
ATOM	2422	CA	GLU	C	311	12.994	9.863	-15.759	1.00	66.36	C
ATOM	2423	C	GLU	C	311	11.508	10.026	-16.125	1.00	54.10	C
ATOM	2424	O	GLU	C	311	11.199	10.065	-17.279	1.00	57.48	O
ATOM	2425	CB	GLU	C	311	13.616	8.506	-16.135	1.00	77.87	C
ATOM	2426	CG	GLU	C	311	13.125	7.307	-15.335	1.00	85.60	C
ATOM	2427	CD	GLU	C	311	14.215	6.318	-14.933	1.00	97.59	C
ATOM	2428	OE1	GLU	C	311	13.933	5.082	-14.887	1.00	94.43	O
ATOM	2429	OE2	GLU	C	311	15.344	6.779	-14.651	1.00	103.03	O1-
ATOM	2430	N	TYR	C	312	10.604	10.206	-15.160	1.00	47.57	N
ATOM	2431	CA	TYR	C	312	9.193	10.437	-15.488	1.00	52.34	C
ATOM	2432	C	TYR	C	312	8.759	11.871	-15.127	1.00	49.05	C
ATOM	2433	O	TYR	C	312	7.541	12.158	-15.123	1.00	42.02	O
ATOM	2434	CB	TYR	C	312	8.319	9.363	-14.825	1.00	61.05	C
ATOM	2435	CG	TYR	C	312	8.700	7.949	-15.201	1.00	70.86	C
ATOM	2436	CD1	TYR	C	312	9.144	7.666	-16.483	1.00	72.10	C
ATOM	2437	CD2	TYR	C	312	8.632	6.895	-14.292	1.00	66.98	C
ATOM	2438	CE1	TYR	C	312	9.534	6.390	-16.849	1.00	77.83	C
ATOM	2439	CE2	TYR	C	312	8.999	5.605	-14.650	1.00	65.61	C
ATOM	2440	CZ	TYR	C	312	9.454	5.353	-15.938	1.00	75.69	C
ATOM	2441	OH	TYR	C	312	9.818	4.109	-16.381	1.00	71.21	O
ATOM	2442	N	ARG	C	313	9.733	12.771	-14.885	1.00	45.79	N
ATOM	2443	CA	ARG	C	313	9.462	14.192	-14.559	1.00	47.63	C
ATOM	2444	C	ARG	C	313	9.332	15.019	-15.849	1.00	46.28	C
ATOM	2445	O	ARG	C	313	10.137	14.914	-16.781	1.00	40.67	O
ATOM	2446	CB	ARG	C	313	10.543	14.771	-13.642	1.00	47.48	C
ATOM	2447	CG	ARG	C	313	10.560	14.132	-12.262	1.00	55.96	C
ATOM	2448	CD	ARG	C	313	11.216	14.914	-11.137	1.00	53.49	C



ATOM	2449	NE	ARG	C	313	12.648	14.696	-10.978	1.00	54.40	N
ATOM	2450	CZ	ARG	C	313	13.257	14.442	-9.822	1.00	55.83	C
ATOM	2451	NH1	ARG	C	313	12.594	13.856	-8.839	1.00	53.86	N1+
ATOM	2452	NH2	ARG	C	313	14.524	14.790	-9.655	1.00	48.31	N
ATOM	2453	N	LEU	C	314	8.272	15.833	-15.884	1.00	48.39	N
ATOM	2454	CA	LEU	C	314	8.039	16.839	-16.913	1.00	40.16	C
ATOM	2455	C	LEU	C	314	8.948	18.019	-16.619	1.00	37.72	C
ATOM	2456	O	LEU	C	314	8.741	18.698	-15.622	1.00	45.32	O
ATOM	2457	CB	LEU	C	314	6.576	17.283	-16.859	1.00	40.74	C
ATOM	2458	CG	LEU	C	314	6.219	18.461	-17.769	1.00	45.02	C
ATOM	2459	CD1	LEU	C	314	6.438	18.099	-19.227	1.00	47.14	C
ATOM	2460	CD2	LEU	C	314	4.778	18.908	-17.559	1.00	44.01	C
ATOM	2461	N	PRO	C	315	9.958	18.325	-17.452	1.00	35.58	N
ATOM	2462	CA	PRO	C	315	10.880	19.403	-17.124	1.00	39.20	C
ATOM	2463	C	PRO	C	315	10.211	20.778	-16.915	1.00	40.65	C
ATOM	2464	O	PRO	C	315	10.716	21.566	-16.147	1.00	45.09	O
ATOM	2465	CB	PRO	C	315	11.887	19.414	-18.295	1.00	41.40	C
ATOM	2466	CG	PRO	C	315	11.274	18.571	-19.393	1.00	38.00	C
ATOM	2467	CD	PRO	C	315	10.277	17.655	-18.723	1.00	37.98	C
ATOM	2468	N	THR	C	316	9.066	21.053	-17.549	1.00	40.60	N
ATOM	2469	CA	THR	C	316	8.503	22.407	-17.536	1.00	38.57	C
ATOM	2470	C	THR	C	316	7.638	22.674	-16.305	1.00	39.24	C
ATOM	2471	O	THR	C	316	7.304	23.848	-16.044	1.00	36.19	O
ATOM	2472	CB	THR	C	316	7.678	22.686	-18.793	1.00	40.72	C
ATOM	2473	CG2	THR	C	316	8.538	22.580	-20.037	1.00	39.90	C
ATOM	2474	OG1	THR	C	316	6.555	21.797	-18.834	1.00	38.66	O
ATOM	2475	N	VAL	C	317	7.246	21.606	-15.590	1.00	40.19	N
ATOM	2476	CA	VAL	C	317	6.526	21.725	-14.338	1.00	38.36	C
ATOM	2477	C	VAL	C	317	7.084	20.728	-13.320	1.00	40.31	C
ATOM	2478	O	VAL	C	317	7.185	19.537	-13.596	1.00	39.54	O
ATOM	2479	CB	VAL	C	317	5.024	21.523	-14.523	1.00	39.49	C
ATOM	2480	CG1	VAL	C	317	4.274	21.868	-13.249	1.00	42.74	C
ATOM	2481	CG2	VAL	C	317	4.506	22.331	-15.688	1.00	41.91	C

ATOM	2482	N	THR	C	318	7.470	21.269	-12.160	1.00	39.78	N
ATOM	2483	CA	THR	C	318	8.052	20.545	-11.071	1.00	41.38	C
ATOM	2484	C	THR	C	318	7.309	20.874	-9.772	1.00	46.15	C
ATOM	2485	O	THR	C	318	7.306	22.064	-9.337	1.00	40.06	O
ATOM	2486	CB	THR	C	318	9.518	20.936	-10.874	1.00	41.44	C
ATOM	2487	CG2	THR	C	318	10.126	20.184	-9.706	1.00	42.39	C
ATOM	2488	OG1	THR	C	318	10.242	20.696	-12.078	1.00	37.26	O
ATOM	2489	N	CYS	C	319	6.720	19.840	-9.144	1.00	49.07	N
ATOM	2490	CA	CYS	C	319	5.801	20.039	-8.000	1.00	50.81	C
ATOM	2491	C	CYS	C	319	6.522	19.796	-6.672	1.00	48.45	C
ATOM	2492	O	CYS	C	319	6.791	18.672	-6.286	1.00	52.55	O
ATOM	2493	CB	CYS	C	319	4.564	19.163	-8.108	1.00	50.13	C
ATOM	2494	SG	CYS	C	319	3.514	19.645	-9.500	1.00	53.46	S
ATOM	2495	N	ILE	C	320	6.777	20.899	-5.976	1.00	46.30	N
ATOM	2496	CA	ILE	C	320	7.605	20.979	-4.793	1.00	46.47	C
ATOM	2497	C	ILE	C	320	6.738	20.687	-3.563	1.00	47.29	C
ATOM	2498	O	ILE	C	320	5.739	21.392	-3.350	1.00	46.08	O
ATOM	2499	CB	ILE	C	320	8.209	22.395	-4.716	1.00	46.00	C
ATOM	2500	CG1	ILE	C	320	9.101	22.696	-5.927	1.00	45.93	C
ATOM	2501	CG2	ILE	C	320	8.929	22.601	-3.393	1.00	49.10	C
ATOM	2502	CD1	ILE	C	320	9.422	24.172	-6.111	1.00	44.75	C
ATOM	2503	N	MET	C	321	7.141	19.699	-2.742	1.00	48.98	N
ATOM	2504	CA	MET	C	321	6.296	19.195	-1.609	1.00	48.81	C
ATOM	2505	C	MET	C	321	6.421	20.155	-0.416	1.00	45.45	C
ATOM	2506	O	MET	C	321	7.505	20.505	-0.007	1.00	47.53	O
ATOM	2507	CB	MET	C	321	6.692	17.774	-1.175	1.00	48.24	C
ATOM	2508	CG	MET	C	321	6.493	16.687	-2.244	1.00	49.85	C
ATOM	2509	SD	MET	C	321	4.768	16.546	-2.867	1.00	56.35	S
ATOM	2510	CE	MET	C	321	3.946	15.868	-1.424	1.00	52.09	C
ATOM	2511	N	ILE	C	322	5.289	20.610	0.115	1.00	46.16	N
ATOM	2512	CA	ILE	C	322	5.301	21.529	1.235	1.00	48.84	C
ATOM	2513	C	ILE	C	322	5.775	20.768	2.470	1.00	50.93	C
ATOM	2514	O	ILE	C	322	5.130	19.812	2.869	1.00	54.78	O

ATOM	2515	CB	ILE	C	322	3.909	22.140	1.470	1.00	51.16	C
ATOM	2516	CG1	ILE	C	322	3.355	22.845	0.226	1.00	53.91	C
ATOM	2517	CG2	ILE	C	322	3.954	23.082	2.662	1.00	57.68	C
ATOM	2518	CD1	ILE	C	322	1.842	23.036	0.220	1.00	50.27	C
ATOM	2519	N	PRO	C	323	6.873	21.178	3.144	1.00	54.56	N
ATOM	2520	CA	PRO	C	323	7.314	20.506	4.369	1.00	51.09	C
ATOM	2521	C	PRO	C	323	6.270	20.624	5.489	1.00	53.81	C
ATOM	2522	O	PRO	C	323	5.548	21.650	5.553	1.00	47.03	O
ATOM	2523	CB	PRO	C	323	8.591	21.246	4.799	1.00	50.66	C
ATOM	2524	CG	PRO	C	323	8.999	22.084	3.583	1.00	53.22	C
ATOM	2525	CD	PRO	C	323	7.728	22.328	2.798	1.00	53.39	C
ATOM	2526	N	LYS	C	324	6.199	19.582	6.338	1.00	57.79	N
ATOM	2527	CA	LYS	C	324	5.280	19.536	7.483	1.00	59.84	C
ATOM	2528	C	LYS	C	324	5.381	20.881	8.199	1.00	52.74	C
ATOM	2529	O	LYS	C	324	6.494	21.402	8.374	1.00	46.95	O
ATOM	2530	CB	LYS	C	324	5.564	18.348	8.419	1.00	68.67	C
ATOM	2531	CG	LYS	C	324	5.010	18.459	9.848	1.00	73.18	C
ATOM	2532	CD	LYS	C	324	4.307	17.206	10.399	1.00	74.79	C
ATOM	2533	CE	LYS	C	324	5.231	16.173	11.012	1.00	85.21	C
ATOM	2534	NZ	LYS	C	324	5.883	15.319	9.986	1.00	97.60	N1+
ATOM	2535	N	GLY	C	325	4.201	21.454	8.489	1.00	49.15	N
ATOM	2536	CA	GLY	C	325	4.023	22.627	9.333	1.00	47.40	C
ATOM	2537	C	GLY	C	325	4.362	23.938	8.655	1.00	50.86	C
ATOM	2538	O	GLY	C	325	4.424	24.949	9.334	1.00	54.45	O
ATOM	2539	N	VAL	C	326	4.555	23.946	7.327	1.00	57.07	N
ATOM	2540	CA	VAL	C	326	4.834	25.190	6.566	1.00	51.81	C
ATOM	2541	C	VAL	C	326	3.534	25.662	5.907	1.00	52.21	C
ATOM	2542	O	VAL	C	326	2.856	24.868	5.249	1.00	62.79	O
ATOM	2543	CB	VAL	C	326	5.943	24.979	5.516	1.00	52.87	C
ATOM	2544	CG1	VAL	C	326	6.036	26.155	4.556	1.00	54.58	C
ATOM	2545	CG2	VAL	C	326	7.303	24.696	6.149	1.00	48.45	C
ATOM	2546	N	ASN	C	327	3.202	26.949	6.065	1.00	49.46	N
ATOM	2547	CA	ASN	C	327	2.024	27.562	5.394	1.00	53.76	C

ATOM	2548	C	ASN	C	327	2.411	28.024	3.973	1.00	51.52	C
ATOM	2549	O	ASN	C	327	3.133	29.007	3.790	1.00	49.32	O
ATOM	2550	CB	ASN	C	327	1.446	28.721	6.220	1.00	51.79	C
ATOM	2551	CG	ASN	C	327	0.357	29.494	5.502	1.00	52.90	C
ATOM	2552	ND2	ASN	C	327	-0.130	30.546	6.131	1.00	53.64	N
ATOM	2553	OD1	ASN	C	327	-0.050	29.158	4.389	1.00	54.07	O
ATOM	2554	N	TRP	C	328	1.876	27.349	2.955	1.00	50.10	N
ATOM	2555	CA	TRP	C	328	2.310	27.601	1.578	1.00	56.13	C
ATOM	2556	C	TRP	C	328	1.904	29.008	1.108	1.00	57.31	C
ATOM	2557	O	TRP	C	328	2.661	29.645	0.399	1.00	52.47	O
ATOM	2558	CB	TRP	C	328	1.784	26.513	0.648	1.00	56.13	C
ATOM	2559	CG	TRP	C	328	0.358	26.706	0.281	1.00	55.88	C
ATOM	2560	CD1	TRP	C	328	-0.730	26.147	0.879	1.00	61.43	C
ATOM	2561	CD2	TRP	C	328	-0.134	27.549	-0.770	1.00	63.88	C
ATOM	2562	CE2	TRP	C	328	-1.541	27.438	-0.752	1.00	67.06	C
ATOM	2563	CE3	TRP	C	328	0.471	28.381	-1.720	1.00	62.24	C
ATOM	2564	NE1	TRP	C	328	-1.874	26.582	0.268	1.00	63.45	N
ATOM	2565	CZ2	TRP	C	328	-2.345	28.135	-1.656	1.00	63.44	C
ATOM	2566	CZ3	TRP	C	328	-0.326	29.069	-2.610	1.00	56.18	C
ATOM	2567	CH2	TRP	C	328	-1.715	28.953	-2.568	1.00	59.73	C
ATOM	2568	N	TRP	C	329	0.732	29.485	1.546	1.00	63.69	N
ATOM	2569	CA	TRP	C	329	0.193	30.792	1.172	1.00	64.58	C
ATOM	2570	C	TRP	C	329	1.114	31.926	1.659	1.00	65.08	C
ATOM	2571	O	TRP	C	329	1.356	32.907	0.931	1.00	57.77	O
ATOM	2572	CB	TRP	C	329	-1.256	30.961	1.677	1.00	75.54	C
ATOM	2573	CG	TRP	C	329	-1.849	32.318	1.422	1.00	85.33	C
ATOM	2574	CD1	TRP	C	329	-2.385	33.163	2.352	1.00	87.24	C
ATOM	2575	CD2	TRP	C	329	-1.938	33.008	0.151	1.00	99.16	C
ATOM	2576	CE2	TRP	C	329	-2.546	34.259	0.406	1.00	98.59	C
ATOM	2577	CE3	TRP	C	329	-1.558	32.702	-1.172	1.00	97.77	C
ATOM	2578	NE1	TRP	C	329	-2.808	34.322	1.753	1.00	92.67	N
ATOM	2579	CZ2	TRP	C	329	-2.787	35.186	-0.613	1.00	98.80	C
ATOM	2580	CZ3	TRP	C	329	-1.792	33.618	-2.176	1.00	90.65	C

ATOM	2581	CH2	TRP	C	329	-2.403	34.843	-1.894	1.00	100.56	C
ATOM	2582	N	LYS	C	330	1.638	31.817	2.882	1.00	61.97	N
ATOM	2583	CA	LYS	C	330	2.511	32.880	3.411	1.00	66.78	C
ATOM	2584	C	LYS	C	330	3.734	33.046	2.488	1.00	57.97	C
ATOM	2585	O	LYS	C	330	4.207	34.178	2.274	1.00	58.08	O
ATOM	2586	CB	LYS	C	330	2.940	32.598	4.863	1.00	80.24	C
ATOM	2587	CG	LYS	C	330	2.053	33.169	5.979	1.00	89.02	C
ATOM	2588	CD	LYS	C	330	2.671	33.045	7.388	1.00	96.81	C
ATOM	2589	CE	LYS	C	330	1.679	32.799	8.514	1.00	96.42	C
ATOM	2590	NZ	LYS	C	330	2.266	31.930	9.565	1.00	95.36	N1+
ATOM	2591	N	VAL	C	331	4.243	31.931	1.944	1.00	48.32	N
ATOM	2592	CA	VAL	C	331	5.474	31.934	1.152	1.00	47.67	C
ATOM	2593	C	VAL	C	331	5.197	32.566	-0.221	1.00	46.80	C
ATOM	2594	O	VAL	C	331	5.965	33.380	-0.687	1.00	50.13	O
ATOM	2595	CB	VAL	C	331	6.076	30.521	1.036	1.00	47.07	C
ATOM	2596	CG1	VAL	C	331	7.353	30.491	0.211	1.00	46.79	C
ATOM	2597	CG2	VAL	C	331	6.354	29.930	2.404	1.00	49.15	C
ATOM	2598	N	SER	C	332	4.080	32.198	-0.844	1.00	47.64	N
ATOM	2599	CA	SER	C	332	3.681	32.735	-2.142	1.00	49.10	C
ATOM	2600	C	SER	C	332	3.424	34.243	-2.053	1.00	47.45	C
ATOM	2601	O	SER	C	332	3.753	34.980	-2.956	1.00	53.12	O
ATOM	2602	CB	SER	C	332	2.481	31.989	-2.683	1.00	48.42	C
ATOM	2603	OG	SER	C	332	2.795	30.610	-2.872	1.00	51.10	O
ATOM	2604	N	GLU	C	333	2.824	34.680	-0.951	1.00	50.00	N
ATOM	2605	CA	GLU	C	333	2.481	36.085	-0.710	1.00	49.86	C
ATOM	2606	C	GLU	C	333	3.769	36.913	-0.555	1.00	46.28	C
ATOM	2607	O	GLU	C	333	3.973	37.948	-1.203	1.00	46.68	O
ATOM	2608	CB	GLU	C	333	1.602	36.174	0.542	1.00	50.15	C
ATOM	2609	CG	GLU	C	333	0.786	37.441	0.631	1.00	57.15	C
ATOM	2610	CD	GLU	C	333	0.705	38.071	2.013	1.00	60.96	C
ATOM	2611	OE1	GLU	C	333	1.109	37.421	2.997	1.00	56.44	O
ATOM	2612	OE2	GLU	C	333	0.259	39.234	2.089	1.00	64.86	O1-
ATOM	2613	N	TYR	C	334	4.660	36.428	0.309	1.00	45.78	N

ATOM	2614	CA	TYR	C	334	5.918	37.085	0.532	1.00	45.07	C
ATOM	2615	C	TYR	C	334	6.662	37.257	-0.800	1.00	41.66	C
ATOM	2616	O	TYR	C	334	7.175	38.329	-1.070	1.00	40.86	O
ATOM	2617	CB	TYR	C	334	6.782	36.317	1.539	1.00	42.48	C
ATOM	2618	CG	TYR	C	334	7.975	37.115	1.990	1.00	43.02	C
ATOM	2619	CD1	TYR	C	334	7.835	38.062	2.992	1.00	44.61	C
ATOM	2620	CD2	TYR	C	334	9.220	36.977	1.384	1.00	42.18	C
ATOM	2621	CE1	TYR	C	334	8.904	38.841	3.399	1.00	44.43	C
ATOM	2622	CE2	TYR	C	334	10.306	37.740	1.790	1.00	43.09	C
ATOM	2623	CZ	TYR	C	334	10.137	38.684	2.791	1.00	45.64	C
ATOM	2624	OH	TYR	C	334	11.166	39.446	3.242	1.00	47.14	O
ATOM	2625	N	ALA	C	335	6.730	36.183	-1.601	1.00	38.16	N
ATOM	2626	CA	ALA	C	335	7.550	36.145	-2.809	1.00	39.50	C
ATOM	2627	C	ALA	C	335	7.015	37.148	-3.851	1.00	40.92	C
ATOM	2628	O	ALA	C	335	7.789	37.767	-4.604	1.00	39.80	O
ATOM	2629	CB	ALA	C	335	7.586	34.741	-3.342	1.00	40.63	C
ATOM	2630	N	MET	C	336	5.692	37.343	-3.859	1.00	40.12	N
ATOM	2631	CA	MET	C	336	5.053	38.264	-4.775	1.00	41.81	C
ATOM	2632	C	MET	C	336	5.262	39.705	-4.267	1.00	45.26	C
ATOM	2633	O	MET	C	336	5.604	40.631	-5.049	1.00	43.29	O
ATOM	2634	CB	MET	C	336	3.566	37.914	-4.912	1.00	38.40	C
ATOM	2635	CG	MET	C	336	2.754	38.835	-5.827	1.00	38.32	C
ATOM	2636	SD	MET	C	336	3.375	39.010	-7.526	1.00	38.14	S
ATOM	2637	CE	MET	C	336	3.172	37.339	-8.136	1.00	40.51	C
ATOM	2638	N	ASN	C	337	5.122	39.906	-2.954	1.00	40.60	N
ATOM	2639	CA	ASN	C	337	5.219	41.235	-2.419	1.00	38.40	C
ATOM	2640	C	ASN	C	337	6.649	41.752	-2.543	1.00	37.17	C
ATOM	2641	O	ASN	C	337	6.835	42.940	-2.673	1.00	41.50	O
ATOM	2642	CB	ASN	C	337	4.766	41.310	-0.962	1.00	40.06	C
ATOM	2643	CG	ASN	C	337	3.282	41.107	-0.793	1.00	39.21	C
ATOM	2644	ND2	ASN	C	337	2.871	40.940	0.444	1.00	43.32	N
ATOM	2645	OD1	ASN	C	337	2.523	41.072	-1.758	1.00	42.60	O
ATOM	2646	N	ASN	C	338	7.642	40.875	-2.446	1.00	34.00	N

ATOM	2647	CA	ASN	C	338	9.037	41.297	-2.298	1.00	39.00	C
ATOM	2648	C	ASN	C	338	9.842	41.164	-3.602	1.00	42.23	C
ATOM	2649	O	ASN	C	338	10.732	41.973	-3.826	1.00	41.46	O
ATOM	2650	CB	ASN	C	338	9.725	40.504	-1.177	1.00	42.17	C
ATOM	2651	CG	ASN	C	338	9.257	40.960	0.185	1.00	40.14	C
ATOM	2652	ND2	ASN	C	338	8.133	40.438	0.646	1.00	39.45	N
ATOM	2653	OD1	ASN	C	338	9.855	41.855	0.766	1.00	42.10	O
ATOM	2654	N	PHE	C	339	9.549	40.141	-4.430	1.00	45.83	N
ATOM	2655	CA	PHE	C	339	10.353	39.812	-5.641	1.00	46.44	C
ATOM	2656	C	PHE	C	339	9.557	39.894	-6.961	1.00	46.67	C
ATOM	2657	O	PHE	C	339	10.160	39.753	-8.049	1.00	47.31	O
ATOM	2658	CB	PHE	C	339	10.948	38.412	-5.470	1.00	44.22	C
ATOM	2659	CG	PHE	C	339	11.811	38.294	-4.245	1.00	42.47	C
ATOM	2660	CD1	PHE	C	339	12.934	39.089	-4.101	1.00	43.95	C
ATOM	2661	CD2	PHE	C	339	11.462	37.449	-3.209	1.00	43.84	C
ATOM	2662	CE1	PHE	C	339	13.717	39.017	-2.961	1.00	42.38	C
ATOM	2663	CE2	PHE	C	339	12.242	37.382	-2.063	1.00	45.62	C
ATOM	2664	CZ	PHE	C	339	13.370	38.164	-1.944	1.00	42.16	C
ATOM	2665	N	SER	C	340	8.237	40.113	-6.868	1.00	43.21	N
ATOM	2666	CA	SER	C	340	7.284	40.079	-7.977	1.00	40.80	C
ATOM	2667	C	SER	C	340	7.288	38.709	-8.666	1.00	43.46	C
ATOM	2668	O	SER	C	340	7.027	38.598	-9.882	1.00	44.81	O
ATOM	2669	CB	SER	C	340	7.545	41.196	-8.923	1.00	39.85	C
ATOM	2670	OG	SER	C	340	7.140	42.402	-8.318	1.00	43.16	O
ATOM	2671	N	LEU	C	341	7.513	37.669	-7.860	1.00	40.91	N
ATOM	2672	CA	LEU	C	341	7.564	36.304	-8.316	1.00	41.54	C
ATOM	2673	C	LEU	C	341	6.239	35.590	-8.012	1.00	42.54	C
ATOM	2674	O	LEU	C	341	5.708	35.659	-6.881	1.00	37.75	O
ATOM	2675	CB	LEU	C	341	8.709	35.609	-7.578	1.00	43.59	C
ATOM	2676	CG	LEU	C	341	8.991	34.177	-8.016	1.00	44.80	C
ATOM	2677	CD1	LEU	C	341	9.315	34.105	-9.490	1.00	49.56	C
ATOM	2678	CD2	LEU	C	341	10.141	33.588	-7.227	1.00	48.32	C
ATOM	2679	N	GLU	C	342	5.758	34.847	-9.012	1.00	41.50	N

ATOM	2680	CA	GLU	C	342	4.661	33.913	-8.871	1.00	46.15	C
ATOM	2681	C	GLU	C	342	5.212	32.560	-8.389	1.00	42.64	C
ATOM	2682	O	GLU	C	342	5.880	31.875	-9.139	1.00	40.58	O
ATOM	2683	CB	GLU	C	342	3.959	33.770	-10.231	1.00	48.85	C
ATOM	2684	CG	GLU	C	342	2.949	32.629	-10.305	1.00	48.30	C
ATOM	2685	CD	GLU	C	342	1.662	32.860	-9.526	1.00	52.28	C
ATOM	2686	OE1	GLU	C	342	1.590	33.843	-8.780	1.00	55.58	O
ATOM	2687	OE2	GLU	C	342	0.714	32.077	-9.701	1.00	60.46	O1-
ATOM	2688	N	ILE	C	343	4.924	32.190	-7.139	1.00	41.22	N
ATOM	2689	CA	ILE	C	343	5.131	30.812	-6.644	1.00	44.36	C
ATOM	2690	C	ILE	C	343	3.753	30.199	-6.419	1.00	44.38	C
ATOM	2691	O	ILE	C	343	3.133	30.439	-5.387	1.00	43.68	O
ATOM	2692	CB	ILE	C	343	5.950	30.758	-5.334	1.00	47.47	C
ATOM	2693	CG1	ILE	C	343	7.319	31.428	-5.468	1.00	48.43	C
ATOM	2694	CG2	ILE	C	343	6.083	29.321	-4.849	1.00	47.06	C
ATOM	2695	CD1	ILE	C	343	8.065	31.574	-4.166	1.00	49.36	C
ATOM	2696	N	GLN	C	344	3.282	29.436	-7.403	1.00	48.52	N
ATOM	2697	CA	GLN	C	344	1.870	29.028	-7.452	1.00	49.50	C
ATOM	2698	C	GLN	C	344	1.636	27.823	-6.536	1.00	43.15	C
ATOM	2699	O	GLN	C	344	2.483	26.972	-6.440	1.00	43.61	O
ATOM	2700	CB	GLN	C	344	1.430	28.722	-8.888	1.00	47.84	C
ATOM	2701	CG	GLN	C	344	-0.042	28.329	-8.978	1.00	46.71	C
ATOM	2702	CD	GLN	C	344	-0.758	28.893	-10.180	1.00	51.38	C
ATOM	2703	NE2	GLN	C	344	-2.076	28.983	-10.066	1.00	42.55	N
ATOM	2704	OE1	GLN	C	344	-0.147	29.243	-11.200	1.00	59.47	O
ATOM	2705	N	GLY	C	345	0.466	27.799	-5.886	1.00	47.88	N
ATOM	2706	CA	GLY	C	345	-0.062	26.651	-5.149	1.00	53.04	C
ATOM	2707	C	GLY	C	345	-0.334	25.448	-6.056	1.00	56.85	C
ATOM	2708	O	GLY	C	345	-0.189	25.503	-7.279	1.00	55.88	O
ATOM	2709	N	GLY	C	346	-0.728	24.337	-5.431	1.00	58.31	N
ATOM	2710	CA	GLY	C	346	-1.024	23.101	-6.111	1.00	50.28	C
ATOM	2711	C	GLY	C	346	-2.454	23.077	-6.605	1.00	47.65	C
ATOM	2712	O	GLY	C	346	-3.193	23.987	-6.376	1.00	44.84	O



ATOM	2713	N	PHE	C	347	-2.837	21.957	-7.213	1.00	49.06	N
ATOM	2714	CA	PHE	C	347	-3.998	21.811	-8.062	1.00	50.50	C
ATOM	2715	C	PHE	C	347	-4.186	20.315	-8.381	1.00	52.45	C
ATOM	2716	O	PHE	C	347	-3.211	19.571	-8.564	1.00	49.85	O
ATOM	2717	CB	PHE	C	347	-3.824	22.652	-9.333	1.00	48.91	C
ATOM	2718	CG	PHE	C	347	-5.026	22.693	-10.240	1.00	47.91	C
ATOM	2719	CD1	PHE	C	347	-6.231	23.222	-9.788	1.00	44.50	C
ATOM	2720	CD2	PHE	C	347	-4.947	22.226	-11.547	1.00	48.20	C
ATOM	2721	CE1	PHE	C	347	-7.341	23.269	-10.611	1.00	42.51	C
ATOM	2722	CE2	PHE	C	347	-6.052	22.290	-12.382	1.00	48.84	C
ATOM	2723	CZ	PHE	C	347	-7.245	22.808	-11.908	1.00	52.64	C
ATOM	2724	N	GLY	C	348	-5.450	19.878	-8.431	1.00	55.49	N
ATOM	2725	CA	GLY	C	348	-5.777	18.484	-8.683	1.00	56.05	C
ATOM	2726	C	GLY	C	348	-5.090	17.590	-7.661	1.00	50.87	C
ATOM	2727	O	GLY	C	348	-5.236	17.853	-6.475	1.00	50.39	O
ATOM	2728	N	PRO	C	349	-4.274	16.582	-8.065	1.00	47.25	N
ATOM	2729	CA	PRO	C	349	-3.621	15.680	-7.109	1.00	46.31	C
ATOM	2730	C	PRO	C	349	-2.632	16.346	-6.142	1.00	51.01	C
ATOM	2731	O	PRO	C	349	-2.104	15.693	-5.256	1.00	65.27	O
ATOM	2732	CB	PRO	C	349	-2.879	14.688	-8.012	1.00	44.88	C
ATOM	2733	CG	PRO	C	349	-2.678	15.437	-9.296	1.00	45.25	C
ATOM	2734	CD	PRO	C	349	-3.947	16.242	-9.455	1.00	45.47	C
ATOM	2735	N	THR	C	350	-2.438	17.657	-6.291	1.00	54.63	N
ATOM	2736	CA	THR	C	350	-1.329	18.396	-5.708	1.00	49.77	C
ATOM	2737	C	THR	C	350	-1.912	19.516	-4.817	1.00	49.90	C
ATOM	2738	O	THR	C	350	-1.193	20.262	-4.174	1.00	51.99	O
ATOM	2739	CB	THR	C	350	-0.412	18.684	-6.911	1.00	48.13	C
ATOM	2740	CG2	THR	C	350	-0.322	20.128	-7.336	1.00	44.19	C
ATOM	2741	OG1	THR	C	350	0.900	18.153	-6.716	1.00	52.68	O
ATOM	2742	N	MET	C	351	-3.244	19.600	-4.737	1.00	48.84	N
ATOM	2743	CA	MET	C	351	-3.922	20.575	-3.901	1.00	55.58	C
ATOM	2744	C	MET	C	351	-3.465	20.374	-2.455	1.00	57.66	C
ATOM	2745	O	MET	C	351	-3.593	19.278	-1.896	1.00	58.33	O

ATOM	2746	CB	MET	C	351	-5.455	20.457	-3.964	1.00	59.78	C
ATOM	2747	CG	MET	C	351	-6.200	21.586	-3.246	1.00	58.65	C
ATOM	2748	SD	MET	C	351	-5.848	23.224	-3.973	1.00	73.55	S
ATOM	2749	CE	MET	C	351	-5.164	24.113	-2.568	1.00	75.87	C
ATOM	2750	N	GLY	C	352	-2.898	21.449	-1.897	1.00	57.20	N
ATOM	2751	CA	GLY	C	352	-2.567	21.568	-0.502	1.00	50.97	C
ATOM	2752	C	GLY	C	352	-1.270	20.858	-0.133	1.00	50.34	C
ATOM	2753	O	GLY	C	352	-0.902	20.868	1.031	1.00	43.34	O
ATOM	2754	N	ILE	C	353	-0.580	20.230	-1.095	1.00	51.10	N
ATOM	2755	CA	ILE	C	353	0.606	19.421	-0.746	1.00	52.50	C
ATOM	2756	C	ILE	C	353	1.852	19.919	-1.489	1.00	53.03	C
ATOM	2757	O	ILE	C	353	2.962	19.760	-0.982	1.00	56.41	O
ATOM	2758	CB	ILE	C	353	0.367	17.901	-0.927	1.00	53.34	C
ATOM	2759	CG1	ILE	C	353	0.040	17.514	-2.369	1.00	58.77	C
ATOM	2760	CG2	ILE	C	353	-0.699	17.385	0.038	1.00	48.03	C
ATOM	2761	CD1	ILE	C	353	-0.062	16.006	-2.571	1.00	60.19	C
ATOM	2762	N	ALA	C	354	1.680	20.552	-2.656	1.00	54.90	N
ATOM	2763	CA	ALA	C	354	2.824	21.050	-3.418	1.00	51.04	C
ATOM	2764	C	ALA	C	354	2.580	22.472	-3.930	1.00	47.09	C
ATOM	2765	O	ALA	C	354	1.450	22.909	-4.069	1.00	59.06	O
ATOM	2766	CB	ALA	C	354	3.122	20.111	-4.551	1.00	50.21	C
ATOM	2767	N	TRP	C	355	3.681	23.190	-4.151	1.00	42.96	N
ATOM	2768	CA	TRP	C	355	3.741	24.316	-5.055	1.00	39.05	C
ATOM	2769	C	TRP	C	355	4.098	23.764	-6.439	1.00	40.71	C
ATOM	2770	O	TRP	C	355	4.638	22.636	-6.522	1.00	40.23	O
ATOM	2771	CB	TRP	C	355	4.803	25.337	-4.627	1.00	40.43	C
ATOM	2772	CG	TRP	C	355	4.721	25.975	-3.265	1.00	43.31	C
ATOM	2773	CD1	TRP	C	355	4.029	27.099	-2.929	1.00	45.75	C
ATOM	2774	CD2	TRP	C	355	5.483	25.628	-2.092	1.00	42.10	C
ATOM	2775	CE2	TRP	C	355	5.157	26.565	-1.090	1.00	45.06	C
ATOM	2776	CE3	TRP	C	355	6.385	24.602	-1.779	1.00	42.41	C
ATOM	2777	NE1	TRP	C	355	4.273	27.452	-1.631	1.00	45.86	N
ATOM	2778	CZ2	TRP	C	355	5.697	26.499	0.197	1.00	46.64	C

ATOM	2779	CZ3	TRP	C	355	6.920	24.532	-0.507	1.00	40.39	C
ATOM	2780	CH2	TRP	C	355	6.583	25.470	0.463	1.00	41.52	C
ATOM	2781	N	ARG	C	356	3.874	24.563	-7.498	1.00	36.28	N
ATOM	2782	CA	ARG	C	356	4.118	24.116	-8.877	1.00	36.85	C
ATOM	2783	C	ARG	C	356	5.078	25.080	-9.594	1.00	38.61	C
ATOM	2784	O	ARG	C	356	4.793	26.275	-9.786	1.00	38.29	O
ATOM	2785	CB	ARG	C	356	2.773	23.982	-9.593	1.00	39.48	C
ATOM	2786	CG	ARG	C	356	1.783	23.093	-8.851	1.00	40.02	C
ATOM	2787	CD	ARG	C	356	0.531	22.785	-9.632	1.00	40.30	C
ATOM	2788	NE	ARG	C	356	-0.353	23.929	-9.792	1.00	41.71	N
ATOM	2789	CZ	ARG	C	356	-1.063	24.161	-10.884	1.00	40.49	C
ATOM	2790	NH1	ARG	C	356	-0.971	23.330	-11.911	1.00	45.34	N1+
ATOM	2791	NH2	ARG	C	356	-1.830	25.228	-10.961	1.00	41.21	N
ATOM	2792	N	ALA	C	357	6.237	24.558	-9.994	1.00	37.10	N
ATOM	2793	CA	ALA	C	357	7.294	25.402	-10.458	1.00	39.56	C
ATOM	2794	C	ALA	C	357	7.426	25.303	-11.986	1.00	41.29	C
ATOM	2795	O	ALA	C	357	7.721	24.237	-12.530	1.00	42.12	O
ATOM	2796	CB	ALA	C	357	8.556	25.034	-9.742	1.00	43.41	C
ATOM	2797	N	GLY	C	358	7.223	26.448	-12.654	1.00	40.45	N
ATOM	2798	CA	GLY	C	358	7.150	26.532	-14.080	1.00	40.07	C
ATOM	2799	C	GLY	C	358	8.473	26.876	-14.724	1.00	39.34	C
ATOM	2800	O	GLY	C	358	9.157	27.829	-14.320	1.00	36.71	O
ATOM	2801	N	ILE	C	359	8.809	26.127	-15.775	1.00	38.06	N
ATOM	2802	CA	ILE	C	359	9.906	26.512	-16.653	1.00	40.98	C
ATOM	2803	C	ILE	C	359	9.387	26.622	-18.093	1.00	37.45	C
ATOM	2804	O	ILE	C	359	9.453	25.695	-18.855	1.00	36.98	O
ATOM	2805	CB	ILE	C	359	11.079	25.534	-16.493	1.00	43.35	C
ATOM	2806	CG1	ILE	C	359	11.490	25.440	-15.021	1.00	45.53	C
ATOM	2807	CG2	ILE	C	359	12.254	25.918	-17.387	1.00	42.86	C
ATOM	2808	CD1	ILE	C	359	12.712	24.565	-14.791	1.00	48.88	C
ATOM	2809	N	MET	C	360	8.890	27.809	-18.436	1.00	36.36	N
ATOM	2810	CA	MET	C	360	8.113	28.032	-19.645	1.00	36.50	C
ATOM	2811	C	MET	C	360	8.325	29.464	-20.155	1.00	36.77	C

ATOM	2812	O	MET	C	360	8.520	30.400	-19.370	1.00	38.92	O
ATOM	2813	CB	MET	C	360	6.629	27.862	-19.319	1.00	34.70	C
ATOM	2814	CG	MET	C	360	6.263	26.467	-18.977	1.00	36.38	C
ATOM	2815	SD	MET	C	360	4.496	26.398	-18.660	1.00	38.27	S
ATOM	2816	CE	MET	C	360	4.291	24.641	-18.404	1.00	41.58	C
ATOM	2817	N	GLY	C	361	8.245	29.648	-21.471	1.00	37.16	N
ATOM	2818	CA	GLY	C	361	8.403	30.974	-22.050	1.00	39.00	C
ATOM	2819	C	GLY	C	361	9.712	31.596	-21.607	1.00	40.39	C
ATOM	2820	O	GLY	C	361	10.692	30.895	-21.526	1.00	40.92	O
ATOM	2821	N	GLU	C	362	9.717	32.901	-21.308	1.00	41.32	N
ATOM	2822	CA	GLU	C	362	10.993	33.665	-21.225	1.00	43.75	C
ATOM	2823	C	GLU	C	362	11.726	33.390	-19.910	1.00	44.39	C
ATOM	2824	O	GLU	C	362	12.899	33.750	-19.789	1.00	42.47	O
ATOM	2825	CB	GLU	C	362	10.784	35.173	-21.366	1.00	44.78	C
ATOM	2826	CG	GLU	C	362	10.575	35.614	-22.790	1.00	47.46	C
ATOM	2827	CD	GLU	C	362	11.817	35.579	-23.655	1.00	53.16	C
ATOM	2828	OE1	GLU	C	362	12.606	36.550	-23.569	1.00	54.47	O
ATOM	2829	OE2	GLU	C	362	11.976	34.591	-24.428	1.00	52.00	O1-
ATOM	2830	N	SER	C	363	11.058	32.744	-18.949	1.00	42.76	N
ATOM	2831	CA	SER	C	363	11.723	32.371	-17.717	1.00	44.60	C
ATOM	2832	C	SER	C	363	12.329	30.968	-17.838	1.00	43.80	C
ATOM	2833	O	SER	C	363	12.555	30.319	-16.824	1.00	45.48	O
ATOM	2834	CB	SER	C	363	10.802	32.509	-16.525	1.00	44.03	C
ATOM	2835	OG	SER	C	363	10.458	33.886	-16.312	1.00	44.44	O
ATOM	2836	N	SER	C	364	12.628	30.532	-19.071	1.00	41.02	N
ATOM	2837	CA	SER	C	364	13.350	29.268	-19.346	1.00	41.44	C
ATOM	2838	C	SER	C	364	14.858	29.530	-19.455	1.00	42.20	C
ATOM	2839	O	SER	C	364	15.469	29.226	-20.466	1.00	45.39	O
ATOM	2840	CB	SER	C	364	12.850	28.640	-20.603	1.00	36.31	C
ATOM	2841	OG	SER	C	364	11.484	28.318	-20.479	1.00	41.54	O
ATOM	2842	N	THR	C	365	15.442	30.148	-18.427	1.00	40.64	N
ATOM	2843	CA	THR	C	365	16.866	30.484	-18.422	1.00	39.56	C
ATOM	2844	C	THR	C	365	17.477	30.031	-17.090	1.00	37.73	C

ATOM	2845	O	THR	C	365	16.786	30.001	-16.059	1.00	33.91	O
ATOM	2846	CB	THR	C	365	17.133	31.974	-18.699	1.00	37.83	C
ATOM	2847	CG2	THR	C	365	16.484	32.473	-19.971	1.00	35.41	C
ATOM	2848	OG1	THR	C	365	16.661	32.751	-17.602	1.00	42.01	O
ATOM	2849	N	LEU	C	366	18.757	29.644	-17.167	1.00	38.34	N
ATOM	2850	CA	LEU	C	366	19.590	29.341	-16.020	1.00	41.86	C
ATOM	2851	C	LEU	C	366	19.467	30.459	-14.984	1.00	37.38	C
ATOM	2852	O	LEU	C	366	19.285	30.192	-13.823	1.00	36.42	O
ATOM	2853	CB	LEU	C	366	21.040	29.206	-16.487	1.00	50.74	C
ATOM	2854	CG	LEU	C	366	21.764	27.955	-16.003	1.00	62.16	C
ATOM	2855	CD1	LEU	C	366	23.045	27.738	-16.805	1.00	66.22	C
ATOM	2856	CD2	LEU	C	366	22.040	28.030	-14.502	1.00	63.25	C
ATOM	2857	N	GLN	C	367	19.534	31.709	-15.453	1.00	39.13	N
ATOM	2858	CA	GLN	C	367	19.458	32.911	-14.604	1.00	40.80	C
ATOM	2859	C	GLN	C	367	18.098	32.999	-13.911	1.00	35.77	C
ATOM	2860	O	GLN	C	367	18.056	33.416	-12.785	1.00	43.22	O
ATOM	2861	CB	GLN	C	367	19.704	34.211	-15.385	1.00	38.13	C
ATOM	2862	CG	GLN	C	367	21.089	34.269	-16.018	1.00	39.32	C
ATOM	2863	CD	GLN	C	367	21.074	33.805	-17.455	1.00	38.93	C
ATOM	2864	NE2	GLN	C	367	21.886	34.437	-18.272	1.00	30.98	N
ATOM	2865	OE1	GLN	C	367	20.305	32.926	-17.841	1.00	44.67	O
ATOM	2866	N	ARG	C	368	17.005	32.639	-14.591	1.00	33.47	N
ATOM	2867	CA	ARG	C	368	15.680	32.767	-13.990	1.00	35.16	C
ATOM	2868	C	ARG	C	368	15.439	31.671	-12.954	1.00	36.40	C
ATOM	2869	O	ARG	C	368	14.796	31.937	-11.950	1.00	37.88	O
ATOM	2870	CB	ARG	C	368	14.573	32.760	-15.041	1.00	37.23	C
ATOM	2871	CG	ARG	C	368	14.330	34.134	-15.645	1.00	38.91	C
ATOM	2872	CD	ARG	C	368	13.511	35.014	-14.722	1.00	38.87	C
ATOM	2873	NE	ARG	C	368	13.553	36.406	-15.133	1.00	39.45	N
ATOM	2874	CZ	ARG	C	368	12.681	36.994	-15.931	1.00	38.62	C
ATOM	2875	NH1	ARG	C	368	11.579	36.363	-16.319	1.00	43.15	N1+
ATOM	2876	NH2	ARG	C	368	12.933	38.223	-16.337	1.00	37.60	N
ATOM	2877	N	VAL	C	369	15.955	30.458	-13.209	1.00	39.76	N

ATOM	2878	CA	VAL	C	369	15.839	29.338	-12.266	1.00	39.83	C
ATOM	2879	C	VAL	C	369	16.596	29.683	-10.971	1.00	39.07	C
ATOM	2880	O	VAL	C	369	16.087	29.489	-9.890	1.00	36.84	O
ATOM	2881	CB	VAL	C	369	16.338	28.024	-12.892	1.00	41.64	C
ATOM	2882	CG1	VAL	C	369	16.281	26.871	-11.904	1.00	42.89	C
ATOM	2883	CG2	VAL	C	369	15.550	27.660	-14.137	1.00	43.58	C
ATOM	2884	N	ASN	C	370	17.813	30.214	-11.113	1.00	40.16	N
ATOM	2885	CA	ASN	C	370	18.687	30.586	-9.988	1.00	40.57	C
ATOM	2886	C	ASN	C	370	18.030	31.672	-9.136	1.00	41.33	C
ATOM	2887	O	ASN	C	370	18.167	31.664	-7.906	1.00	43.62	O
ATOM	2888	CB	ASN	C	370	20.070	31.043	-10.463	1.00	37.03	C
ATOM	2889	CG	ASN	C	370	20.919	29.869	-10.872	1.00	33.32	C
ATOM	2890	ND2	ASN	C	370	21.719	30.030	-11.903	1.00	35.76	N
ATOM	2891	OD1	ASN	C	370	20.820	28.808	-10.283	1.00	36.65	O
ATOM	2892	N	PHE	C	371	17.298	32.578	-9.788	1.00	38.44	N
ATOM	2893	CA	PHE	C	371	16.492	33.560	-9.076	1.00	38.71	C
ATOM	2894	C	PHE	C	371	15.323	32.895	-8.318	1.00	41.55	C
ATOM	2895	O	PHE	C	371	15.068	33.244	-7.172	1.00	41.84	O
ATOM	2896	CB	PHE	C	371	15.960	34.610	-10.051	1.00	38.79	C
ATOM	2897	CG	PHE	C	371	15.205	35.685	-9.323	1.00	37.84	C
ATOM	2898	CD1	PHE	C	371	15.871	36.540	-8.470	1.00	39.88	C
ATOM	2899	CD2	PHE	C	371	13.834	35.783	-9.417	1.00	36.75	C
ATOM	2900	CE1	PHE	C	371	15.186	37.508	-7.761	1.00	38.83	C
ATOM	2901	CE2	PHE	C	371	13.151	36.757	-8.713	1.00	37.32	C
ATOM	2902	CZ	PHE	C	371	13.831	37.608	-7.881	1.00	36.89	C
ATOM	2903	N	TYR	C	372	14.618	31.952	-8.971	1.00	40.49	N
ATOM	2904	CA	TYR	C	372	13.477	31.220	-8.386	1.00	43.79	C
ATOM	2905	C	TYR	C	372	13.944	30.536	-7.095	1.00	40.81	C
ATOM	2906	O	TYR	C	372	13.334	30.673	-6.030	1.00	41.11	O
ATOM	2907	CB	TYR	C	372	12.859	30.220	-9.387	1.00	44.80	C
ATOM	2908	CG	TYR	C	372	11.564	29.578	-8.936	1.00	43.74	C
ATOM	2909	CD1	TYR	C	372	11.562	28.505	-8.060	1.00	42.31	C
ATOM	2910	CD2	TYR	C	372	10.326	30.069	-9.333	1.00	48.80	C

ATOM	2911	CE1	TYR	C	372	10.381	27.927	-7.611	1.00	41.54	C
ATOM	2912	CE2	TYR	C	372	9.131	29.503	-8.895	1.00	46.20	C
ATOM	2913	CZ	TYR	C	372	9.160	28.416	-8.036	1.00	45.68	C
ATOM	2914	OH	TYR	C	372	8.004	27.851	-7.575	1.00	48.30	O
ATOM	2915	N	LEU	C	373	15.045	29.802	-7.195	1.00	38.87	N
ATOM	2916	CA	LEU	C	373	15.569	29.078	-6.039	1.00	42.53	C
ATOM	2917	C	LEU	C	373	15.855	30.064	-4.901	1.00	42.09	C
ATOM	2918	O	LEU	C	373	15.415	29.845	-3.781	1.00	38.11	O
ATOM	2919	CB	LEU	C	373	16.830	28.317	-6.450	1.00	40.31	C
ATOM	2920	CG	LEU	C	373	16.603	27.156	-7.421	1.00	40.48	C
ATOM	2921	CD1	LEU	C	373	17.912	26.703	-8.046	1.00	42.28	C
ATOM	2922	CD2	LEU	C	373	15.930	25.985	-6.728	1.00	40.41	C
ATOM	2923	N	TYR	C	374	16.583	31.140	-5.222	1.00	42.85	N
ATOM	2924	CA	TYR	C	374	16.971	32.155	-4.240	1.00	45.72	C
ATOM	2925	C	TYR	C	374	15.728	32.666	-3.498	1.00	48.21	C
ATOM	2926	O	TYR	C	374	15.649	32.627	-2.267	1.00	49.87	O
ATOM	2927	CB	TYR	C	374	17.682	33.334	-4.916	1.00	41.76	C
ATOM	2928	CG	TYR	C	374	17.931	34.529	-4.020	1.00	40.31	C
ATOM	2929	CD1	TYR	C	374	18.999	34.552	-3.131	1.00	39.70	C
ATOM	2930	CD2	TYR	C	374	17.127	35.660	-4.086	1.00	39.52	C
ATOM	2931	CE1	TYR	C	374	19.232	35.635	-2.294	1.00	38.75	C
ATOM	2932	CE2	TYR	C	374	17.361	36.761	-3.274	1.00	41.71	C
ATOM	2933	CZ	TYR	C	374	18.409	36.747	-2.366	1.00	40.11	C
ATOM	2934	OH	TYR	C	374	18.664	37.843	-1.594	1.00	38.15	O
ATOM	2935	N	ALA	C	375	14.769	33.139	-4.290	1.00	44.52	N
ATOM	2936	CA	ALA	C	375	13.635	33.886	-3.835	1.00	43.19	C
ATOM	2937	C	ALA	C	375	12.714	33.013	-2.976	1.00	43.47	C
ATOM	2938	O	ALA	C	375	12.171	33.492	-1.974	1.00	39.41	O
ATOM	2939	CB	ALA	C	375	12.912	34.416	-5.055	1.00	45.58	C
ATOM	2940	N	PHE	C	376	12.488	31.772	-3.438	1.00	46.56	N
ATOM	2941	CA	PHE	C	376	11.729	30.737	-2.729	1.00	46.71	C
ATOM	2942	C	PHE	C	376	12.340	30.535	-1.341	1.00	49.89	C
ATOM	2943	O	PHE	C	376	11.603	30.526	-0.349	1.00	47.71	O

ATOM	2944	CB	PHE	C	376	11.734	29.436	-3.537	1.00	47.73	C
ATOM	2945	CG	PHE	C	376	11.018	28.259	-2.921	1.00	50.35	C
ATOM	2946	CD1	PHE	C	376	9.827	28.404	-2.233	1.00	59.42	C
ATOM	2947	CD2	PHE	C	376	11.508	26.975	-3.087	1.00	59.30	C
ATOM	2948	CE1	PHE	C	376	9.165	27.304	-1.699	1.00	58.46	C
ATOM	2949	CE2	PHE	C	376	10.844	25.874	-2.557	1.00	60.36	C
ATOM	2950	CZ	PHE	C	376	9.669	26.039	-1.871	1.00	55.57	C
ATOM	2951	N	LYS	C	377	13.683	30.407	-1.297	1.00	48.86	N
ATOM	2952	CA	LYS	C	377	14.423	30.098	-0.078	1.00	48.49	C
ATOM	2953	C	LYS	C	377	14.345	31.277	0.886	1.00	48.73	C
ATOM	2954	O	LYS	C	377	14.099	31.055	2.040	1.00	49.81	O
ATOM	2955	CB	LYS	C	377	15.903	29.804	-0.326	1.00	48.93	C
ATOM	2956	CG	LYS	C	377	16.698	29.512	0.941	1.00	47.33	C
ATOM	2957	CD	LYS	C	377	18.122	29.062	0.697	1.00	51.16	C
ATOM	2958	CE	LYS	C	377	18.845	28.651	1.967	1.00	58.81	C
ATOM	2959	NZ	LYS	C	377	19.795	27.530	1.733	1.00	62.68	N1+
ATOM	2960	N	GLU	C	378	14.623	32.494	0.392	1.00	48.80	N
ATOM	2961	CA	GLU	C	378	14.529	33.731	1.178	1.00	46.38	C
ATOM	2962	C	GLU	C	378	13.109	33.882	1.735	1.00	47.63	C
ATOM	2963	O	GLU	C	378	12.964	34.216	2.899	1.00	45.60	O
ATOM	2964	CB	GLU	C	378	14.908	34.961	0.354	1.00	46.74	C
ATOM	2965	CG	GLU	C	378	16.403	35.090	0.102	1.00	52.71	C
ATOM	2966	CD	GLU	C	378	17.261	35.151	1.363	1.00	58.43	C
ATOM	2967	OE1	GLU	C	378	17.153	36.179	2.093	1.00	45.50	O
ATOM	2968	OE2	GLU	C	378	18.024	34.149	1.626	1.00	62.09	O1-
ATOM	2969	N	SER	C	379	12.096	33.587	0.903	1.00	47.38	N
ATOM	2970	CA	SER	C	379	10.684	33.701	1.256	1.00	46.95	C
ATOM	2971	C	SER	C	379	10.310	32.705	2.349	1.00	44.63	C
ATOM	2972	O	SER	C	379	9.528	33.061	3.217	1.00	47.18	O
ATOM	2973	CB	SER	C	379	9.782	33.513	0.057	1.00	46.50	C
ATOM	2974	OG	SER	C	379	10.101	34.434	-0.962	1.00	42.57	O
ATOM	2975	N	LEU	C	380	10.835	31.476	2.258	1.00	47.65	N
ATOM	2976	CA	LEU	C	380	10.650	30.409	3.278	1.00	54.62	C



ATOM	2977	C	LEU	C	380	11.063	30.917	4.662	1.00	55.43	C
ATOM	2978	O	LEU	C	380	10.258	30.902	5.574	1.00	50.31	O
ATOM	2979	CB	LEU	C	380	11.503	29.192	2.912	1.00	57.77	C
ATOM	2980	CG	LEU	C	380	10.742	27.930	2.529	1.00	66.04	C
ATOM	2981	CD1	LEU	C	380	11.643	27.002	1.730	1.00	76.17	C
ATOM	2982	CD2	LEU	C	380	10.188	27.222	3.758	1.00	61.72	C
ATOM	2983	N	LYS	C	381	12.321	31.381	4.749	1.00	56.76	N
ATOM	2984	CA	LYS	C	381	13.025	31.821	5.965	1.00	61.34	C
ATOM	2985	C	LYS	C	381	12.398	33.108	6.541	1.00	65.58	C
ATOM	2986	O	LYS	C	381	12.367	33.309	7.751	1.00	78.82	O
ATOM	2987	CB	LYS	C	381	14.510	32.089	5.655	1.00	67.89	C
ATOM	2988	CG	LYS	C	381	15.343	30.904	5.156	1.00	73.11	C
ATOM	2989	CD	LYS	C	381	16.875	31.128	5.091	1.00	76.66	C
ATOM	2990	CE	LYS	C	381	17.307	32.541	4.735	1.00	76.18	C
ATOM	2991	NZ	LYS	C	381	18.711	32.629	4.257	1.00	65.86	N1+
ATOM	2992	N	ALA	C	382	11.944	34.019	5.680	1.00	61.02	N
ATOM	2993	CA	ALA	C	382	11.354	35.260	6.139	1.00	59.47	C
ATOM	2994	C	ALA	C	382	10.035	34.984	6.873	1.00	56.27	C
ATOM	2995	O	ALA	C	382	9.665	35.755	7.733	1.00	53.03	O
ATOM	2996	CB	ALA	C	382	11.132	36.204	4.984	1.00	61.27	C
ATOM	2997	N	THR	C	383	9.321	33.922	6.484	1.00	52.76	N
ATOM	2998	CA	THR	C	383	7.969	33.633	7.002	1.00	55.07	C
ATOM	2999	C	THR	C	383	7.969	32.511	8.046	1.00	57.83	C
ATOM	3000	O	THR	C	383	7.005	32.414	8.807	1.00	54.24	O
ATOM	3001	CB	THR	C	383	7.001	33.222	5.889	1.00	51.93	C
ATOM	3002	CG2	THR	C	383	6.565	34.407	5.059	1.00	51.50	C
ATOM	3003	OG1	THR	C	383	7.634	32.225	5.083	1.00	53.28	O
ATOM	3004	N	HIS	C	384	9.019	31.673	8.032	1.00	60.23	N
ATOM	3005	CA	HIS	C	384	9.265	30.575	8.974	1.00	62.50	C
ATOM	3006	C	HIS	C	384	10.706	30.647	9.495	1.00	68.06	C
ATOM	3007	O	HIS	C	384	11.615	30.861	8.710	1.00	89.54	O
ATOM	3008	CB	HIS	C	384	8.969	29.249	8.261	1.00	58.69	C
ATOM	3009	CG	HIS	C	384	7.611	29.175	7.636	1.00	62.74	C

ATOM	3010	CD2	HIS	C	384	6.610	28.269	7.758	1.00	64.15	C
ATOM	3011	ND1	HIS	C	384	7.152	30.120	6.741	1.00	65.42	N
ATOM	3012	CE1	HIS	C	384	5.934	29.798	6.336	1.00	61.68	C
ATOM	3013	NE2	HIS	C	384	5.575	28.672	6.948	1.00	61.33	N
ATOM	3014	N	PRO	C	385	11.024	30.401	10.791	1.00	85.82	N
ATOM	3015	CA	PRO	C	385	12.410	30.536	11.255	1.00	82.20	C
ATOM	3016	C	PRO	C	385	13.367	29.514	10.612	1.00	82.91	C
ATOM	3017	O	PRO	C	385	13.791	28.549	11.253	1.00	84.47	O
ATOM	3018	CB	PRO	C	385	12.291	30.298	12.764	1.00	80.72	C
ATOM	3019	CG	PRO	C	385	11.099	29.362	12.892	1.00	84.27	C
ATOM	3020	CD	PRO	C	385	10.131	29.851	11.831	1.00	87.64	C
TER	3021		PRO	C	385						
HETATM	3022	P	PLP	C	401	-6.445	26.743	-20.550	1.00	44.65	P
HETATM	3023	O1P	PLP	C	401	-7.905	26.469	-20.831	1.00	43.50	O
HETATM	3024	O2P	PLP	C	401	-5.786	27.675	-21.569	1.00	45.58	O1-
HETATM	3025	O3P	PLP	C	401	-6.231	27.066	-19.073	1.00	44.85	O
HETATM	3026	O4P	PLP	C	401	-5.593	25.375	-20.710	1.00	47.81	O
HETATM	3027	N1	PLP	C	401	-4.286	20.880	-20.185	1.00	48.60	N
HETATM	3028	C2	PLP	C	401	-3.037	21.040	-19.626	1.00	44.53	C
HETATM	3029	C2A	PLP	C	401	-2.023	19.927	-19.530	1.00	46.19	C
HETATM	3030	C3	PLP	C	401	-2.631	22.357	-19.123	1.00	45.04	C
HETATM	3031	O3	PLP	C	401	-1.397	22.469	-18.610	1.00	44.71	O
HETATM	3032	C4	PLP	C	401	-3.608	23.489	-19.183	1.00	50.01	C
HETATM	3033	C4A	PLP	C	401	-3.199	24.848	-18.670	1.00	53.59	C
HETATM	3034	C5	PLP	C	401	-4.943	23.162	-19.816	1.00	46.94	C
HETATM	3035	C5A	PLP	C	401	-6.033	24.196	-19.981	1.00	51.34	C
HETATM	3036	C6	PLP	C	401	-5.200	21.870	-20.296	1.00	44.73	C
ATOM	3037	N	MET	D	1	18.320	13.662	-32.168	1.00	68.10	N
ATOM	3038	CA	MET	D	1	16.925	14.220	-32.047	1.00	67.24	C
ATOM	3039	C	MET	D	1	16.293	14.411	-33.435	1.00	71.11	C
ATOM	3040	O	MET	D	1	15.089	14.151	-33.608	1.00	70.32	O
ATOM	3041	CB	MET	D	1	16.913	15.572	-31.329	1.00	62.28	C
ATOM	3042	CG	MET	D	1	16.488	15.501	-29.876	1.00	62.52	C

ATOM	3043	SD	MET	D	1	15.704	17.042	-29.295	1.00	54.45	S
ATOM	3044	CE	MET	D	1	16.062	16.963	-27.538	1.00	56.91	C
ATOM	3045	N	LYS	D	2	17.081	14.958	-34.374	1.00	66.69	N
ATOM	3046	CA	LYS	D	2	16.755	14.994	-35.806	1.00	71.66	C
ATOM	3047	C	LYS	D	2	15.263	15.306	-36.050	1.00	64.56	C
ATOM	3048	O	LYS	D	2	14.452	14.416	-36.333	1.00	63.40	O
ATOM	3049	CB	LYS	D	2	17.172	13.662	-36.431	1.00	77.79	C
ATOM	3050	CG	LYS	D	2	18.664	13.373	-36.344	1.00	86.58	C
ATOM	3051	CD	LYS	D	2	19.074	12.101	-37.050	1.00	90.36	C
ATOM	3052	CE	LYS	D	2	20.213	12.316	-38.024	1.00	90.57	C
ATOM	3053	NZ	LYS	D	2	20.607	11.045	-38.676	1.00	94.19	N1+
ATOM	3054	N	PHE	D	3	14.918	16.598	-35.994	1.00	55.33	N
ATOM	3055	CA	PHE	D	3	13.601	17.099	-36.395	1.00	52.68	C
ATOM	3056	C	PHE	D	3	13.615	17.495	-37.891	1.00	50.32	C
ATOM	3057	O	PHE	D	3	14.614	17.969	-38.400	1.00	40.02	O
ATOM	3058	CB	PHE	D	3	13.230	18.292	-35.505	1.00	53.19	C
ATOM	3059	CG	PHE	D	3	13.143	18.044	-34.017	1.00	53.00	C
ATOM	3060	CD1	PHE	D	3	12.084	17.333	-33.466	1.00	55.99	C
ATOM	3061	CD2	PHE	D	3	14.098	18.550	-33.148	1.00	52.70	C
ATOM	3062	CE1	PHE	D	3	11.994	17.134	-32.090	1.00	61.71	C
ATOM	3063	CE2	PHE	D	3	13.995	18.355	-31.775	1.00	54.73	C
ATOM	3064	CZ	PHE	D	3	12.943	17.654	-31.240	1.00	49.79	C
ATOM	3065	N	THR	D	4	12.493	17.287	-38.598	1.00	49.22	N
ATOM	3066	CA	THR	D	4	12.190	18.004	-39.833	1.00	52.39	C
ATOM	3067	C	THR	D	4	12.631	19.456	-39.676	1.00	54.94	C
ATOM	3068	O	THR	D	4	12.249	20.076	-38.692	1.00	52.31	O
ATOM	3069	CB	THR	D	4	10.681	18.147	-40.095	1.00	55.56	C
ATOM	3070	CG2	THR	D	4	10.420	18.582	-41.523	1.00	60.00	C
ATOM	3071	OG1	THR	D	4	9.940	16.958	-39.810	1.00	47.16	O
ATOM	3072	N	PRO	D	5	13.370	20.074	-40.626	1.00	50.23	N
ATOM	3073	CA	PRO	D	5	13.761	21.476	-40.488	1.00	51.60	C
ATOM	3074	C	PRO	D	5	12.542	22.408	-40.495	1.00	52.07	C
ATOM	3075	O	PRO	D	5	11.449	22.012	-40.891	1.00	53.85	O

ATOM	3076	CB	PRO	D	5	14.703	21.707	-41.682	1.00	51.89	C
ATOM	3077	CG	PRO	D	5	14.268	20.691	-42.710	1.00	49.16	C
ATOM	3078	CD	PRO	D	5	13.817	19.494	-41.895	1.00	52.60	C
ATOM	3079	N	PRO	D	6	12.673	23.655	-39.991	1.00	51.59	N
ATOM	3080	CA	PRO	D	6	11.570	24.613	-39.965	1.00	50.80	C
ATOM	3081	C	PRO	D	6	11.371	25.400	-41.255	1.00	51.86	C
ATOM	3082	O	PRO	D	6	12.323	25.637	-42.009	1.00	53.97	O
ATOM	3083	CB	PRO	D	6	12.046	25.613	-38.905	1.00	58.49	C
ATOM	3084	CG	PRO	D	6	13.549	25.652	-39.097	1.00	56.47	C
ATOM	3085	CD	PRO	D	6	13.911	24.211	-39.415	1.00	56.51	C
ATOM	3086	N	PRO	D	7	10.142	25.902	-41.495	1.00	47.37	N
ATOM	3087	CA	PRO	D	7	9.801	26.570	-42.756	1.00	49.68	C
ATOM	3088	C	PRO	D	7	10.442	27.959	-42.936	1.00	51.86	C
ATOM	3089	O	PRO	D	7	10.434	28.784	-42.018	1.00	53.13	O
ATOM	3090	CB	PRO	D	7	8.277	26.728	-42.667	1.00	48.15	C
ATOM	3091	CG	PRO	D	7	8.029	26.856	-41.166	1.00	50.29	C
ATOM	3092	CD	PRO	D	7	9.038	25.910	-40.528	1.00	48.08	C
ATOM	3093	N	SER	D	8	10.938	28.229	-44.146	1.00	54.28	N
ATOM	3094	CA	SER	D	8	11.566	29.502	-44.478	1.00	54.46	C
ATOM	3095	C	SER	D	8	10.553	30.670	-44.449	1.00	53.34	C
ATOM	3096	O	SER	D	8	10.958	31.826	-44.450	1.00	49.18	O
ATOM	3097	CB	SER	D	8	12.267	29.407	-45.807	1.00	52.20	C
ATOM	3098	OG	SER	D	8	11.329	29.119	-46.826	1.00	56.06	O
ATOM	3099	N	SER	D	9	9.242	30.392	-44.395	1.00	54.08	N
ATOM	3100	CA	SER	D	9	8.252	31.467	-44.339	1.00	51.61	C
ATOM	3101	C	SER	D	9	8.163	32.110	-42.938	1.00	55.97	C
ATOM	3102	O	SER	D	9	7.263	32.906	-42.708	1.00	64.56	O
ATOM	3103	CB	SER	D	9	6.901	30.998	-44.816	1.00	52.50	C
ATOM	3104	OG	SER	D	9	6.283	30.122	-43.890	1.00	54.33	O
ATOM	3105	N	LEU	D	10	9.078	31.777	-42.016	1.00	54.82	N
ATOM	3106	CA	LEU	D	10	9.207	32.442	-40.717	1.00	47.01	C
ATOM	3107	C	LEU	D	10	10.559	33.153	-40.618	1.00	49.46	C
ATOM	3108	O	LEU	D	10	10.916	33.653	-39.543	1.00	42.90	O

ATOM	3109	CB	LEU	D	10	9.134	31.400	-39.600	1.00	44.62	C
ATOM	3110	CG	LEU	D	10	7.853	30.593	-39.472	1.00	43.71	C
ATOM	3111	CD1	LEU	D	10	8.088	29.436	-38.508	1.00	46.85	C
ATOM	3112	CD2	LEU	D	10	6.677	31.454	-39.006	1.00	40.46	C
ATOM	3113	N	ARG	D	11	11.344	33.149	-41.703	1.00	54.56	N
ATOM	3114	CA	ARG	D	11	12.696	33.750	-41.674	1.00	57.23	C
ATOM	3115	C	ARG	D	11	12.572	35.272	-41.517	1.00	51.38	C
ATOM	3116	O	ARG	D	11	13.437	35.905	-40.933	1.00	51.82	O
ATOM	3117	CB	ARG	D	11	13.505	33.389	-42.926	1.00	63.71	C
ATOM	3118	CG	ARG	D	11	13.921	31.923	-42.987	1.00	73.90	C
ATOM	3119	CD	ARG	D	11	15.067	31.602	-43.943	1.00	79.69	C
ATOM	3120	NE	ARG	D	11	15.871	30.459	-43.487	1.00	87.72	N
ATOM	3121	CZ	ARG	D	11	15.954	29.261	-44.084	1.00	89.78	C
ATOM	3122	NH1	ARG	D	11	15.393	29.041	-45.262	1.00	75.39	N1+
ATOM	3123	NH2	ARG	D	11	16.613	28.278	-43.494	1.00	94.18	N
ATOM	3124	N	GLY	D	12	11.460	35.837	-42.004	1.00	46.26	N
ATOM	3125	CA	GLY	D	12	11.314	37.260	-42.118	1.00	47.96	C
ATOM	3126	C	GLY	D	12	10.369	37.846	-41.074	1.00	51.29	C
ATOM	3127	O	GLY	D	12	9.675	37.142	-40.332	1.00	55.17	O
ATOM	3128	N	PRO	D	13	10.282	39.185	-41.033	1.00	44.06	N
ATOM	3129	CA	PRO	D	13	9.557	39.874	-39.977	1.00	43.55	C
ATOM	3130	C	PRO	D	13	8.040	39.849	-40.180	1.00	46.22	C
ATOM	3131	O	PRO	D	13	7.577	39.499	-41.264	1.00	47.59	O
ATOM	3132	CB	PRO	D	13	10.108	41.304	-40.071	1.00	43.36	C
ATOM	3133	CG	PRO	D	13	10.481	41.477	-41.523	1.00	42.51	C
ATOM	3134	CD	PRO	D	13	10.901	40.101	-42.000	1.00	45.75	C
ATOM	3135	N	LEU	D	14	7.311	40.212	-39.113	1.00	49.27	N
ATOM	3136	CA	LEU	D	14	5.864	40.428	-39.128	1.00	52.16	C
ATOM	3137	C	LEU	D	14	5.579	41.911	-39.392	1.00	50.31	C
ATOM	3138	O	LEU	D	14	6.121	42.768	-38.721	1.00	59.13	O
ATOM	3139	CB	LEU	D	14	5.284	40.007	-37.777	1.00	51.65	C
ATOM	3140	CG	LEU	D	14	3.814	40.358	-37.583	1.00	48.41	C
ATOM	3141	CD1	LEU	D	14	2.953	39.256	-38.148	1.00	49.15	C

ATOM	3142	CD2	LEU	D	14	3.485	40.603	-36.119	1.00	45.02	C
ATOM	3143	N	VAL	D	15	4.695	42.184	-40.354	1.00	55.46	N
ATOM	3144	CA	VAL	D	15	4.471	43.524	-40.913	1.00	51.79	C
ATOM	3145	C	VAL	D	15	2.972	43.681	-41.219	1.00	50.55	C
ATOM	3146	O	VAL	D	15	2.468	43.088	-42.163	1.00	47.20	O
ATOM	3147	CB	VAL	D	15	5.355	43.726	-42.161	1.00	54.06	C
ATOM	3148	CG1	VAL	D	15	4.883	44.879	-43.041	1.00	54.11	C
ATOM	3149	CG2	VAL	D	15	6.827	43.902	-41.778	1.00	54.82	C
ATOM	3150	N	ILE	D	16	2.270	44.465	-40.391	1.00	45.81	N
ATOM	3151	CA	ILE	D	16	0.839	44.670	-40.515	1.00	44.23	C
ATOM	3152	C	ILE	D	16	0.564	46.158	-40.724	1.00	51.18	C
ATOM	3153	O	ILE	D	16	0.554	46.933	-39.773	1.00	61.36	O
ATOM	3154	CB	ILE	D	16	0.116	44.096	-39.286	1.00	37.23	C
ATOM	3155	CG1	ILE	D	16	0.567	42.669	-39.015	1.00	46.77	C
ATOM	3156	CG2	ILE	D	16	-1.394	44.148	-39.422	1.00	36.69	C
ATOM	3157	CD1	ILE	D	16	0.035	41.651	-40.022	1.00	48.73	C
ATOM	3158	N	PRO	D	17	0.265	46.600	-41.966	1.00	55.95	N
ATOM	3159	CA	PRO	D	17	0.000	48.019	-42.230	1.00	53.09	C
ATOM	3160	C	PRO	D	17	-1.190	48.585	-41.426	1.00	51.89	C
ATOM	3161	O	PRO	D	17	-2.039	47.790	-40.978	1.00	51.97	O
ATOM	3162	CB	PRO	D	17	-0.304	48.038	-43.741	1.00	51.62	C
ATOM	3163	CG	PRO	D	17	-0.729	46.622	-44.071	1.00	52.40	C
ATOM	3164	CD	PRO	D	17	0.096	45.747	-43.159	1.00	53.92	C
ATOM	3165	N	ASP	D	18	-1.235	49.923	-41.239	1.00	50.47	N
ATOM	3166	CA	ASP	D	18	-2.467	50.633	-40.764	1.00	52.98	C
ATOM	3167	C	ASP	D	18	-3.494	50.532	-41.888	1.00	50.59	C
ATOM	3168	O	ASP	D	18	-3.108	50.570	-43.091	1.00	51.03	O
ATOM	3169	CB	ASP	D	18	-2.302	52.128	-40.410	1.00	52.07	C
ATOM	3170	CG	ASP	D	18	-1.329	52.443	-39.276	1.00	60.37	C
ATOM	3171	OD1	ASP	D	18	-1.620	52.091	-38.107	1.00	68.28	O
ATOM	3172	OD2	ASP	D	18	-0.277	53.056	-39.557	1.00	62.50	O1-
ATOM	3173	N	LYS	D	19	-4.771	50.404	-41.491	1.00	47.68	N
ATOM	3174	CA	LYS	D	19	-5.891	50.356	-42.413	1.00	42.87	C

ATOM	3175	C	LYS	D	19	-7.066	51.110	-41.811	1.00	44.76	C
ATOM	3176	O	LYS	D	19	-7.250	51.128	-40.599	1.00	45.08	O
ATOM	3177	CB	LYS	D	19	-6.356	48.922	-42.692	1.00	44.83	C
ATOM	3178	CG	LYS	D	19	-5.361	48.018	-43.412	1.00	42.73	C
ATOM	3179	CD	LYS	D	19	-5.961	46.677	-43.795	1.00	42.40	C
ATOM	3180	CE	LYS	D	19	-4.937	45.729	-44.377	1.00	41.19	C
ATOM	3181	NZ	LYS	D	19	-4.308	46.273	-45.602	1.00	40.98	N1+
ATOM	3182	N	ILE	D	20	-7.889	51.690	-42.690	1.00	47.40	N
ATOM	3183	CA	ILE	D	20	-9.079	52.365	-42.269	1.00	45.21	C
ATOM	3184	C	ILE	D	20	-10.224	51.358	-42.334	1.00	44.11	C
ATOM	3185	O	ILE	D	20	-10.752	51.078	-43.390	1.00	48.91	O
ATOM	3186	CB	ILE	D	20	-9.319	53.651	-43.076	1.00	45.14	C
ATOM	3187	CG1	ILE	D	20	-8.047	54.512	-43.074	1.00	50.24	C
ATOM	3188	CG2	ILE	D	20	-10.530	54.397	-42.522	1.00	46.79	C
ATOM	3189	CD1	ILE	D	20	-8.189	55.904	-43.639	1.00	52.38	C
ATOM	3190	N	MET	D	21	-10.613	50.868	-41.150	1.00	46.33	N
ATOM	3191	CA	MET	D	21	-11.431	49.674	-40.992	1.00	44.40	C
ATOM	3192	C	MET	D	21	-12.903	50.043	-40.860	1.00	37.93	C
ATOM	3193	O	MET	D	21	-13.488	49.890	-39.817	1.00	41.42	O
ATOM	3194	CB	MET	D	21	-10.971	48.863	-39.773	1.00	38.81	C
ATOM	3195	CG	MET	D	21	-9.567	48.287	-39.965	1.00	38.17	C
ATOM	3196	SD	MET	D	21	-9.425	47.029	-41.279	1.00	41.28	S
ATOM	3197	CE	MET	D	21	-10.442	45.730	-40.579	1.00	36.62	C
ATOM	3198	N	MET	D	22	-13.506	50.436	-41.978	1.00	43.66	N
ATOM	3199	CA	MET	D	22	-14.942	50.824	-41.994	1.00	47.78	C
ATOM	3200	C	MET	D	22	-15.771	49.779	-42.766	1.00	44.28	C
ATOM	3201	O	MET	D	22	-16.720	50.092	-43.466	1.00	45.85	O
ATOM	3202	CB	MET	D	22	-15.114	52.230	-42.590	1.00	48.48	C
ATOM	3203	CG	MET	D	22	-14.357	53.301	-41.820	1.00	49.18	C
ATOM	3204	SD	MET	D	22	-14.510	54.994	-42.488	1.00	50.32	S
ATOM	3205	CE	MET	D	22	-16.226	55.294	-42.085	1.00	44.76	C
ATOM	3206	N	GLY	D	23	-15.388	48.510	-42.631	1.00	45.89	N
ATOM	3207	CA	GLY	D	23	-16.277	47.411	-42.855	1.00	47.12	C

ATOM	3208	C	GLY	D	23	-17.223	47.276	-41.671	1.00	43.91	C
ATOM	3209	O	GLY	D	23	-17.208	48.094	-40.765	1.00	50.66	O
ATOM	3210	N	PRO	D	24	-18.087	46.253	-41.603	1.00	43.30	N
ATOM	3211	CA	PRO	D	24	-18.916	46.071	-40.413	1.00	46.35	C
ATOM	3212	C	PRO	D	24	-18.154	45.195	-39.408	1.00	46.43	C
ATOM	3213	O	PRO	D	24	-18.752	44.746	-38.425	1.00	48.70	O
ATOM	3214	CB	PRO	D	24	-20.176	45.414	-40.993	1.00	42.66	C
ATOM	3215	CG	PRO	D	24	-19.672	44.635	-42.221	1.00	44.02	C
ATOM	3216	CD	PRO	D	24	-18.342	45.243	-42.639	1.00	41.96	C
ATOM	3217	N	GLY	D	25	-16.837	45.060	-39.652	1.00	49.37	N
ATOM	3218	CA	GLY	D	25	-16.001	43.835	-39.421	1.00	47.21	C
ATOM	3219	C	GLY	D	25	-15.295	43.997	-38.097	1.00	50.58	C
ATOM	3220	O	GLY	D	25	-15.953	44.330	-37.121	1.00	76.85	O
ATOM	3221	N	PRO	D	26	-13.965	43.841	-37.993	1.00	48.37	N
ATOM	3222	CA	PRO	D	26	-13.232	44.458	-36.884	1.00	46.79	C
ATOM	3223	C	PRO	D	26	-13.126	45.981	-37.124	1.00	42.76	C
ATOM	3224	O	PRO	D	26	-12.890	46.406	-38.239	1.00	40.99	O
ATOM	3225	CB	PRO	D	26	-11.853	43.781	-36.913	1.00	45.55	C
ATOM	3226	CG	PRO	D	26	-11.990	42.663	-37.935	1.00	47.78	C
ATOM	3227	CD	PRO	D	26	-13.098	43.083	-38.885	1.00	47.88	C
ATOM	3228	N	SER	D	27	-13.302	46.792	-36.081	1.00	44.04	N
ATOM	3229	CA	SER	D	27	-13.131	48.260	-36.175	1.00	41.42	C
ATOM	3230	C	SER	D	27	-11.688	48.615	-35.850	1.00	41.02	C
ATOM	3231	O	SER	D	27	-10.943	47.756	-35.367	1.00	43.61	O
ATOM	3232	CB	SER	D	27	-14.084	48.996	-35.263	1.00	44.65	C
ATOM	3233	OG	SER	D	27	-14.380	48.232	-34.097	1.00	42.86	O
ATOM	3234	N	ASN	D	28	-11.295	49.861	-36.166	1.00	44.05	N
ATOM	3235	CA	ASN	D	28	-10.051	50.441	-35.636	1.00	41.94	C
ATOM	3236	C	ASN	D	28	-10.236	50.674	-34.137	1.00	39.99	C
ATOM	3237	O	ASN	D	28	-11.324	51.099	-33.695	1.00	42.72	O
ATOM	3238	CB	ASN	D	28	-9.676	51.794	-36.234	1.00	42.05	C
ATOM	3239	CG	ASN	D	28	-9.419	51.753	-37.717	1.00	40.73	C
ATOM	3240	ND2	ASN	D	28	-8.298	51.170	-38.105	1.00	36.00	N



ATOM	3241	OD1	ASN	D	28	-10.235	52.248	-38.500	1.00	41.83	O
ATOM	3242	N	CYS	D	29	-9.166	50.415	-33.387	1.00	38.97	N
ATOM	3243	CA	CYS	D	29	-9.130	50.536	-31.917	1.00	43.58	C
ATOM	3244	C	CYS	D	29	-8.360	51.797	-31.524	1.00	41.69	C
ATOM	3245	O	CYS	D	29	-7.443	52.184	-32.232	1.00	42.46	O
ATOM	3246	CB	CYS	D	29	-8.451	49.306	-31.324	1.00	43.28	C
ATOM	3247	SG	CYS	D	29	-9.301	47.770	-31.774	1.00	40.74	S
ATOM	3248	N	SER	D	30	-8.713	52.425	-30.398	1.00	40.27	N
ATOM	3249	CA	SER	D	30	-7.927	53.583	-29.914	1.00	39.82	C
ATOM	3250	C	SER	D	30	-6.517	53.133	-29.527	1.00	40.29	C
ATOM	3251	O	SER	D	30	-6.324	51.956	-29.210	1.00	44.32	O
ATOM	3252	CB	SER	D	30	-8.590	54.264	-28.757	1.00	42.35	C
ATOM	3253	OG	SER	D	30	-8.311	53.595	-27.528	1.00	40.71	O
ATOM	3254	N	LYS	D	31	-5.567	54.081	-29.535	1.00	39.44	N
ATOM	3255	CA	LYS	D	31	-4.209	53.936	-28.956	1.00	38.64	C
ATOM	3256	C	LYS	D	31	-4.267	53.402	-27.508	1.00	37.11	C
ATOM	3257	O	LYS	D	31	-3.577	52.449	-27.174	1.00	33.24	O
ATOM	3258	CB	LYS	D	31	-3.517	55.298	-28.990	1.00	41.44	C
ATOM	3259	CG	LYS	D	31	-2.003	55.311	-28.774	1.00	43.64	C
ATOM	3260	CD	LYS	D	31	-1.571	56.546	-27.992	1.00	47.24	C
ATOM	3261	CE	LYS	D	31	-0.136	56.965	-28.162	1.00	49.47	C
ATOM	3262	NZ	LYS	D	31	0.804	56.026	-27.509	1.00	50.94	N1+
ATOM	3263	N	ARG	D	32	-5.086	54.038	-26.657	1.00	34.11	N
ATOM	3264	CA	ARG	D	32	-5.293	53.639	-25.271	1.00	36.37	C
ATOM	3265	C	ARG	D	32	-5.631	52.138	-25.190	1.00	41.66	C
ATOM	3266	O	ARG	D	32	-5.118	51.397	-24.333	1.00	46.15	O
ATOM	3267	CB	ARG	D	32	-6.431	54.471	-24.657	1.00	36.92	C
ATOM	3268	CG	ARG	D	32	-6.917	54.002	-23.291	1.00	36.65	C
ATOM	3269	CD	ARG	D	32	-7.771	55.026	-22.556	1.00	37.86	C
ATOM	3270	NE	ARG	D	32	-8.009	54.650	-21.158	1.00	38.37	N
ATOM	3271	CZ	ARG	D	32	-9.031	55.097	-20.415	1.00	40.96	C
ATOM	3272	NH1	ARG	D	32	-9.854	56.020	-20.892	1.00	36.73	N1+
ATOM	3273	NH2	ARG	D	32	-9.255	54.592	-19.211	1.00	37.64	N

ATOM	3274	N	VAL	D	33	-6.543	51.707	-26.063	1.00	41.92	N
ATOM	3275	CA	VAL	D	33	-7.093	50.371	-26.045	1.00	43.71	C
ATOM	3276	C	VAL	D	33	-6.041	49.347	-26.498	1.00	42.74	C
ATOM	3277	O	VAL	D	33	-6.043	48.247	-25.969	1.00	42.77	O
ATOM	3278	CB	VAL	D	33	-8.359	50.287	-26.910	1.00	41.54	C
ATOM	3279	CG1	VAL	D	33	-8.747	48.854	-27.208	1.00	43.50	C
ATOM	3280	CG2	VAL	D	33	-9.502	51.002	-26.241	1.00	44.53	C
ATOM	3281	N	LEU	D	34	-5.212	49.684	-27.501	1.00	38.67	N
ATOM	3282	CA	LEU	D	34	-4.225	48.744	-28.024	1.00	39.52	C
ATOM	3283	C	LEU	D	34	-3.074	48.663	-27.021	1.00	45.25	C
ATOM	3284	O	LEU	D	34	-2.404	47.633	-26.901	1.00	51.95	O
ATOM	3285	CB	LEU	D	34	-3.691	49.183	-29.393	1.00	39.57	C
ATOM	3286	CG	LEU	D	34	-4.628	49.057	-30.597	1.00	43.44	C
ATOM	3287	CD1	LEU	D	34	-3.924	49.511	-31.862	1.00	43.09	C
ATOM	3288	CD2	LEU	D	34	-5.151	47.636	-30.771	1.00	44.45	C
ATOM	3289	N	ALA	D	35	-2.828	49.787	-26.334	1.00	46.03	N
ATOM	3290	CA	ALA	D	35	-1.734	49.887	-25.391	1.00	42.55	C
ATOM	3291	C	ALA	D	35	-1.951	48.854	-24.267	1.00	40.14	C
ATOM	3292	O	ALA	D	35	-1.015	48.247	-23.751	1.00	42.38	O
ATOM	3293	CB	ALA	D	35	-1.630	51.308	-24.885	1.00	39.59	C
ATOM	3294	N	ALA	D	36	-3.221	48.624	-23.954	1.00	37.66	N
ATOM	3295	CA	ALA	D	36	-3.651	47.778	-22.897	1.00	37.56	C
ATOM	3296	C	ALA	D	36	-3.221	46.327	-23.128	1.00	37.94	C
ATOM	3297	O	ALA	D	36	-3.121	45.581	-22.161	1.00	43.44	O
ATOM	3298	CB	ALA	D	36	-5.154	47.893	-22.773	1.00	37.65	C
ATOM	3299	N	LEU	D	37	-3.009	45.917	-24.384	1.00	37.93	N
ATOM	3300	CA	LEU	D	37	-2.662	44.528	-24.673	1.00	39.37	C
ATOM	3301	C	LEU	D	37	-1.250	44.221	-24.160	1.00	41.52	C
ATOM	3302	O	LEU	D	37	-0.882	43.030	-23.840	1.00	36.50	O
ATOM	3303	CB	LEU	D	37	-2.765	44.294	-26.180	1.00	39.07	C
ATOM	3304	CG	LEU	D	37	-4.191	44.346	-26.721	1.00	43.21	C
ATOM	3305	CD1	LEU	D	37	-4.183	44.477	-28.239	1.00	41.91	C
ATOM	3306	CD2	LEU	D	37	-4.995	43.121	-26.259	1.00	38.51	C

ATOM	3307	N	ASN	D	38	-0.460	45.294	-24.067	1.00	41.18	N
ATOM	3308	CA	ASN	D	38	0.942	45.202	-23.731	1.00	43.47	C
ATOM	3309	C	ASN	D	38	1.096	45.198	-22.205	1.00	42.38	C
ATOM	3310	O	ASN	D	38	1.608	46.149	-21.626	1.00	38.98	O
ATOM	3311	CB	ASN	D	38	1.714	46.331	-24.399	1.00	42.69	C
ATOM	3312	CG	ASN	D	38	3.200	46.145	-24.288	1.00	41.24	C
ATOM	3313	ND2	ASN	D	38	3.906	47.172	-23.859	1.00	41.70	N
ATOM	3314	OD1	ASN	D	38	3.698	45.077	-24.576	1.00	46.89	O
ATOM	3315	N	ASN	D	39	0.668	44.098	-21.567	1.00	39.21	N
ATOM	3316	CA	ASN	D	39	0.805	43.942	-20.136	1.00	39.25	C
ATOM	3317	C	ASN	D	39	0.964	42.462	-19.832	1.00	42.76	C
ATOM	3318	O	ASN	D	39	0.533	41.614	-20.640	1.00	49.64	O
ATOM	3319	CB	ASN	D	39	-0.351	44.548	-19.337	1.00	41.28	C
ATOM	3320	CG	ASN	D	39	-0.318	46.065	-19.302	1.00	39.56	C
ATOM	3321	ND2	ASN	D	39	-1.360	46.692	-19.823	1.00	34.86	N
ATOM	3322	OD1	ASN	D	39	0.651	46.662	-18.834	1.00	37.32	O
ATOM	3323	N	THR	D	40	1.602	42.189	-18.682	1.00	40.75	N
ATOM	3324	CA	THR	D	40	1.708	40.850	-18.134	1.00	43.15	C
ATOM	3325	C	THR	D	40	0.389	40.081	-18.294	1.00	38.98	C
ATOM	3326	O	THR	D	40	-0.657	40.490	-17.746	1.00	33.41	O
ATOM	3327	CB	THR	D	40	2.071	40.872	-16.645	1.00	44.57	C
ATOM	3328	CG2	THR	D	40	2.423	39.503	-16.112	1.00	44.75	C
ATOM	3329	OG1	THR	D	40	3.183	41.745	-16.474	1.00	51.69	O
ATOM	3330	N	CYS	D	41	0.463	38.966	-19.029	1.00	36.97	N
ATOM	3331	CA	CYS	D	41	-0.567	37.954	-19.001	1.00	37.44	C
ATOM	3332	C	CYS	D	41	-0.618	37.379	-17.583	1.00	37.00	C
ATOM	3333	O	CYS	D	41	0.257	36.602	-17.204	1.00	33.49	O
ATOM	3334	CB	CYS	D	41	-0.303	36.805	-19.967	1.00	37.67	C
ATOM	3335	SG	CYS	D	41	0.204	37.321	-21.617	1.00	37.32	S
ATOM	3336	N	LEU	D	42	-1.632	37.789	-16.819	1.00	35.02	N
ATOM	3337	CA	LEU	D	42	-1.674	37.522	-15.407	1.00	38.16	C
ATOM	3338	C	LEU	D	42	-2.189	36.099	-15.184	1.00	43.70	C
ATOM	3339	O	LEU	D	42	-2.800	35.496	-16.080	1.00	45.36	O

ATOM	3340	CB	LEU	D	42	-2.572	38.551	-14.718	1.00	35.62	C
ATOM	3341	CG	LEU	D	42	-2.005	39.963	-14.684	1.00	35.30	C
ATOM	3342	CD1	LEU	D	42	-3.007	40.944	-14.115	1.00	35.53	C
ATOM	3343	CD2	LEU	D	42	-0.723	40.002	-13.881	1.00	37.35	C
ATOM	3344	N	SER	D	43	-1.886	35.574	-13.991	1.00	42.83	N
ATOM	3345	CA	SER	D	43	-2.463	34.348	-13.502	1.00	41.51	C
ATOM	3346	C	SER	D	43	-3.965	34.557	-13.293	1.00	42.11	C
ATOM	3347	O	SER	D	43	-4.401	35.682	-13.087	1.00	40.41	O
ATOM	3348	CB	SER	D	43	-1.813	33.888	-12.236	1.00	41.79	C
ATOM	3349	OG	SER	D	43	-2.659	32.978	-11.562	1.00	44.62	O
ATOM	3350	N	ASN	D	44	-4.713	33.446	-13.318	1.00	38.98	N
ATOM	3351	CA	ASN	D	44	-6.142	33.454	-13.193	1.00	40.56	C
ATOM	3352	C	ASN	D	44	-6.525	33.912	-11.771	1.00	41.05	C
ATOM	3353	O	ASN	D	44	-7.645	34.428	-11.567	1.00	41.58	O
ATOM	3354	CB	ASN	D	44	-6.743	32.100	-13.620	1.00	42.58	C
ATOM	3355	CG	ASN	D	44	-6.551	31.775	-15.100	1.00	47.88	C
ATOM	3356	ND2	ASN	D	44	-6.070	30.579	-15.405	1.00	36.08	N
ATOM	3357	OD1	ASN	D	44	-6.849	32.588	-15.980	1.00	49.84	O
ATOM	3358	N	PHE	D	45	-5.610	33.792	-10.794	1.00	42.77	N
ATOM	3359	CA	PHE	D	45	-5.977	34.022	-9.385	1.00	45.35	C
ATOM	3360	C	PHE	D	45	-5.303	35.255	-8.784	1.00	47.26	C
ATOM	3361	O	PHE	D	45	-5.529	35.525	-7.612	1.00	54.17	O
ATOM	3362	CB	PHE	D	45	-5.790	32.738	-8.567	1.00	51.59	C
ATOM	3363	CG	PHE	D	45	-7.030	31.893	-8.684	1.00	51.86	C
ATOM	3364	CD1	PHE	D	45	-8.125	32.142	-7.867	1.00	54.09	C
ATOM	3365	CD2	PHE	D	45	-7.175	30.992	-9.729	1.00	52.42	C
ATOM	3366	CE1	PHE	D	45	-9.304	31.431	-8.030	1.00	57.59	C
ATOM	3367	CE2	PHE	D	45	-8.358	30.287	-9.894	1.00	52.51	C
ATOM	3368	CZ	PHE	D	45	-9.415	30.498	-9.041	1.00	55.64	C
ATOM	3369	N	HIS	D	46	-4.604	36.052	-9.605	1.00	44.10	N
ATOM	3370	CA	HIS	D	46	-3.986	37.288	-9.155	1.00	40.35	C
ATOM	3371	C	HIS	D	46	-5.050	38.354	-8.889	1.00	39.56	C
ATOM	3372	O	HIS	D	46	-5.984	38.466	-9.643	1.00	40.07	O

ATOM	3373	CB	HIS	D	46	-3.006	37.813	-10.216	1.00	44.49	C
ATOM	3374	CG	HIS	D	46	-1.668	37.153	-10.240	1.00	43.96	C
ATOM	3375	CD2	HIS	D	46	-1.029	36.377	-9.331	1.00	39.60	C
ATOM	3376	ND1	HIS	D	46	-0.810	37.296	-11.319	1.00	46.07	N
ATOM	3377	CE1	HIS	D	46	0.303	36.619	-11.060	1.00	49.53	C
ATOM	3378	NE2	HIS	D	46	0.186	36.039	-9.852	1.00	39.46	N
ATOM	3379	N	ASP	D	47	-4.814	39.212	-7.893	1.00	40.35	N
ATOM	3380	CA	ASP	D	47	-5.773	40.240	-7.479	1.00	45.72	C
ATOM	3381	C	ASP	D	47	-5.972	41.313	-8.563	1.00	46.88	C
ATOM	3382	O	ASP	D	47	-7.079	41.867	-8.725	1.00	46.38	O
ATOM	3383	CB	ASP	D	47	-5.347	40.900	-6.167	1.00	47.43	C
ATOM	3384	CG	ASP	D	47	-5.374	39.940	-4.994	1.00	53.46	C
ATOM	3385	OD1	ASP	D	47	-6.382	39.185	-4.871	1.00	57.56	O
ATOM	3386	OD2	ASP	D	47	-4.373	39.920	-4.239	1.00	53.47	O1-
ATOM	3387	N	GLU	D	48	-4.910	41.662	-9.286	1.00	45.37	N
ATOM	3388	CA	GLU	D	48	-5.046	42.699	-10.317	1.00	39.94	C
ATOM	3389	C	GLU	D	48	-6.033	42.219	-11.398	1.00	39.00	C
ATOM	3390	O	GLU	D	48	-6.759	43.028	-11.965	1.00	34.98	O
ATOM	3391	CB	GLU	D	48	-3.685	43.091	-10.888	1.00	38.80	C
ATOM	3392	CG	GLU	D	48	-2.706	43.592	-9.844	1.00	38.12	C
ATOM	3393	CD	GLU	D	48	-1.692	42.563	-9.354	1.00	42.12	C
ATOM	3394	OE1	GLU	D	48	-2.015	41.337	-9.292	1.00	39.67	O
ATOM	3395	OE2	GLU	D	48	-0.569	42.986	-9.044	1.00	39.42	O1-
ATOM	3396	N	LEU	D	49	-6.103	40.905	-11.658	1.00	37.50	N
ATOM	3397	CA	LEU	D	49	-7.004	40.423	-12.705	1.00	41.82	C
ATOM	3398	C	LEU	D	49	-8.462	40.462	-12.213	1.00	42.75	C
ATOM	3399	O	LEU	D	49	-9.363	40.858	-12.970	1.00	39.90	O
ATOM	3400	CB	LEU	D	49	-6.599	39.018	-13.153	1.00	39.80	C
ATOM	3401	CG	LEU	D	49	-7.507	38.413	-14.222	1.00	40.93	C
ATOM	3402	CD1	LEU	D	49	-7.528	39.261	-15.496	1.00	41.63	C
ATOM	3403	CD2	LEU	D	49	-7.091	36.988	-14.533	1.00	41.13	C
ATOM	3404	N	PHE	D	50	-8.679	40.036	-10.959	1.00	43.44	N
ATOM	3405	CA	PHE	D	50	-9.984	40.072	-10.309	1.00	46.59	C

ATOM	3406	C	PHE	D	50	-10.508	41.507	-10.261	1.00	41.00	C
ATOM	3407	O	PHE	D	50	-11.669	41.753	-10.411	1.00	38.88	O
ATOM	3408	CB	PHE	D	50	-9.936	39.480	-8.897	1.00	50.97	C
ATOM	3409	CG	PHE	D	50	-9.778	37.980	-8.824	1.00	58.85	C
ATOM	3410	CD1	PHE	D	50	-10.360	37.147	-9.767	1.00	63.65	C
ATOM	3411	CD2	PHE	D	50	-9.051	37.399	-7.791	1.00	64.77	C
ATOM	3412	CE1	PHE	D	50	-10.200	35.770	-9.682	1.00	74.20	C
ATOM	3413	CE2	PHE	D	50	-8.892	36.024	-7.709	1.00	61.26	C
ATOM	3414	CZ	PHE	D	50	-9.476	35.213	-8.650	1.00	67.31	C
ATOM	3415	N	GLN	D	51	-9.615	42.457	-10.028	1.00	45.12	N
ATOM	3416	CA	GLN	D	51	-9.994	43.846	-10.002	1.00	45.01	C
ATOM	3417	C	GLN	D	51	-10.531	44.258	-11.382	1.00	47.24	C
ATOM	3418	O	GLN	D	51	-11.599	44.890	-11.477	1.00	45.08	O
ATOM	3419	CB	GLN	D	51	-8.777	44.658	-9.593	1.00	45.86	C
ATOM	3420	CG	GLN	D	51	-8.915	46.136	-9.891	1.00	55.32	C
ATOM	3421	CD	GLN	D	51	-9.371	46.885	-8.670	1.00	57.38	C
ATOM	3422	NE2	GLN	D	51	-10.442	46.396	-8.059	1.00	52.00	N
ATOM	3423	OE1	GLN	D	51	-8.744	47.870	-8.279	1.00	62.55	O
ATOM	3424	N	VAL	D	52	-9.787	43.917	-12.449	1.00	45.61	N
ATOM	3425	CA	VAL	D	52	-10.169	44.305	-13.809	1.00	45.35	C
ATOM	3426	C	VAL	D	52	-11.500	43.622	-14.180	1.00	42.59	C
ATOM	3427	O	VAL	D	52	-12.385	44.250	-14.776	1.00	41.00	O
ATOM	3428	CB	VAL	D	52	-9.062	44.014	-14.838	1.00	47.24	C
ATOM	3429	CG1	VAL	D	52	-9.526	44.317	-16.250	1.00	49.75	C
ATOM	3430	CG2	VAL	D	52	-7.780	44.778	-14.549	1.00	49.30	C
ATOM	3431	N	ILE	D	53	-11.672	42.364	-13.775	1.00	36.89	N
ATOM	3432	CA	ILE	D	53	-12.909	41.642	-14.045	1.00	37.32	C
ATOM	3433	C	ILE	D	53	-14.123	42.312	-13.369	1.00	39.38	C
ATOM	3434	O	ILE	D	53	-15.183	42.431	-13.981	1.00	40.58	O
ATOM	3435	CB	ILE	D	53	-12.764	40.189	-13.594	1.00	37.40	C
ATOM	3436	CG1	ILE	D	53	-11.910	39.390	-14.585	1.00	37.12	C
ATOM	3437	CG2	ILE	D	53	-14.144	39.602	-13.376	1.00	37.08	C
ATOM	3438	CD1	ILE	D	53	-11.285	38.141	-14.004	1.00	37.28	C

ATOM	3439	N	ASP	D	54	-13.985	42.742	-12.108	1.00	41.37	N
ATOM	3440	CA	ASP	D	54	-15.087	43.391	-11.391	1.00	42.22	C
ATOM	3441	C	ASP	D	54	-15.484	44.668	-12.146	1.00	43.55	C
ATOM	3442	O	ASP	D	54	-16.676	44.996	-12.219	1.00	50.16	O
ATOM	3443	CB	ASP	D	54	-14.747	43.687	-9.925	1.00	43.70	C
ATOM	3444	CG	ASP	D	54	-14.827	42.500	-8.975	1.00	48.57	C
ATOM	3445	OD1	ASP	D	54	-15.018	41.370	-9.460	1.00	46.60	O
ATOM	3446	OD2	ASP	D	54	-14.665	42.715	-7.743	1.00	50.20	O1-
ATOM	3447	N	GLU	D	55	-14.494	45.367	-12.723	1.00	45.17	N
ATOM	3448	CA	GLU	D	55	-14.695	46.668	-13.413	1.00	46.03	C
ATOM	3449	C	GLU	D	55	-15.361	46.464	-14.780	1.00	47.80	C
ATOM	3450	O	GLU	D	55	-16.201	47.281	-15.183	1.00	45.58	O
ATOM	3451	CB	GLU	D	55	-13.372	47.425	-13.521	1.00	46.75	C
ATOM	3452	CG	GLU	D	55	-12.849	47.832	-12.145	1.00	52.57	C
ATOM	3453	CD	GLU	D	55	-11.520	48.558	-12.058	1.00	46.89	C
ATOM	3454	OE1	GLU	D	55	-10.933	48.824	-13.103	1.00	44.92	O
ATOM	3455	OE2	GLU	D	55	-11.114	48.886	-10.930	1.00	50.40	O1-
ATOM	3456	N	VAL	D	56	-14.995	45.374	-15.471	1.00	47.95	N
ATOM	3457	CA	VAL	D	56	-15.606	45.013	-16.750	1.00	44.06	C
ATOM	3458	C	VAL	D	56	-17.086	44.699	-16.516	1.00	41.15	C
ATOM	3459	O	VAL	D	56	-17.923	45.179	-17.243	1.00	38.33	O
ATOM	3460	CB	VAL	D	56	-14.878	43.830	-17.416	1.00	45.61	C
ATOM	3461	CG1	VAL	D	56	-15.753	43.134	-18.455	1.00	45.84	C
ATOM	3462	CG2	VAL	D	56	-13.554	44.263	-18.031	1.00	41.14	C
ATOM	3463	N	LYS	D	57	-17.386	43.898	-15.488	1.00	41.91	N
ATOM	3464	CA	LYS	D	57	-18.766	43.535	-15.159	1.00	42.35	C
ATOM	3465	C	LYS	D	57	-19.574	44.801	-14.816	1.00	47.97	C
ATOM	3466	O	LYS	D	57	-20.747	44.929	-15.160	1.00	50.32	O
ATOM	3467	CB	LYS	D	57	-18.795	42.500	-14.032	1.00	39.46	C
ATOM	3468	CG	LYS	D	57	-18.145	41.172	-14.382	1.00	42.28	C
ATOM	3469	CD	LYS	D	57	-18.395	40.047	-13.389	1.00	47.00	C
ATOM	3470	CE	LYS	D	57	-18.361	40.459	-11.931	1.00	49.07	C
ATOM	3471	NZ	LYS	D	57	-18.747	39.330	-11.047	1.00	50.61	N1+

ATOM	3472	N	ASP	D	58	-18.953	45.774	-14.146	1.00	51.33	N
ATOM	3473	CA	ASP	D	58	-19.665	47.025	-13.880	1.00	52.27	C
ATOM	3474	C	ASP	D	58	-19.953	47.752	-15.202	1.00	52.46	C
ATOM	3475	O	ASP	D	58	-21.035	48.334	-15.388	1.00	50.47	O
ATOM	3476	CB	ASP	D	58	-18.860	47.936	-12.956	1.00	54.02	C
ATOM	3477	CG	ASP	D	58	-18.768	47.461	-11.525	1.00	48.84	C
ATOM	3478	OD1	ASP	D	58	-19.521	46.517	-11.163	1.00	47.72	O
ATOM	3479	OD2	ASP	D	58	-17.938	48.044	-10.798	1.00	48.45	O1-
ATOM	3480	N	GLY	D	59	-18.946	47.768	-16.086	1.00	50.58	N
ATOM	3481	CA	GLY	D	59	-19.045	48.348	-17.424	1.00	49.21	C
ATOM	3482	C	GLY	D	59	-20.087	47.671	-18.318	1.00	49.62	C
ATOM	3483	O	GLY	D	59	-20.701	48.321	-19.137	1.00	42.76	O
ATOM	3484	N	LEU	D	60	-20.269	46.353	-18.190	1.00	49.10	N
ATOM	3485	CA	LEU	D	60	-21.238	45.640	-19.010	1.00	46.23	C
ATOM	3486	C	LEU	D	60	-22.656	45.890	-18.467	1.00	45.97	C
ATOM	3487	O	LEU	D	60	-23.581	46.207	-19.229	1.00	48.15	O
ATOM	3488	CB	LEU	D	60	-20.872	44.153	-19.056	1.00	43.35	C
ATOM	3489	CG	LEU	D	60	-19.537	43.838	-19.726	1.00	41.06	C
ATOM	3490	CD1	LEU	D	60	-19.296	42.338	-19.767	1.00	45.10	C
ATOM	3491	CD2	LEU	D	60	-19.446	44.426	-21.133	1.00	39.64	C
ATOM	3492	N	ARG	D	61	-22.826	45.817	-17.146	1.00	41.77	N
ATOM	3493	CA	ARG	D	61	-24.079	46.238	-16.555	1.00	40.56	C
ATOM	3494	C	ARG	D	61	-24.468	47.637	-17.085	1.00	42.96	C
ATOM	3495	O	ARG	D	61	-25.643	47.924	-17.347	1.00	44.43	O
ATOM	3496	CB	ARG	D	61	-23.984	46.159	-15.033	1.00	41.73	C
ATOM	3497	CG	ARG	D	61	-24.229	44.766	-14.477	1.00	42.85	C
ATOM	3498	CD	ARG	D	61	-24.445	44.775	-12.978	1.00	45.08	C
ATOM	3499	NE	ARG	D	61	-23.187	44.937	-12.263	1.00	47.74	N
ATOM	3500	CZ	ARG	D	61	-22.360	43.944	-11.938	1.00	43.70	C
ATOM	3501	NH1	ARG	D	61	-22.700	42.687	-12.173	1.00	38.44	N1+
ATOM	3502	NH2	ARG	D	61	-21.188	44.228	-11.391	1.00	41.57	N
ATOM	3503	N	TYR	D	62	-23.491	48.511	-17.308	1.00	39.96	N
ATOM	3504	CA	TYR	D	62	-23.804	49.860	-17.747	1.00	40.39	C



ATOM	3505	C	TYR	D	62	-24.193	49.898	-19.236	1.00	44.35	C
ATOM	3506	O	TYR	D	62	-25.214	50.492	-19.587	1.00	47.10	O
ATOM	3507	CB	TYR	D	62	-22.618	50.765	-17.430	1.00	39.12	C
ATOM	3508	CG	TYR	D	62	-22.682	52.142	-18.018	1.00	36.28	C
ATOM	3509	CD1	TYR	D	62	-23.623	53.055	-17.592	1.00	39.81	C
ATOM	3510	CD2	TYR	D	62	-21.806	52.532	-19.001	1.00	36.78	C
ATOM	3511	CE1	TYR	D	62	-23.700	54.318	-18.148	1.00	41.14	C
ATOM	3512	CE2	TYR	D	62	-21.861	53.798	-19.552	1.00	38.59	C
ATOM	3513	CZ	TYR	D	62	-22.793	54.704	-19.110	1.00	39.56	C
ATOM	3514	OH	TYR	D	62	-22.835	55.966	-19.637	1.00	52.65	O
ATOM	3515	N	ILE	D	63	-23.384	49.301	-20.122	1.00	47.69	N
ATOM	3516	CA	ILE	D	63	-23.622	49.412	-21.595	1.00	46.10	C
ATOM	3517	C	ILE	D	63	-24.809	48.531	-22.020	1.00	50.64	C
ATOM	3518	O	ILE	D	63	-25.468	48.875	-23.019	1.00	49.01	O
ATOM	3519	CB	ILE	D	63	-22.387	49.119	-22.483	1.00	42.10	C
ATOM	3520	CG1	ILE	D	63	-21.789	47.722	-22.272	1.00	40.22	C
ATOM	3521	CG2	ILE	D	63	-21.351	50.224	-22.345	1.00	41.42	C
ATOM	3522	CD1	ILE	D	63	-20.750	47.352	-23.317	1.00	40.17	C
ATOM	3523	N	PHE	D	64	-25.069	47.423	-21.300	1.00	48.44	N
ATOM	3524	CA	PHE	D	64	-26.280	46.603	-21.532	1.00	47.53	C
ATOM	3525	C	PHE	D	64	-27.504	47.249	-20.849	1.00	49.61	C
ATOM	3526	O	PHE	D	64	-28.639	46.854	-21.113	1.00	50.07	O
ATOM	3527	CB	PHE	D	64	-26.115	45.165	-21.025	1.00	45.81	C
ATOM	3528	CG	PHE	D	64	-25.230	44.235	-21.822	1.00	47.03	C
ATOM	3529	CD1	PHE	D	64	-25.220	44.240	-23.210	1.00	51.34	C
ATOM	3530	CD2	PHE	D	64	-24.422	43.308	-21.173	1.00	50.29	C
ATOM	3531	CE1	PHE	D	64	-24.425	43.351	-23.929	1.00	50.20	C
ATOM	3532	CE2	PHE	D	64	-23.626	42.420	-21.890	1.00	52.86	C
ATOM	3533	CZ	PHE	D	64	-23.628	42.443	-23.270	1.00	48.63	C
ATOM	3534	N	GLN	D	65	-27.267	48.214	-19.945	1.00	49.04	N
ATOM	3535	CA	GLN	D	65	-28.295	48.805	-19.094	1.00	46.29	C
ATOM	3536	C	GLN	D	65	-29.097	47.699	-18.383	1.00	44.86	C
ATOM	3537	O	GLN	D	65	-30.292	47.586	-18.591	1.00	50.85	O

ATOM	3538	CB	GLN	D	65	-29.167	49.725	-19.953	1.00	49.83	C
ATOM	3539	CG	GLN	D	65	-28.509	51.060	-20.304	1.00	50.79	C
ATOM	3540	CD	GLN	D	65	-28.451	51.961	-19.092	1.00	54.16	C
ATOM	3541	NE2	GLN	D	65	-27.294	52.541	-18.821	1.00	59.21	N
ATOM	3542	OE1	GLN	D	65	-29.428	52.103	-18.370	1.00	58.85	O
ATOM	3543	N	THR	D	66	-28.411	46.903	-17.546	1.00	44.74	N
ATOM	3544	CA	THR	D	66	-28.975	45.854	-16.633	1.00	47.30	C
ATOM	3545	C	THR	D	66	-28.349	45.946	-15.225	1.00	50.48	C
ATOM	3546	O	THR	D	66	-27.291	46.542	-15.034	1.00	51.45	O
ATOM	3547	CB	THR	D	66	-28.741	44.428	-17.170	1.00	45.49	C
ATOM	3548	CG2	THR	D	66	-27.351	44.218	-17.729	1.00	44.99	C
ATOM	3549	OG1	THR	D	66	-28.940	43.446	-16.146	1.00	40.71	O
ATOM	3550	N	GLU	D	67	-29.016	45.309	-14.251	1.00	56.55	N
ATOM	3551	CA	GLU	D	67	-28.563	45.127	-12.860	1.00	54.91	C
ATOM	3552	C	GLU	D	67	-28.117	43.672	-12.596	1.00	52.31	C
ATOM	3553	O	GLU	D	67	-27.768	43.346	-11.462	1.00	47.34	O
ATOM	3554	CB	GLU	D	67	-29.702	45.491	-11.898	1.00	59.30	C
ATOM	3555	CG	GLU	D	67	-29.780	46.974	-11.556	1.00	65.83	C
ATOM	3556	CD	GLU	D	67	-30.989	47.394	-10.723	1.00	71.45	C
ATOM	3557	OE1	GLU	D	67	-32.012	46.669	-10.738	1.00	68.35	O
ATOM	3558	OE2	GLU	D	67	-30.917	48.459	-10.072	1.00	76.05	O1-
ATOM	3559	N	ASN	D	68	-28.111	42.804	-13.625	1.00	52.52	N
ATOM	3560	CA	ASN	D	68	-27.893	41.335	-13.468	1.00	54.17	C
ATOM	3561	C	ASN	D	68	-26.505	41.014	-12.884	1.00	55.95	C
ATOM	3562	O	ASN	D	68	-25.457	41.381	-13.435	1.00	57.48	O
ATOM	3563	CB	ASN	D	68	-28.027	40.578	-14.792	1.00	56.61	C
ATOM	3564	CG	ASN	D	68	-29.406	40.641	-15.414	1.00	58.83	C
ATOM	3565	ND2	ASN	D	68	-29.462	40.671	-16.740	1.00	51.30	N
ATOM	3566	OD1	ASN	D	68	-30.408	40.645	-14.698	1.00	59.27	O
ATOM	3567	N	ARG	D	69	-26.497	40.257	-11.784	1.00	57.80	N
ATOM	3568	CA	ARG	D	69	-25.266	39.689	-11.251	1.00	57.20	C
ATOM	3569	C	ARG	D	69	-24.637	38.746	-12.285	1.00	51.99	C
ATOM	3570	O	ARG	D	69	-23.438	38.539	-12.229	1.00	46.21	O

ATOM	3571	CB	ARG	D	69	-25.504	38.923	-9.943	1.00	57.05	C
ATOM	3572	CG	ARG	D	69	-25.542	39.796	-8.697	1.00	64.79	C
ATOM	3573	CD	ARG	D	69	-25.898	39.002	-7.446	1.00	71.03	C
ATOM	3574	NE	ARG	D	69	-24.805	38.179	-6.936	1.00	69.20	N
ATOM	3575	CZ	ARG	D	69	-24.908	37.333	-5.908	1.00	67.19	C
ATOM	3576	NH1	ARG	D	69	-26.096	36.940	-5.482	1.00	62.83	N1+
ATOM	3577	NH2	ARG	D	69	-23.820	36.882	-5.308	1.00	64.15	N
ATOM	3578	N	THR	D	70	-25.455	38.132	-13.160	1.00	47.56	N
ATOM	3579	CA	THR	D	70	-24.981	37.062	-14.081	1.00	46.89	C
ATOM	3580	C	THR	D	70	-24.534	37.711	-15.406	1.00	47.60	C
ATOM	3581	O	THR	D	70	-25.187	37.547	-16.484	1.00	39.60	O
ATOM	3582	CB	THR	D	70	-26.042	35.963	-14.235	1.00	48.60	C
ATOM	3583	CG2	THR	D	70	-25.452	34.694	-14.804	1.00	50.33	C
ATOM	3584	OG1	THR	D	70	-26.663	35.664	-12.978	1.00	47.90	O
ATOM	3585	N	THR	D	71	-23.440	38.489	-15.289	1.00	43.38	N
ATOM	3586	CA	THR	D	71	-22.846	39.306	-16.343	1.00	41.74	C
ATOM	3587	C	THR	D	71	-21.362	38.919	-16.447	1.00	42.49	C
ATOM	3588	O	THR	D	71	-20.695	38.896	-15.436	1.00	43.15	O
ATOM	3589	CB	THR	D	71	-23.110	40.787	-16.059	1.00	41.79	C
ATOM	3590	CG2	THR	D	71	-22.607	41.729	-17.137	1.00	42.70	C
ATOM	3591	OG1	THR	D	71	-24.518	40.963	-15.916	1.00	39.57	O
ATOM	3592	N	MET	D	72	-20.882	38.538	-17.646	1.00	38.09	N
ATOM	3593	CA	MET	D	72	-19.569	37.930	-17.760	1.00	38.96	C
ATOM	3594	C	MET	D	72	-19.067	37.927	-19.213	1.00	38.90	C
ATOM	3595	O	MET	D	72	-19.626	38.604	-20.120	1.00	35.16	O
ATOM	3596	CB	MET	D	72	-19.563	36.513	-17.161	1.00	42.43	C
ATOM	3597	CG	MET	D	72	-20.142	35.421	-18.050	1.00	42.13	C
ATOM	3598	SD	MET	D	72	-20.574	33.904	-17.136	1.00	42.57	S
ATOM	3599	CE	MET	D	72	-22.061	34.440	-16.298	1.00	37.91	C
ATOM	3600	N	CYS	D	73	-17.912	37.284	-19.423	1.00	35.43	N
ATOM	3601	CA	CYS	D	73	-17.440	37.130	-20.764	1.00	39.47	C
ATOM	3602	C	CYS	D	73	-17.166	35.649	-21.073	1.00	41.15	C
ATOM	3603	O	CYS	D	73	-16.790	34.858	-20.211	1.00	41.71	O

ATOM	3604	CB	CYS	D	73	-16.223	37.998	-21.043	1.00	37.66	C
ATOM	3605	SG	CYS	D	73	-16.508	39.768	-20.755	1.00	42.15	S
ATOM	3606	N	ILE	D	74	-17.364	35.302	-22.346	1.00	37.81	N
ATOM	3607	CA	ILE	D	74	-16.940	34.067	-22.883	1.00	38.06	C
ATOM	3608	C	ILE	D	74	-15.637	34.311	-23.646	1.00	39.21	C
ATOM	3609	O	ILE	D	74	-15.498	35.345	-24.327	1.00	41.58	O
ATOM	3610	CB	ILE	D	74	-18.037	33.479	-23.785	1.00	37.54	C
ATOM	3611	CG1	ILE	D	74	-19.388	33.468	-23.071	1.00	38.27	C
ATOM	3612	CG2	ILE	D	74	-17.623	32.097	-24.239	1.00	39.01	C
ATOM	3613	CD1	ILE	D	74	-20.502	33.039	-23.935	1.00	39.12	C
ATOM	3614	N	THR	D	75	-14.712	33.348	-23.537	1.00	36.69	N
ATOM	3615	CA	THR	D	75	-13.413	33.425	-24.173	1.00	33.98	C
ATOM	3616	C	THR	D	75	-13.556	32.846	-25.582	1.00	34.79	C
ATOM	3617	O	THR	D	75	-13.535	31.629	-25.769	1.00	32.22	O
ATOM	3618	CB	THR	D	75	-12.370	32.729	-23.286	1.00	33.22	C
ATOM	3619	CG2	THR	D	75	-10.980	32.657	-23.880	1.00	30.89	C
ATOM	3620	OG1	THR	D	75	-12.337	33.431	-22.041	1.00	34.62	O
ATOM	3621	N	GLY	D	76	-13.751	33.748	-26.548	1.00	37.46	N
ATOM	3622	CA	GLY	D	76	-13.916	33.437	-27.976	1.00	36.63	C
ATOM	3623	C	GLY	D	76	-14.663	34.547	-28.710	1.00	36.20	C
ATOM	3624	O	GLY	D	76	-15.057	35.555	-28.107	1.00	40.37	O
ATOM	3625	N	SER	D	77	-14.844	34.369	-30.018	1.00	33.64	N
ATOM	3626	CA	SER	D	77	-15.477	35.362	-30.874	1.00	37.76	C
ATOM	3627	C	SER	D	77	-16.976	35.445	-30.551	1.00	36.42	C
ATOM	3628	O	SER	D	77	-17.479	34.635	-29.784	1.00	38.48	O
ATOM	3629	CB	SER	D	77	-15.222	35.052	-32.344	1.00	43.47	C
ATOM	3630	OG	SER	D	77	-16.312	34.336	-32.941	1.00	47.84	O
ATOM	3631	N	ALA	D	78	-17.688	36.423	-31.131	1.00	34.01	N
ATOM	3632	CA	ALA	D	78	-19.121	36.684	-30.759	1.00	37.08	C
ATOM	3633	C	ALA	D	78	-20.081	35.500	-31.022	1.00	36.91	C
ATOM	3634	O	ALA	D	78	-21.139	35.433	-30.408	1.00	41.77	O
ATOM	3635	CB	ALA	D	78	-19.625	37.903	-31.475	1.00	38.39	C
ATOM	3636	N	HIS	D	79	-19.751	34.592	-31.939	1.00	37.88	N

ATOM	3637	CA	HIS	D	79	-20.557	33.399	-32.187	1.00	43.88	C
ATOM	3638	C	HIS	D	79	-20.830	32.654	-30.885	1.00	41.94	C
ATOM	3639	O	HIS	D	79	-21.869	31.994	-30.718	1.00	47.19	O
ATOM	3640	CB	HIS	D	79	-19.845	32.405	-33.103	1.00	44.85	C
ATOM	3641	CG	HIS	D	79	-20.080	32.599	-34.555	1.00	52.21	C
ATOM	3642	CD2	HIS	D	79	-20.694	31.805	-35.457	1.00	56.27	C
ATOM	3643	ND1	HIS	D	79	-19.557	33.675	-35.255	1.00	52.61	N
ATOM	3644	CE1	HIS	D	79	-19.860	33.536	-36.527	1.00	56.50	C
ATOM	3645	NE2	HIS	D	79	-20.551	32.394	-36.678	1.00	56.92	N
ATOM	3646	N	THR	D	80	-19.856	32.771	-29.995	1.00	39.62	N
ATOM	3647	CA	THR	D	80	-19.741	32.029	-28.756	1.00	42.32	C
ATOM	3648	C	THR	D	80	-20.862	32.461	-27.793	1.00	43.95	C
ATOM	3649	O	THR	D	80	-21.348	31.682	-26.992	1.00	44.28	O
ATOM	3650	CB	THR	D	80	-18.303	32.261	-28.291	1.00	46.26	C
ATOM	3651	CG2	THR	D	80	-18.241	33.133	-27.064	1.00	43.10	C
ATOM	3652	OG1	THR	D	80	-17.624	31.014	-28.166	1.00	53.60	O
ATOM	3653	N	GLY	D	81	-21.290	33.725	-27.892	1.00	43.10	N
ATOM	3654	CA	GLY	D	81	-22.468	34.197	-27.201	1.00	43.98	C
ATOM	3655	C	GLY	D	81	-23.736	33.510	-27.676	1.00	41.33	C
ATOM	3656	O	GLY	D	81	-24.591	33.154	-26.883	1.00	44.09	O
ATOM	3657	N	MET	D	82	-23.873	33.371	-28.994	1.00	44.37	N
ATOM	3658	CA	MET	D	82	-25.007	32.664	-29.595	1.00	45.73	C
ATOM	3659	C	MET	D	82	-24.966	31.192	-29.166	1.00	41.32	C
ATOM	3660	O	MET	D	82	-25.957	30.669	-28.746	1.00	40.48	O
ATOM	3661	CB	MET	D	82	-24.983	32.761	-31.120	1.00	45.13	C
ATOM	3662	CG	MET	D	82	-26.247	32.233	-31.770	1.00	46.17	C
ATOM	3663	SD	MET	D	82	-26.038	32.098	-33.554	1.00	46.32	S
ATOM	3664	CE	MET	D	82	-26.170	33.823	-34.017	1.00	43.33	C
ATOM	3665	N	GLU	D	83	-23.786	30.570	-29.241	1.00	43.93	N
ATOM	3666	CA	GLU	D	83	-23.560	29.206	-28.794	1.00	45.31	C
ATOM	3667	C	GLU	D	83	-23.947	29.060	-27.319	1.00	47.10	C
ATOM	3668	O	GLU	D	83	-24.667	28.149	-26.934	1.00	51.80	O
ATOM	3669	CB	GLU	D	83	-22.092	28.819	-28.999	1.00	50.12	C

ATOM	3670	CG	GLU	D	83	-21.667	28.701	-30.458	1.00	49.90	C
ATOM	3671	CD	GLU	D	83	-21.936	27.361	-31.147	1.00	52.89	C
ATOM	3672	OE1	GLU	D	83	-22.822	26.599	-30.667	1.00	51.22	O
ATOM	3673	OE2	GLU	D	83	-21.247	27.075	-32.171	1.00	45.58	O1-
ATOM	3674	N	ALA	D	84	-23.459	29.968	-26.480	1.00	53.66	N
ATOM	3675	CA	ALA	D	84	-23.593	29.808	-25.013	1.00	54.33	C
ATOM	3676	C	ALA	D	84	-25.061	29.899	-24.586	1.00	46.93	C
ATOM	3677	O	ALA	D	84	-25.506	29.078	-23.787	1.00	46.41	O
ATOM	3678	CB	ALA	D	84	-22.754	30.832	-24.275	1.00	54.83	C
ATOM	3679	N	LEU	D	85	-25.768	30.917	-25.098	1.00	46.12	N
ATOM	3680	CA	LEU	D	85	-27.216	31.143	-24.835	1.00	47.11	C
ATOM	3681	C	LEU	D	85	-28.057	29.910	-25.207	1.00	44.62	C
ATOM	3682	O	LEU	D	85	-28.886	29.496	-24.417	1.00	42.57	O
ATOM	3683	CB	LEU	D	85	-27.686	32.374	-25.622	1.00	49.26	C
ATOM	3684	CG	LEU	D	85	-27.358	33.742	-25.015	1.00	50.43	C
ATOM	3685	CD1	LEU	D	85	-28.146	34.843	-25.715	1.00	49.86	C
ATOM	3686	CD2	LEU	D	85	-27.661	33.777	-23.515	1.00	49.36	C
ATOM	3687	N	LEU	D	86	-27.835	29.324	-26.401	1.00	47.92	N
ATOM	3688	CA	LEU	D	86	-28.637	28.165	-26.911	1.00	46.47	C
ATOM	3689	C	LEU	D	86	-28.295	26.878	-26.149	1.00	52.19	C
ATOM	3690	O	LEU	D	86	-29.203	26.215	-25.626	1.00	51.52	O
ATOM	3691	CB	LEU	D	86	-28.363	27.971	-28.404	1.00	44.60	C
ATOM	3692	CG	LEU	D	86	-28.794	29.111	-29.331	1.00	39.14	C
ATOM	3693	CD1	LEU	D	86	-28.355	28.832	-30.753	1.00	38.15	C
ATOM	3694	CD2	LEU	D	86	-30.288	29.331	-29.289	1.00	42.20	C
ATOM	3695	N	CYS	D	87	-26.989	26.544	-26.108	1.00	56.57	N
ATOM	3696	CA	CYS	D	87	-26.425	25.365	-25.400	1.00	52.70	C
ATOM	3697	C	CYS	D	87	-26.913	25.307	-23.953	1.00	55.81	C
ATOM	3698	O	CYS	D	87	-27.128	24.219	-23.431	1.00	61.15	O
ATOM	3699	CB	CYS	D	87	-24.902	25.405	-25.360	1.00	53.31	C
ATOM	3700	SG	CYS	D	87	-24.119	23.913	-24.681	1.00	48.43	S
ATOM	3701	N	ASN	D	88	-27.060	26.482	-23.323	1.00	53.47	N
ATOM	3702	CA	ASN	D	88	-27.321	26.584	-21.889	1.00	51.88	C

ATOM	3703	C	ASN	D	88	-28.821	26.471	-21.575	1.00	51.82	C
ATOM	3704	O	ASN	D	88	-29.169	25.868	-20.547	1.00	43.61	O
ATOM	3705	CB	ASN	D	88	-26.756	27.881	-21.294	1.00	53.42	C
ATOM	3706	CG	ASN	D	88	-25.348	27.714	-20.761	1.00	51.54	C
ATOM	3707	ND2	ASN	D	88	-24.356	28.087	-21.553	1.00	41.01	N
ATOM	3708	OD1	ASN	D	88	-25.166	27.256	-19.634	1.00	52.49	O
ATOM	3709	N	LEU	D	89	-29.682	27.065	-22.427	1.00	51.97	N
ATOM	3710	CA	LEU	D	89	-31.121	27.262	-22.133	1.00	47.15	C
ATOM	3711	C	LEU	D	89	-32.025	26.262	-22.884	1.00	52.38	C
ATOM	3712	O	LEU	D	89	-33.250	26.431	-22.865	1.00	58.40	O
ATOM	3713	CB	LEU	D	89	-31.501	28.687	-22.528	1.00	42.50	C
ATOM	3714	CG	LEU	D	89	-30.908	29.777	-21.660	1.00	45.37	C
ATOM	3715	CD1	LEU	D	89	-30.971	31.121	-22.363	1.00	45.44	C
ATOM	3716	CD2	LEU	D	89	-31.621	29.839	-20.314	1.00	49.99	C
ATOM	3717	N	LEU	D	90	-31.453	25.237	-23.529	1.00	50.39	N
ATOM	3718	CA	LEU	D	90	-32.215	24.249	-24.305	1.00	50.48	C
ATOM	3719	C	LEU	D	90	-31.712	22.833	-23.991	1.00	54.54	C
ATOM	3720	O	LEU	D	90	-30.549	22.516	-24.265	1.00	63.49	O
ATOM	3721	CB	LEU	D	90	-32.046	24.555	-25.801	1.00	48.89	C
ATOM	3722	CG	LEU	D	90	-32.472	25.952	-26.244	1.00	46.22	C
ATOM	3723	CD1	LEU	D	90	-32.025	26.229	-27.673	1.00	43.64	C
ATOM	3724	CD2	LEU	D	90	-33.976	26.127	-26.106	1.00	43.71	C
ATOM	3725	N	GLU	D	91	-32.595	21.980	-23.455	1.00	56.67	N
ATOM	3726	CA	GLU	D	91	-32.366	20.510	-23.390	1.00	59.26	C
ATOM	3727	C	GLU	D	91	-32.813	19.866	-24.715	1.00	52.32	C
ATOM	3728	O	GLU	D	91	-33.527	20.500	-25.471	1.00	47.34	O
ATOM	3729	CB	GLU	D	91	-33.144	19.887	-22.224	1.00	62.73	C
ATOM	3730	CG	GLU	D	91	-33.007	20.642	-20.922	1.00	61.68	C
ATOM	3731	CD	GLU	D	91	-33.294	19.842	-19.661	1.00	66.44	C
ATOM	3732	OE1	GLU	D	91	-34.171	20.276	-18.895	1.00	64.33	O
ATOM	3733	OE2	GLU	D	91	-32.609	18.814	-19.425	1.00	67.90	O1-
ATOM	3734	N	GLU	D	92	-32.422	18.604	-24.964	1.00	56.29	N
ATOM	3735	CA	GLU	D	92	-33.005	17.793	-26.076	1.00	61.37	C

ATOM	3736	C	GLU	D	92	-34.521	18.032	-26.068	1.00	61.41	C
ATOM	3737	O	GLU	D	92	-35.147	17.979	-24.993	1.00	54.16	O
ATOM	3738	CB	GLU	D	92	-32.754	16.280	-25.960	1.00	64.27	C
ATOM	3739	CG	GLU	D	92	-31.289	15.854	-25.802	1.00	76.06	C
ATOM	3740	CD	GLU	D	92	-30.405	15.763	-27.049	1.00	83.74	C
ATOM	3741	OE1	GLU	D	92	-29.240	15.245	-26.939	1.00	66.91	O
ATOM	3742	OE2	GLU	D	92	-30.859	16.207	-28.128	1.00	90.80	O1-
ATOM	3743	N	GLY	D	93	-35.083	18.416	-27.227	1.00	60.57	N
ATOM	3744	CA	GLY	D	93	-36.548	18.543	-27.416	1.00	58.30	C
ATOM	3745	C	GLY	D	93	-37.205	19.848	-26.948	1.00	61.85	C
ATOM	3746	O	GLY	D	93	-38.364	20.055	-27.273	1.00	66.22	O
ATOM	3747	N	ASP	D	94	-36.528	20.736	-26.203	1.00	58.22	N
ATOM	3748	CA	ASP	D	94	-37.108	22.074	-25.923	1.00	59.62	C
ATOM	3749	C	ASP	D	94	-37.406	22.817	-27.238	1.00	57.58	C
ATOM	3750	O	ASP	D	94	-36.732	22.595	-28.258	1.00	60.72	O
ATOM	3751	CB	ASP	D	94	-36.178	22.923	-25.058	1.00	64.83	C
ATOM	3752	CG	ASP	D	94	-35.995	22.360	-23.665	1.00	69.76	C
ATOM	3753	OD1	ASP	D	94	-36.766	21.440	-23.300	1.00	68.54	O
ATOM	3754	OD2	ASP	D	94	-35.074	22.827	-22.971	1.00	68.38	O1-
ATOM	3755	N	ILE	D	95	-38.410	23.704	-27.209	1.00	53.42	N
ATOM	3756	CA	ILE	D	95	-38.863	24.433	-28.399	1.00	53.73	C
ATOM	3757	C	ILE	D	95	-38.272	25.848	-28.380	1.00	55.86	C
ATOM	3758	O	ILE	D	95	-38.598	26.657	-27.508	1.00	53.45	O
ATOM	3759	CB	ILE	D	95	-40.405	24.497	-28.495	1.00	55.50	C
ATOM	3760	CG1	ILE	D	95	-41.065	23.113	-28.457	1.00	59.23	C
ATOM	3761	CG2	ILE	D	95	-40.842	25.275	-29.732	1.00	55.22	C
ATOM	3762	CD1	ILE	D	95	-42.581	23.161	-28.347	1.00	55.40	C
ATOM	3763	N	VAL	D	96	-37.489	26.159	-29.412	1.00	52.23	N
ATOM	3764	CA	VAL	D	96	-36.958	27.480	-29.618	1.00	55.52	C
ATOM	3765	C	VAL	D	96	-37.585	28.039	-30.888	1.00	55.23	C
ATOM	3766	O	VAL	D	96	-37.501	27.405	-31.945	1.00	53.19	O
ATOM	3767	CB	VAL	D	96	-35.417	27.483	-29.731	1.00	63.35	C
ATOM	3768	CG1	VAL	D	96	-34.895	26.507	-30.788	1.00	64.20	C



ATOM	3769	CG2	VAL	D	96	-34.867	28.890	-29.982	1.00	56.68	C
ATOM	3770	N	LEU	D	97	-38.150	29.243	-30.780	1.00	54.42	N
ATOM	3771	CA	LEU	D	97	-38.593	29.982	-31.941	1.00	59.84	C
ATOM	3772	C	LEU	D	97	-37.523	31.028	-32.317	1.00	61.51	C
ATOM	3773	O	LEU	D	97	-37.076	31.814	-31.473	1.00	69.00	O
ATOM	3774	CB	LEU	D	97	-39.958	30.617	-31.634	1.00	61.06	C
ATOM	3775	CG	LEU	D	97	-40.448	31.682	-32.626	1.00	60.53	C
ATOM	3776	CD1	LEU	D	97	-40.643	31.118	-34.026	1.00	58.91	C
ATOM	3777	CD2	LEU	D	97	-41.731	32.345	-32.143	1.00	61.25	C
ATOM	3778	N	ILE	D	98	-37.163	31.066	-33.605	1.00	55.73	N
ATOM	3779	CA	ILE	D	98	-36.131	31.935	-34.115	1.00	55.48	C
ATOM	3780	C	ILE	D	98	-36.681	32.818	-35.244	1.00	58.81	C
ATOM	3781	O	ILE	D	98	-37.185	32.322	-36.245	1.00	59.64	O
ATOM	3782	CB	ILE	D	98	-34.949	31.068	-34.569	1.00	53.98	C
ATOM	3783	CG1	ILE	D	98	-34.418	30.229	-33.398	1.00	54.90	C
ATOM	3784	CG2	ILE	D	98	-33.879	31.927	-35.221	1.00	53.95	C
ATOM	3785	CD1	ILE	D	98	-33.351	29.223	-33.773	1.00	57.42	C
ATOM	3786	N	ALA	D	99	-36.541	34.139	-35.080	1.00	61.02	N
ATOM	3787	CA	ALA	D	99	-36.983	35.132	-36.065	1.00	61.39	C
ATOM	3788	C	ALA	D	99	-35.951	35.232	-37.192	1.00	57.14	C
ATOM	3789	O	ALA	D	99	-34.935	35.853	-37.049	1.00	58.08	O
ATOM	3790	CB	ALA	D	99	-37.193	36.463	-35.393	1.00	66.07	C
ATOM	3791	N	ASN	D	100	-36.241	34.600	-38.327	1.00	58.00	N
ATOM	3792	CA	ASN	D	100	-35.250	34.427	-39.362	1.00	57.26	C
ATOM	3793	C	ASN	D	100	-35.526	35.384	-40.529	1.00	60.55	C
ATOM	3794	O	ASN	D	100	-36.323	35.053	-41.409	1.00	60.27	O
ATOM	3795	CB	ASN	D	100	-35.203	32.977	-39.838	1.00	49.74	C
ATOM	3796	CG	ASN	D	100	-34.440	32.823	-41.133	1.00	55.65	C
ATOM	3797	ND2	ASN	D	100	-34.683	31.714	-41.809	1.00	57.04	N
ATOM	3798	OD1	ASN	D	100	-33.647	33.696	-41.524	1.00	56.66	O
ATOM	3799	N	ASN	D	101	-34.835	36.538	-40.540	1.00	59.06	N
ATOM	3800	CA	ASN	D	101	-34.771	37.407	-41.721	1.00	58.57	C
ATOM	3801	C	ASN	D	101	-33.317	37.830	-42.000	1.00	56.32	C

ATOM	3802	O	ASN	D	101	-33.069	38.919	-42.490	1.00	49.68	O
ATOM	3803	CB	ASN	D	101	-35.740	38.590	-41.623	1.00	60.36	C
ATOM	3804	CG	ASN	D	101	-35.321	39.666	-40.650	1.00	62.37	C
ATOM	3805	ND2	ASN	D	101	-36.186	40.647	-40.431	1.00	61.71	N
ATOM	3806	OD1	ASN	D	101	-34.215	39.622	-40.123	1.00	75.45	O
ATOM	3807	N	GLY	D	102	-32.362	36.930	-41.744	1.00	53.75	N
ATOM	3808	CA	GLY	D	102	-30.976	37.165	-42.139	1.00	51.27	C
ATOM	3809	C	GLY	D	102	-30.048	36.038	-41.729	1.00	49.18	C
ATOM	3810	O	GLY	D	102	-30.429	35.098	-41.047	1.00	48.91	O
ATOM	3811	N	ILE	D	103	-28.791	36.163	-42.141	1.00	50.86	N
ATOM	3812	CA	ILE	D	103	-27.835	35.071	-42.028	1.00	51.00	C
ATOM	3813	C	ILE	D	103	-27.532	34.732	-40.570	1.00	50.59	C
ATOM	3814	O	ILE	D	103	-27.229	33.567	-40.286	1.00	51.50	O
ATOM	3815	CB	ILE	D	103	-26.540	35.381	-42.790	1.00	50.54	C
ATOM	3816	CG1	ILE	D	103	-25.654	34.134	-42.853	1.00	51.85	C
ATOM	3817	CG2	ILE	D	103	-25.832	36.582	-42.173	1.00	53.71	C
ATOM	3818	CD1	ILE	D	103	-24.822	34.032	-44.109	1.00	53.76	C
ATOM	3819	N	TRP	D	104	-27.610	35.723	-39.671	1.00	47.30	N
ATOM	3820	CA	TRP	D	104	-27.289	35.485	-38.257	1.00	51.23	C
ATOM	3821	C	TRP	D	104	-28.310	34.522	-37.631	1.00	47.83	C
ATOM	3822	O	TRP	D	104	-27.933	33.657	-36.851	1.00	45.50	O
ATOM	3823	CB	TRP	D	104	-27.118	36.804	-37.486	1.00	50.75	C
ATOM	3824	CG	TRP	D	104	-26.062	37.669	-38.104	1.00	48.77	C
ATOM	3825	CD1	TRP	D	104	-26.241	38.891	-38.682	1.00	48.05	C
ATOM	3826	CD2	TRP	D	104	-24.669	37.352	-38.292	1.00	45.63	C
ATOM	3827	CE2	TRP	D	104	-24.076	38.445	-38.965	1.00	47.19	C
ATOM	3828	CE3	TRP	D	104	-23.858	36.272	-37.941	1.00	47.41	C
ATOM	3829	NE1	TRP	D	104	-25.058	39.363	-39.195	1.00	44.56	N
ATOM	3830	CZ2	TRP	D	104	-22.722	38.480	-39.295	1.00	53.57	C
ATOM	3831	CZ3	TRP	D	104	-22.522	36.293	-38.283	1.00	51.04	C
ATOM	3832	CH2	TRP	D	104	-21.957	37.389	-38.938	1.00	54.95	C
ATOM	3833	N	ALA	D	105	-29.570	34.616	-38.058	1.00	50.33	N
ATOM	3834	CA	ALA	D	105	-30.623	33.664	-37.662	1.00	52.55	C

ATOM	3835	C	ALA	D	105	-30.360	32.246	-38.214	1.00	49.08	C
ATOM	3836	O	ALA	D	105	-30.579	31.234	-37.515	1.00	41.73	O
ATOM	3837	CB	ALA	D	105	-31.961	34.206	-38.102	1.00	53.58	C
ATOM	3838	N	GLU	D	106	-29.848	32.141	-39.446	1.00	50.77	N
ATOM	3839	CA	GLU	D	106	-29.572	30.807	-40.031	1.00	57.66	C
ATOM	3840	C	GLU	D	106	-28.532	30.060	-39.191	1.00	57.29	C
ATOM	3841	O	GLU	D	106	-28.672	28.864	-38.944	1.00	63.42	O
ATOM	3842	CB	GLU	D	106	-28.982	30.879	-41.438	1.00	63.39	C
ATOM	3843	CG	GLU	D	106	-29.914	31.379	-42.521	1.00	70.05	C
ATOM	3844	CD	GLU	D	106	-29.198	31.331	-43.859	1.00	72.10	C
ATOM	3845	OE1	GLU	D	106	-28.034	30.849	-43.873	1.00	63.70	O
ATOM	3846	OE2	GLU	D	106	-29.786	31.770	-44.867	1.00	69.93	O1-
ATOM	3847	N	ARG	D	107	-27.457	30.774	-38.825	1.00	56.55	N
ATOM	3848	CA	ARG	D	107	-26.436	30.293	-37.901	1.00	50.59	C
ATOM	3849	C	ARG	D	107	-27.113	29.791	-36.612	1.00	49.93	C
ATOM	3850	O	ARG	D	107	-26.747	28.742	-36.088	1.00	49.12	O
ATOM	3851	CB	ARG	D	107	-25.421	31.400	-37.601	1.00	52.25	C
ATOM	3852	CG	ARG	D	107	-24.457	31.727	-38.735	1.00	54.22	C
ATOM	3853	CD	ARG	D	107	-23.282	30.764	-38.834	1.00	54.72	C
ATOM	3854	NE	ARG	D	107	-22.056	31.364	-39.363	1.00	55.06	N
ATOM	3855	CZ	ARG	D	107	-21.692	31.373	-40.643	1.00	52.91	C
ATOM	3856	NH1	ARG	D	107	-22.588	31.138	-41.586	1.00	53.09	N1+
ATOM	3857	NH2	ARG	D	107	-20.424	31.574	-40.964	1.00	49.63	N
ATOM	3858	N	ALA	D	108	-28.107	30.538	-36.116	1.00	45.38	N
ATOM	3859	CA	ALA	D	108	-28.769	30.225	-34.859	1.00	46.11	C
ATOM	3860	C	ALA	D	108	-29.667	28.998	-35.037	1.00	51.47	C
ATOM	3861	O	ALA	D	108	-29.762	28.162	-34.115	1.00	46.75	O
ATOM	3862	CB	ALA	D	108	-29.543	31.416	-34.362	1.00	46.35	C
ATOM	3863	N	ILE	D	109	-30.294	28.875	-36.220	1.00	51.03	N
ATOM	3864	CA	ILE	D	109	-31.016	27.634	-36.556	1.00	51.21	C
ATOM	3865	C	ILE	D	109	-30.022	26.467	-36.600	1.00	46.73	C
ATOM	3866	O	ILE	D	109	-30.335	25.394	-36.111	1.00	51.16	O
ATOM	3867	CB	ILE	D	109	-31.848	27.764	-37.850	1.00	53.84	C

ATOM	3868	CG1	ILE	D	109	-33.173	28.496	-37.600	1.00	52.71	C
ATOM	3869	CG2	ILE	D	109	-32.088	26.402	-38.488	1.00	55.15	C
ATOM	3870	CD1	ILE	D	109	-33.659	29.316	-38.781	1.00	52.49	C
ATOM	3871	N	ASN	D	110	-28.827	26.674	-37.168	1.00	46.90	N
ATOM	3872	CA	ASN	D	110	-27.873	25.563	-37.335	1.00	46.59	C
ATOM	3873	C	ASN	D	110	-27.386	25.121	-35.943	1.00	52.85	C
ATOM	3874	O	ASN	D	110	-27.235	23.917	-35.686	1.00	57.60	O
ATOM	3875	CB	ASN	D	110	-26.803	25.916	-38.362	1.00	43.72	C
ATOM	3876	CG	ASN	D	110	-25.662	24.923	-38.456	1.00	51.27	C
ATOM	3877	ND2	ASN	D	110	-25.144	24.694	-39.655	1.00	45.71	N
ATOM	3878	OD1	ASN	D	110	-25.175	24.435	-37.443	1.00	55.33	O
ATOM	3879	N	MET	D	111	-27.223	26.074	-35.016	1.00	50.23	N
ATOM	3880	CA	MET	D	111	-26.669	25.767	-33.689	1.00	51.32	C
ATOM	3881	C	MET	D	111	-27.715	25.011	-32.841	1.00	52.17	C
ATOM	3882	O	MET	D	111	-27.419	23.987	-32.208	1.00	46.95	O
ATOM	3883	CB	MET	D	111	-26.217	27.048	-32.971	1.00	52.24	C
ATOM	3884	CG	MET	D	111	-24.823	27.568	-33.399	1.00	50.77	C
ATOM	3885	SD	MET	D	111	-24.423	29.222	-32.680	1.00	49.35	S
ATOM	3886	CE	MET	D	111	-23.165	29.767	-33.836	1.00	45.48	C
ATOM	3887	N	ALA	D	112	-28.953	25.508	-32.860	1.00	53.93	N
ATOM	3888	CA	ALA	D	112	-30.038	24.963	-32.077	1.00	53.83	C
ATOM	3889	C	ALA	D	112	-30.328	23.526	-32.522	1.00	58.34	C
ATOM	3890	O	ALA	D	112	-30.577	22.656	-31.671	1.00	61.97	O
ATOM	3891	CB	ALA	D	112	-31.255	25.857	-32.181	1.00	55.05	C
ATOM	3892	N	THR	D	113	-30.269	23.280	-33.837	1.00	55.62	N
ATOM	3893	CA	THR	D	113	-30.410	21.936	-34.389	1.00	55.07	C
ATOM	3894	C	THR	D	113	-29.390	21.026	-33.704	1.00	53.88	C
ATOM	3895	O	THR	D	113	-29.770	20.017	-33.091	1.00	57.77	O
ATOM	3896	CB	THR	D	113	-30.268	21.936	-35.919	1.00	59.08	C
ATOM	3897	CG2	THR	D	113	-30.287	20.556	-36.539	1.00	50.71	C
ATOM	3898	OG1	THR	D	113	-31.354	22.714	-36.425	1.00	62.35	O
ATOM	3899	N	ARG	D	114	-28.111	21.429	-33.767	1.00	53.85	N
ATOM	3900	CA	ARG	D	114	-26.967	20.624	-33.252	1.00	49.13	C

ATOM	3901	C	ARG	D	114	-27.159	20.330	-31.749	1.00	50.60	C
ATOM	3902	O	ARG	D	114	-26.779	19.265	-31.275	1.00	50.48	O
ATOM	3903	CB	ARG	D	114	-25.646	21.336	-33.580	1.00	46.28	C
ATOM	3904	CG	ARG	D	114	-25.347	21.429	-35.072	1.00	51.30	C
ATOM	3905	CD	ARG	D	114	-24.230	22.379	-35.512	1.00	50.65	C
ATOM	3906	NE	ARG	D	114	-22.953	21.731	-35.813	1.00	49.74	N
ATOM	3907	CZ	ARG	D	114	-22.246	21.887	-36.941	1.00	55.00	C
ATOM	3908	NH1	ARG	D	114	-22.688	22.669	-37.914	1.00	53.04	N1+
ATOM	3909	NH2	ARG	D	114	-21.075	21.283	-37.080	1.00	50.68	N
ATOM	3910	N	TYR	D	115	-27.784	21.254	-31.004	1.00	51.94	N
ATOM	3911	CA	TYR	D	115	-27.973	21.093	-29.545	1.00	57.17	C
ATOM	3912	C	TYR	D	115	-29.191	20.200	-29.248	1.00	59.58	C
ATOM	3913	O	TYR	D	115	-29.460	19.924	-28.075	1.00	54.58	O
ATOM	3914	CB	TYR	D	115	-28.026	22.457	-28.824	1.00	53.65	C
ATOM	3915	CG	TYR	D	115	-26.692	23.169	-28.714	1.00	51.94	C
ATOM	3916	CD1	TYR	D	115	-25.556	22.493	-28.306	1.00	52.53	C
ATOM	3917	CD2	TYR	D	115	-26.552	24.512	-29.040	1.00	51.39	C
ATOM	3918	CE1	TYR	D	115	-24.321	23.114	-28.244	1.00	55.37	C
ATOM	3919	CE2	TYR	D	115	-25.327	25.152	-28.978	1.00	50.18	C
ATOM	3920	CZ	TYR	D	115	-24.202	24.452	-28.575	1.00	56.86	C
ATOM	3921	OH	TYR	D	115	-22.973	25.050	-28.492	1.00	55.06	O
ATOM	3922	N	GLY	D	116	-29.908	19.753	-30.293	1.00	63.10	N
ATOM	3923	CA	GLY	D	116	-30.976	18.728	-30.185	1.00	62.90	C
ATOM	3924	C	GLY	D	116	-32.354	19.307	-29.876	1.00	61.49	C
ATOM	3925	O	GLY	D	116	-33.239	18.605	-29.379	1.00	63.15	O
ATOM	3926	N	ALA	D	117	-32.543	20.589	-30.191	1.00	61.46	N
ATOM	3927	CA	ALA	D	117	-33.751	21.327	-29.867	1.00	60.44	C
ATOM	3928	C	ALA	D	117	-34.759	21.168	-31.001	1.00	59.11	C
ATOM	3929	O	ALA	D	117	-34.411	20.741	-32.089	1.00	63.66	O
ATOM	3930	CB	ALA	D	117	-33.427	22.791	-29.645	1.00	62.37	C
ATOM	3931	N	ASP	D	118	-35.996	21.569	-30.708	1.00	60.88	N
ATOM	3932	CA	ASP	D	118	-37.096	21.573	-31.634	1.00	57.74	C
ATOM	3933	C	ASP	D	118	-37.202	23.012	-32.142	1.00	59.49	C

ATOM	3934	O	ASP	D	118	-37.682	23.903	-31.421	1.00	56.98	O
ATOM	3935	CB	ASP	D	118	-38.358	21.011	-30.955	1.00	60.54	C
ATOM	3936	CG	ASP	D	118	-39.589	20.846	-31.837	1.00	62.18	C
ATOM	3937	OD1	ASP	D	118	-39.529	21.192	-33.031	1.00	66.67	O
ATOM	3938	OD2	ASP	D	118	-40.621	20.392	-31.308	1.00	64.55	O1-
ATOM	3939	N	VAL	D	119	-36.723	23.208	-33.377	1.00	58.44	N
ATOM	3940	CA	VAL	D	119	-36.560	24.503	-34.007	1.00	62.99	C
ATOM	3941	C	VAL	D	119	-37.836	24.878	-34.783	1.00	70.06	C
ATOM	3942	O	VAL	D	119	-38.310	24.101	-35.604	1.00	76.00	O
ATOM	3943	CB	VAL	D	119	-35.335	24.485	-34.942	1.00	60.50	C
ATOM	3944	CG1	VAL	D	119	-35.150	25.811	-35.664	1.00	57.45	C
ATOM	3945	CG2	VAL	D	119	-34.067	24.100	-34.196	1.00	63.86	C
ATOM	3946	N	ARG	D	120	-38.334	26.099	-34.548	1.00	68.46	N
ATOM	3947	CA	ARG	D	120	-39.508	26.658	-35.212	1.00	67.90	C
ATOM	3948	C	ARG	D	120	-39.197	28.093	-35.661	1.00	68.73	C
ATOM	3949	O	ARG	D	120	-38.592	28.854	-34.939	1.00	76.64	O
ATOM	3950	CB	ARG	D	120	-40.709	26.678	-34.264	1.00	66.91	C
ATOM	3951	CG	ARG	D	120	-40.978	25.363	-33.545	1.00	68.05	C
ATOM	3952	CD	ARG	D	120	-41.570	24.245	-34.394	1.00	62.57	C
ATOM	3953	NE	ARG	D	120	-41.797	23.087	-33.541	1.00	62.43	N
ATOM	3954	CZ	ARG	D	120	-42.773	22.992	-32.650	1.00	59.06	C
ATOM	3955	NH1	ARG	D	120	-43.719	23.916	-32.632	1.00	53.92	N1+
ATOM	3956	NH2	ARG	D	120	-42.807	21.974	-31.796	1.00	55.13	N
ATOM	3957	N	VAL	D	121	-39.652	28.460	-36.856	1.00	65.80	N
ATOM	3958	CA	VAL	D	121	-39.122	29.600	-37.546	1.00	65.31	C
ATOM	3959	C	VAL	D	121	-40.259	30.579	-37.862	1.00	67.95	C
ATOM	3960	O	VAL	D	121	-41.435	30.236	-37.825	1.00	78.14	O
ATOM	3961	CB	VAL	D	121	-38.348	29.150	-38.799	1.00	68.00	C
ATOM	3962	CG1	VAL	D	121	-37.757	30.321	-39.570	1.00	71.51	C
ATOM	3963	CG2	VAL	D	121	-37.256	28.149	-38.450	1.00	63.51	C
ATOM	3964	N	LEU	D	122	-39.865	31.832	-38.091	1.00	67.10	N
ATOM	3965	CA	LEU	D	122	-40.727	32.907	-38.499	1.00	64.20	C
ATOM	3966	C	LEU	D	122	-40.003	33.660	-39.618	1.00	60.69	C

ATOM	3967	O	LEU	D	122	-39.162	34.481	-39.338	1.00	74.58	O
ATOM	3968	CB	LEU	D	122	-40.996	33.776	-37.264	1.00	65.56	C
ATOM	3969	CG	LEU	D	122	-41.633	35.147	-37.493	1.00	70.59	C
ATOM	3970	CD1	LEU	D	122	-42.877	35.058	-38.362	1.00	75.71	C
ATOM	3971	CD2	LEU	D	122	-41.985	35.806	-36.166	1.00	74.43	C
ATOM	3972	N	GLU	D	123	-40.297	33.322	-40.878	1.00	59.19	N
ATOM	3973	CA	GLU	D	123	-39.536	33.829	-42.028	1.00	60.90	C
ATOM	3974	C	GLU	D	123	-39.981	35.259	-42.331	1.00	58.31	C
ATOM	3975	O	GLU	D	123	-41.069	35.659	-41.981	1.00	65.50	O
ATOM	3976	CB	GLU	D	123	-39.708	32.936	-43.260	1.00	67.04	C
ATOM	3977	CG	GLU	D	123	-39.468	31.455	-42.984	1.00	70.51	C
ATOM	3978	CD	GLU	D	123	-38.628	30.735	-44.022	1.00	73.52	C
ATOM	3979	OE1	GLU	D	123	-38.506	31.254	-45.149	1.00	74.58	O
ATOM	3980	OE2	GLU	D	123	-38.074	29.670	-43.690	1.00	73.57	O1-
ATOM	3981	N	GLY	D	124	-39.102	36.030	-42.973	1.00	62.32	N
ATOM	3982	CA	GLY	D	124	-39.370	37.420	-43.317	1.00	54.91	C
ATOM	3983	C	GLY	D	124	-38.466	37.891	-44.449	1.00	54.33	C
ATOM	3984	O	GLY	D	124	-37.421	37.290	-44.717	1.00	46.03	O
ATOM	3985	N	PRO	D	125	-38.847	38.976	-45.158	1.00	59.38	N
ATOM	3986	CA	PRO	D	125	-37.921	39.654	-46.066	1.00	64.43	C
ATOM	3987	C	PRO	D	125	-36.809	40.330	-45.240	1.00	73.71	C
ATOM	3988	O	PRO	D	125	-37.083	40.886	-44.173	1.00	84.78	O
ATOM	3989	CB	PRO	D	125	-38.809	40.681	-46.781	1.00	62.09	C
ATOM	3990	CG	PRO	D	125	-39.918	40.963	-45.780	1.00	61.92	C
ATOM	3991	CD	PRO	D	125	-40.160	39.639	-45.079	1.00	60.49	C
ATOM	3992	N	ALA	D	126	-35.569	40.291	-45.735	1.00	68.26	N
ATOM	3993	CA	ALA	D	126	-34.404	40.779	-44.996	1.00	64.52	C
ATOM	3994	C	ALA	D	126	-34.384	42.313	-44.899	1.00	69.51	C
ATOM	3995	O	ALA	D	126	-33.474	42.868	-44.232	1.00	61.16	O
ATOM	3996	CB	ALA	D	126	-33.142	40.288	-45.661	1.00	68.44	C
ATOM	3997	N	ASP	D	127	-35.356	42.987	-45.549	1.00	67.63	N
ATOM	3998	CA	ASP	D	127	-35.328	44.450	-45.743	1.00	64.47	C
ATOM	3999	C	ASP	D	127	-36.514	45.123	-45.030	1.00	63.17	C

ATOM	4000	O	ASP	D	127	-36.742	46.328	-45.212	1.00	58.30	O
ATOM	4001	CB	ASP	D	127	-35.196	44.791	-47.238	1.00	64.98	C
ATOM	4002	CG	ASP	D	127	-36.452	44.681	-48.094	1.00	59.91	C
ATOM	4003	OD1	ASP	D	127	-37.418	43.981	-47.681	1.00	47.71	O
ATOM	4004	OD2	ASP	D	127	-36.430	45.298	-49.189	1.00	60.28	O1-
ATOM	4005	N	LYS	D	128	-37.223	44.349	-44.192	1.00	62.68	N
ATOM	4006	CA	LYS	D	128	-38.261	44.845	-43.306	1.00	60.15	C
ATOM	4007	C	LYS	D	128	-38.174	44.110	-41.972	1.00	60.68	C
ATOM	4008	O	LYS	D	128	-37.784	42.950	-41.924	1.00	56.52	O
ATOM	4009	CB	LYS	D	128	-39.635	44.648	-43.950	1.00	68.93	C
ATOM	4010	CG	LYS	D	128	-40.075	45.798	-44.848	1.00	83.57	C
ATOM	4011	CD	LYS	D	128	-41.087	45.417	-45.912	1.00	90.77	C
ATOM	4012	CE	LYS	D	128	-41.663	46.625	-46.626	1.00	93.81	C
ATOM	4013	NZ	LYS	D	128	-42.180	46.264	-47.967	1.00	99.06	N1+
ATOM	4014	N	PRO	D	129	-38.544	44.750	-40.841	1.00	63.38	N
ATOM	4015	CA	PRO	D	129	-38.556	44.077	-39.539	1.00	62.92	C
ATOM	4016	C	PRO	D	129	-39.788	43.184	-39.375	1.00	60.19	C
ATOM	4017	O	PRO	D	129	-40.621	43.160	-40.245	1.00	68.06	O
ATOM	4018	CB	PRO	D	129	-38.660	45.255	-38.558	1.00	61.33	C
ATOM	4019	CG	PRO	D	129	-39.510	46.258	-39.315	1.00	63.24	C
ATOM	4020	CD	PRO	D	129	-39.007	46.145	-40.746	1.00	63.53	C
ATOM	4021	N	PHE	D	130	-39.885	42.507	-38.233	1.00	63.14	N
ATOM	4022	CA	PHE	D	130	-41.104	41.851	-37.783	1.00	68.31	C
ATOM	4023	C	PHE	D	130	-41.926	42.856	-36.967	1.00	70.11	C
ATOM	4024	O	PHE	D	130	-41.351	43.732	-36.331	1.00	73.98	O
ATOM	4025	CB	PHE	D	130	-40.749	40.580	-37.000	1.00	70.75	C
ATOM	4026	CG	PHE	D	130	-39.935	39.592	-37.798	1.00	69.79	C
ATOM	4027	CD1	PHE	D	130	-40.550	38.738	-38.704	1.00	64.35	C
ATOM	4028	CD2	PHE	D	130	-38.552	39.561	-37.694	1.00	69.34	C
ATOM	4029	CE1	PHE	D	130	-39.803	37.854	-39.463	1.00	61.91	C
ATOM	4030	CE2	PHE	D	130	-37.802	38.680	-38.457	1.00	69.53	C
ATOM	4031	CZ	PHE	D	130	-38.431	37.827	-39.340	1.00	71.45	C
ATOM	4032	N	SER	D	131	-43.261	42.734	-37.019	1.00	74.69	N



ATOM	4033	CA	SER	D	131	-44.191	43.555	-36.221	1.00	77.80	C
ATOM	4034	C	SER	D	131	-44.517	42.797	-34.933	1.00	74.58	C
ATOM	4035	O	SER	D	131	-44.297	41.588	-34.876	1.00	81.94	O
ATOM	4036	CB	SER	D	131	-45.441	43.880	-36.999	1.00	83.18	C
ATOM	4037	OG	SER	D	131	-46.174	42.697	-37.293	1.00	90.31	O
ATOM	4038	N	MET	D	132	-45.039	43.486	-33.911	1.00	68.51	N
ATOM	4039	CA	MET	D	132	-45.341	42.780	-32.650	1.00	70.85	C
ATOM	4040	C	MET	D	132	-46.471	41.777	-32.904	1.00	72.34	C
ATOM	4041	O	MET	D	132	-46.564	40.788	-32.171	1.00	71.90	O
ATOM	4042	CB	MET	D	132	-45.733	43.696	-31.480	1.00	70.14	C
ATOM	4043	CG	MET	D	132	-44.551	44.336	-30.698	1.00	82.85	C
ATOM	4044	SD	MET	D	132	-42.951	43.412	-30.538	1.00	87.51	S
ATOM	4045	CE	MET	D	132	-41.999	44.108	-31.893	1.00	76.51	C
ATOM	4046	N	THR	D	133	-47.300	42.026	-33.931	1.00	64.77	N
ATOM	4047	CA	THR	D	133	-48.387	41.119	-34.247	1.00	69.62	C
ATOM	4048	C	THR	D	133	-47.777	39.790	-34.715	1.00	73.68	C
ATOM	4049	O	THR	D	133	-48.097	38.714	-34.155	1.00	66.38	O
ATOM	4050	CB	THR	D	133	-49.375	41.739	-35.246	1.00	74.04	C
ATOM	4051	CG2	THR	D	133	-50.561	40.854	-35.565	1.00	70.77	C
ATOM	4052	OG1	THR	D	133	-49.873	42.949	-34.685	1.00	66.63	O
ATOM	4053	N	ASP	D	134	-46.871	39.870	-35.701	1.00	67.41	N
ATOM	4054	CA	ASP	D	134	-46.140	38.689	-36.210	1.00	66.80	C
ATOM	4055	C	ASP	D	134	-45.524	37.894	-35.043	1.00	68.34	C
ATOM	4056	O	ASP	D	134	-45.511	36.653	-35.060	1.00	64.82	O
ATOM	4057	CB	ASP	D	134	-45.044	39.085	-37.201	1.00	64.71	C
ATOM	4058	CG	ASP	D	134	-45.567	39.845	-38.399	1.00	70.51	C
ATOM	4059	OD1	ASP	D	134	-46.723	39.591	-38.778	1.00	72.58	O
ATOM	4060	OD2	ASP	D	134	-44.819	40.697	-38.925	1.00	74.04	O1-
ATOM	4061	N	PHE	D	135	-45.003	38.615	-34.041	1.00	67.17	N
ATOM	4062	CA	PHE	D	135	-44.369	37.988	-32.875	1.00	70.12	C
ATOM	4063	C	PHE	D	135	-45.424	37.294	-31.983	1.00	71.41	C
ATOM	4064	O	PHE	D	135	-45.233	36.129	-31.595	1.00	62.32	O
ATOM	4065	CB	PHE	D	135	-43.517	39.009	-32.106	1.00	70.06	C

ATOM	4066	CG	PHE	D	135	-42.131	39.288	-32.655	1.00	63.23	C
ATOM	4067	CD1	PHE	D	135	-41.246	38.257	-32.921	1.00	59.30	C
ATOM	4068	CD2	PHE	D	135	-41.690	40.590	-32.838	1.00	58.93	C
ATOM	4069	CE1	PHE	D	135	-39.977	38.517	-33.407	1.00	58.40	C
ATOM	4070	CE2	PHE	D	135	-40.423	40.852	-33.325	1.00	57.19	C
ATOM	4071	CZ	PHE	D	135	-39.566	39.814	-33.603	1.00	62.20	C
ATOM	4072	N	LYS	D	136	-46.532	37.976	-31.645	1.00	68.88	N
ATOM	4073	CA	LYS	D	136	-47.552	37.359	-30.766	1.00	70.83	C
ATOM	4074	C	LYS	D	136	-48.074	36.062	-31.399	1.00	76.53	C
ATOM	4075	O	LYS	D	136	-48.207	35.054	-30.710	1.00	77.95	O
ATOM	4076	CB	LYS	D	136	-48.732	38.293	-30.487	1.00	73.79	C
ATOM	4077	CG	LYS	D	136	-48.376	39.601	-29.797	1.00	87.02	C
ATOM	4078	CD	LYS	D	136	-49.475	40.656	-29.818	1.00	89.96	C
ATOM	4079	CE	LYS	D	136	-50.092	40.907	-28.456	1.00	86.18	C
ATOM	4080	NZ	LYS	D	136	-50.589	42.297	-28.349	1.00	84.70	N1+
ATOM	4081	N	LYS	D	137	-48.356	36.103	-32.712	1.00	80.89	N
ATOM	4082	CA	LYS	D	137	-48.949	34.972	-33.453	1.00	80.64	C
ATOM	4083	C	LYS	D	137	-48.025	33.750	-33.384	1.00	70.20	C
ATOM	4084	O	LYS	D	137	-48.418	32.716	-32.865	1.00	68.28	O
ATOM	4085	CB	LYS	D	137	-49.260	35.362	-34.902	1.00	89.92	C
ATOM	4086	CG	LYS	D	137	-50.652	35.946	-35.134	1.00	93.95	C
ATOM	4087	CD	LYS	D	137	-50.965	36.196	-36.607	1.00	99.15	C
ATOM	4088	CE	LYS	D	137	-50.335	37.461	-37.157	1.00	98.44	C
ATOM	4089	NZ	LYS	D	137	-50.393	37.514	-38.638	1.00	93.79	N1+
ATOM	4090	N	ALA	D	138	-46.787	33.901	-33.860	1.00	71.76	N
ATOM	4091	CA	ALA	D	138	-45.756	32.826	-33.833	1.00	71.73	C
ATOM	4092	C	ALA	D	138	-45.644	32.140	-32.453	1.00	66.09	C
ATOM	4093	O	ALA	D	138	-45.449	30.930	-32.353	1.00	57.61	O
ATOM	4094	CB	ALA	D	138	-44.439	33.426	-34.244	1.00	71.11	C
ATOM	4095	N	ILE	D	139	-45.750	32.933	-31.382	1.00	73.05	N
ATOM	4096	CA	ILE	D	139	-45.561	32.470	-30.005	1.00	73.75	C
ATOM	4097	C	ILE	D	139	-46.784	31.637	-29.586	1.00	76.42	C
ATOM	4098	O	ILE	D	139	-46.637	30.583	-28.943	1.00	69.52	O

ATOM	4099	CB	ILE	D	139	-45.294	33.668	-29.052	1.00	70.46	C
ATOM	4100	CG1	ILE	D	139	-44.050	34.468	-29.459	1.00	70.72	C
ATOM	4101	CG2	ILE	D	139	-45.200	33.210	-27.600	1.00	66.42	C
ATOM	4102	CD1	ILE	D	139	-43.938	35.838	-28.800	1.00	71.05	C
ATOM	4103	N	GLU	D	140	-47.983	32.126	-29.947	1.00	89.91	N
ATOM	4104	CA	GLU	D	140	-49.286	31.469	-29.648	1.00	86.93	C
ATOM	4105	C	GLU	D	140	-49.358	30.084	-30.314	1.00	81.46	C
ATOM	4106	O	GLU	D	140	-49.874	29.148	-29.697	1.00	76.41	O
ATOM	4107	CB	GLU	D	140	-50.443	32.356	-30.119	1.00	90.11	C
ATOM	4108	CG	GLU	D	140	-51.823	31.729	-29.949	1.00	90.35	C
ATOM	4109	CD	GLU	D	140	-52.398	31.842	-28.549	1.00	89.07	C
ATOM	4110	OE1	GLU	D	140	-52.922	30.824	-28.036	1.00	74.63	O
ATOM	4111	OE2	GLU	D	140	-52.327	32.955	-27.979	1.00	84.34	O1-
ATOM	4112	N	GLN	D	141	-48.822	29.977	-31.546	1.00	71.03	N
ATOM	4113	CA	GLN	D	141	-48.825	28.739	-32.353	1.00	74.15	C
ATOM	4114	C	GLN	D	141	-47.884	27.682	-31.743	1.00	78.90	C
ATOM	4115	O	GLN	D	141	-48.220	26.471	-31.679	1.00	62.05	O
ATOM	4116	CB	GLN	D	141	-48.398	29.010	-33.803	1.00	81.01	C
ATOM	4117	CG	GLN	D	141	-48.748	30.404	-34.319	1.00	92.39	C
ATOM	4118	CD	GLN	D	141	-48.909	30.507	-35.818	1.00	99.64	C
ATOM	4119	NE2	GLN	D	141	-49.807	31.383	-36.253	1.00	95.35	N
ATOM	4120	OE1	GLN	D	141	-48.227	29.825	-36.582	1.00	105.91	O
ATOM	4121	N	HIS	D	142	-46.692	28.129	-31.311	1.00	80.55	N
ATOM	4122	CA	HIS	D	142	-45.562	27.228	-31.070	1.00	73.18	C
ATOM	4123	C	HIS	D	142	-45.310	26.985	-29.569	1.00	68.52	C
ATOM	4124	O	HIS	D	142	-44.681	25.992	-29.207	1.00	71.86	O
ATOM	4125	CB	HIS	D	142	-44.346	27.763	-31.823	1.00	69.96	C
ATOM	4126	CG	HIS	D	142	-44.418	27.649	-33.314	1.00	69.48	C
ATOM	4127	CD2	HIS	D	142	-44.133	26.620	-34.142	1.00	58.67	C
ATOM	4128	ND1	HIS	D	142	-44.731	28.732	-34.136	1.00	79.14	N
ATOM	4129	CE1	HIS	D	142	-44.642	28.363	-35.405	1.00	70.08	C
ATOM	4130	NE2	HIS	D	142	-44.271	27.067	-35.431	1.00	57.38	N
ATOM	4131	N	ARG	D	143	-45.816	27.872	-28.704	1.00	74.76	N

ATOM	4132	CA	ARG	D	143	-45.637	27.819	-27.234	1.00	77.46	C
ATOM	4133	C	ARG	D	143	-44.182	27.508	-26.848	1.00	69.46	C
ATOM	4134	O	ARG	D	143	-43.910	26.662	-25.994	1.00	59.70	O
ATOM	4135	CB	ARG	D	143	-46.659	26.842	-26.647	1.00	85.84	C
ATOM	4136	CG	ARG	D	143	-48.095	27.353	-26.708	1.00	98.26	C
ATOM	4137	CD	ARG	D	143	-49.052	26.370	-26.054	1.00	120.13	C
ATOM	4138	NE	ARG	D	143	-50.453	26.502	-26.465	1.00	134.26	N
ATOM	4139	CZ	ARG	D	143	-51.405	25.595	-26.215	1.00	127.51	C
ATOM	4140	NH1	ARG	D	143	-51.167	24.589	-25.390	1.00	113.48	N1+
ATOM	4141	NH2	ARG	D	143	-52.590	25.687	-26.799	1.00	118.64	N
ATOM	4142	N	PRO	D	144	-43.184	28.251	-27.385	1.00	68.78	N
ATOM	4143	CA	PRO	D	144	-41.772	27.929	-27.151	1.00	68.32	C
ATOM	4144	C	PRO	D	144	-41.219	28.337	-25.767	1.00	66.45	C
ATOM	4145	O	PRO	D	144	-41.728	29.263	-25.117	1.00	58.75	O
ATOM	4146	CB	PRO	D	144	-41.057	28.743	-28.235	1.00	62.81	C
ATOM	4147	CG	PRO	D	144	-41.932	29.972	-28.392	1.00	66.40	C
ATOM	4148	CD	PRO	D	144	-43.351	29.488	-28.168	1.00	65.26	C
ATOM	4149	N	LYS	D	145	-40.155	27.633	-25.352	1.00	65.15	N
ATOM	4150	CA	LYS	D	145	-39.320	27.982	-24.200	1.00	64.52	C
ATOM	4151	C	LYS	D	145	-38.635	29.339	-24.437	1.00	62.17	C
ATOM	4152	O	LYS	D	145	-38.774	30.243	-23.626	1.00	63.88	O
ATOM	4153	CB	LYS	D	145	-38.266	26.902	-23.938	1.00	61.49	C
ATOM	4154	CG	LYS	D	145	-37.917	26.716	-22.469	1.00	59.39	C
ATOM	4155	CD	LYS	D	145	-36.918	25.620	-22.253	1.00	58.28	C
ATOM	4156	CE	LYS	D	145	-36.442	25.546	-20.819	1.00	57.05	C
ATOM	4157	NZ	LYS	D	145	-35.252	24.668	-20.719	1.00	58.30	N1+
ATOM	4158	N	CYS	D	146	-37.938	29.480	-25.569	1.00	61.24	N
ATOM	4159	CA	CYS	D	146	-37.186	30.678	-25.868	1.00	63.63	C
ATOM	4160	C	CYS	D	146	-37.529	31.200	-27.258	1.00	59.92	C
ATOM	4161	O	CYS	D	146	-37.678	30.421	-28.183	1.00	62.54	O
ATOM	4162	CB	CYS	D	146	-35.686	30.412	-25.825	1.00	67.79	C
ATOM	4163	SG	CYS	D	146	-35.113	29.716	-24.254	1.00	69.97	S
ATOM	4164	N	LEU	D	147	-37.579	32.533	-27.365	1.00	59.33	N

ATOM	4165	CA	LEU	D	147	-37.530	33.268	-28.620	1.00	56.02	C
ATOM	4166	C	LEU	D	147	-36.131	33.874	-28.817	1.00	56.70	C
ATOM	4167	O	LEU	D	147	-35.577	34.462	-27.892	1.00	57.79	O
ATOM	4168	CB	LEU	D	147	-38.582	34.374	-28.555	1.00	52.59	C
ATOM	4169	CG	LEU	D	147	-38.530	35.375	-29.700	1.00	56.06	C
ATOM	4170	CD1	LEU	D	147	-38.773	34.681	-31.027	1.00	61.40	C
ATOM	4171	CD2	LEU	D	147	-39.550	36.480	-29.482	1.00	60.67	C
ATOM	4172	N	PHE	D	148	-35.591	33.768	-30.035	1.00	51.92	N
ATOM	4173	CA	PHE	D	148	-34.305	34.330	-30.390	1.00	48.50	C
ATOM	4174	C	PHE	D	148	-34.464	35.399	-31.478	1.00	53.44	C
ATOM	4175	O	PHE	D	148	-35.090	35.162	-32.479	1.00	64.31	O
ATOM	4176	CB	PHE	D	148	-33.370	33.223	-30.875	1.00	48.19	C
ATOM	4177	CG	PHE	D	148	-31.960	33.690	-31.144	1.00	50.64	C
ATOM	4178	CD1	PHE	D	148	-31.030	33.764	-30.119	1.00	48.34	C
ATOM	4179	CD2	PHE	D	148	-31.566	34.062	-32.421	1.00	51.90	C
ATOM	4180	CE1	PHE	D	148	-29.738	34.192	-30.368	1.00	50.06	C
ATOM	4181	CE2	PHE	D	148	-30.267	34.489	-32.665	1.00	53.98	C
ATOM	4182	CZ	PHE	D	148	-29.359	34.566	-31.635	1.00	49.85	C
ATOM	4183	N	VAL	D	149	-33.854	36.573	-31.274	1.00	52.78	N
ATOM	4184	CA	VAL	D	149	-33.998	37.709	-32.147	1.00	48.09	C
ATOM	4185	C	VAL	D	149	-32.638	38.407	-32.328	1.00	50.12	C
ATOM	4186	O	VAL	D	149	-31.910	38.633	-31.366	1.00	50.68	O
ATOM	4187	CB	VAL	D	149	-35.044	38.681	-31.580	1.00	52.62	C
ATOM	4188	CG1	VAL	D	149	-35.157	39.949	-32.408	1.00	55.54	C
ATOM	4189	CG2	VAL	D	149	-36.396	38.012	-31.450	1.00	65.07	C
ATOM	4190	N	VAL	D	150	-32.328	38.755	-33.580	1.00	48.28	N
ATOM	4191	CA	VAL	D	150	-31.224	39.615	-33.968	1.00	47.81	C
ATOM	4192	C	VAL	D	150	-31.679	41.072	-33.871	1.00	55.50	C
ATOM	4193	O	VAL	D	150	-32.638	41.452	-34.509	1.00	60.33	O
ATOM	4194	CB	VAL	D	150	-30.777	39.274	-35.397	1.00	46.32	C
ATOM	4195	CG1	VAL	D	150	-29.752	40.255	-35.933	1.00	51.52	C
ATOM	4196	CG2	VAL	D	150	-30.241	37.858	-35.473	1.00	49.47	C
ATOM	4197	N	HIS	D	151	-30.980	41.884	-33.070	1.00	58.60	N

ATOM	4198	CA	HIS	D	151	-31.350	43.283	-32.895	1.00	52.22	C
ATOM	4199	C	HIS	D	151	-30.827	44.081	-34.089	1.00	52.76	C
ATOM	4200	O	HIS	D	151	-31.600	44.613	-34.863	1.00	51.28	O
ATOM	4201	CB	HIS	D	151	-30.838	43.817	-31.554	1.00	53.42	C
ATOM	4202	CG	HIS	D	151	-31.291	45.206	-31.260	1.00	57.93	C
ATOM	4203	CD2	HIS	D	151	-32.483	45.812	-31.462	1.00	60.70	C
ATOM	4204	ND1	HIS	D	151	-30.466	46.143	-30.680	1.00	54.03	N
ATOM	4205	CE1	HIS	D	151	-31.134	47.270	-30.528	1.00	62.57	C
ATOM	4206	NE2	HIS	D	151	-32.381	47.091	-31.000	1.00	60.29	N
ATOM	4207	N	GLY	D	152	-29.501	44.117	-34.230	1.00	50.43	N
ATOM	4208	CA	GLY	D	152	-28.841	44.807	-35.302	1.00	51.45	C
ATOM	4209	C	GLY	D	152	-28.186	43.809	-36.227	1.00	50.12	C
ATOM	4210	O	GLY	D	152	-27.341	43.058	-35.773	1.00	55.88	O
ATOM	4211	N	ASP	D	153	-28.590	43.813	-37.506	1.00	51.31	N
ATOM	4212	CA	ASP	D	153	-28.164	42.823	-38.503	1.00	48.19	C
ATOM	4213	C	ASP	D	153	-27.101	43.457	-39.395	1.00	47.45	C
ATOM	4214	O	ASP	D	153	-27.393	44.378	-40.142	1.00	46.98	O
ATOM	4215	CB	ASP	D	153	-29.343	42.265	-39.313	1.00	47.28	C
ATOM	4216	CG	ASP	D	153	-28.972	41.101	-40.230	1.00	49.23	C
ATOM	4217	OD1	ASP	D	153	-27.940	41.222	-40.932	1.00	48.25	O
ATOM	4218	OD2	ASP	D	153	-29.710	40.072	-40.236	1.00	42.91	O1-
ATOM	4219	N	SER	D	154	-25.876	42.929	-39.292	1.00	49.50	N
ATOM	4220	CA	SER	D	154	-24.718	43.376	-40.046	1.00	52.96	C
ATOM	4221	C	SER	D	154	-24.704	42.822	-41.475	1.00	51.79	C
ATOM	4222	O	SER	D	154	-23.824	43.197	-42.254	1.00	53.40	O
ATOM	4223	CB	SER	D	154	-23.444	42.995	-39.349	1.00	56.81	C
ATOM	4224	OG	SER	D	154	-23.385	41.598	-39.140	1.00	57.73	O
ATOM	4225	N	SER	D	155	-25.628	41.917	-41.813	1.00	47.81	N
ATOM	4226	CA	SER	D	155	-25.701	41.415	-43.206	1.00	49.95	C
ATOM	4227	C	SER	D	155	-26.669	42.271	-44.052	1.00	53.32	C
ATOM	4228	O	SER	D	155	-26.494	42.312	-45.272	1.00	46.09	O
ATOM	4229	CB	SER	D	155	-26.070	39.955	-43.258	1.00	43.83	C
ATOM	4230	OG	SER	D	155	-27.365	39.753	-42.718	1.00	46.11	O

ATOM	4231	N	SER	D	156	-27.636	42.965	-43.408	1.00	51.27	N
ATOM	4232	CA	SER	D	156	-28.742	43.685	-44.099	1.00	54.29	C
ATOM	4233	C	SER	D	156	-28.723	45.211	-43.882	1.00	58.04	C
ATOM	4234	O	SER	D	156	-28.922	45.993	-44.822	1.00	61.80	O
ATOM	4235	CB	SER	D	156	-30.075	43.110	-43.709	1.00	48.75	C
ATOM	4236	OG	SER	D	156	-30.222	43.061	-42.313	1.00	49.43	O
ATOM	4237	N	GLY	D	157	-28.508	45.635	-42.640	1.00	61.05	N
ATOM	4238	CA	GLY	D	157	-28.534	47.027	-42.261	1.00	55.19	C
ATOM	4239	C	GLY	D	157	-29.814	47.335	-41.527	1.00	56.98	C
ATOM	4240	O	GLY	D	157	-30.214	48.498	-41.436	1.00	59.40	O
ATOM	4241	N	LEU	D	158	-30.413	46.283	-40.961	1.00	50.78	N
ATOM	4242	CA	LEU	D	158	-31.734	46.324	-40.376	1.00	50.29	C
ATOM	4243	C	LEU	D	158	-31.659	46.478	-38.851	1.00	49.52	C
ATOM	4244	O	LEU	D	158	-30.963	45.701	-38.174	1.00	54.54	O
ATOM	4245	CB	LEU	D	158	-32.432	45.012	-40.737	1.00	53.07	C
ATOM	4246	CG	LEU	D	158	-33.939	44.983	-40.492	1.00	56.85	C
ATOM	4247	CD1	LEU	D	158	-34.624	46.106	-41.255	1.00	53.03	C
ATOM	4248	CD2	LEU	D	158	-34.528	43.634	-40.886	1.00	57.84	C
ATOM	4249	N	LEU	D	159	-32.422	47.432	-38.306	1.00	49.64	N
ATOM	4250	CA	LEU	D	159	-32.694	47.504	-36.863	1.00	51.75	C
ATOM	4251	C	LEU	D	159	-34.132	47.029	-36.574	1.00	52.29	C
ATOM	4252	O	LEU	D	159	-35.072	47.566	-37.132	1.00	67.55	O
ATOM	4253	CB	LEU	D	159	-32.472	48.941	-36.376	1.00	50.80	C
ATOM	4254	CG	LEU	D	159	-32.475	49.106	-34.849	1.00	55.35	C
ATOM	4255	CD1	LEU	D	159	-31.259	48.445	-34.231	1.00	57.19	C
ATOM	4256	CD2	LEU	D	159	-32.561	50.574	-34.416	1.00	54.48	C
ATOM	4257	N	GLN	D	160	-34.278	46.086	-35.636	1.00	47.09	N
ATOM	4258	CA	GLN	D	160	-35.537	45.457	-35.246	1.00	51.59	C
ATOM	4259	C	GLN	D	160	-36.083	46.056	-33.948	1.00	54.70	C
ATOM	4260	O	GLN	D	160	-35.578	45.741	-32.879	1.00	63.36	O
ATOM	4261	CB	GLN	D	160	-35.296	43.958	-35.032	1.00	52.47	C
ATOM	4262	CG	GLN	D	160	-36.444	43.199	-34.364	1.00	50.25	C
ATOM	4263	CD	GLN	D	160	-37.654	43.206	-35.265	1.00	57.34	C

ATOM	4264	NE2	GLN	D	160	-38.767	43.735	-34.770	1.00	55.22	N
ATOM	4265	OE1	GLN	D	160	-37.576	42.775	-36.414	1.00	56.18	O
ATOM	4266	N	PRO	D	161	-37.152	46.887	-33.952	1.00	56.05	N
ATOM	4267	CA	PRO	D	161	-37.755	47.355	-32.702	1.00	58.34	C
ATOM	4268	C	PRO	D	161	-38.110	46.195	-31.759	1.00	60.38	C
ATOM	4269	O	PRO	D	161	-38.533	45.141	-32.221	1.00	62.80	O
ATOM	4270	CB	PRO	D	161	-39.038	48.092	-33.113	1.00	57.99	C
ATOM	4271	CG	PRO	D	161	-38.890	48.372	-34.595	1.00	54.10	C
ATOM	4272	CD	PRO	D	161	-37.811	47.454	-35.136	1.00	54.39	C
ATOM	4273	N	LEU	D	162	-37.904	46.413	-30.456	1.00	62.54	N
ATOM	4274	CA	LEU	D	162	-38.018	45.378	-29.429	1.00	59.25	C
ATOM	4275	C	LEU	D	162	-38.997	45.804	-28.334	1.00	57.08	C
ATOM	4276	O	LEU	D	162	-39.367	44.955	-27.508	1.00	61.59	O
ATOM	4277	CB	LEU	D	162	-36.654	45.139	-28.769	1.00	64.99	C
ATOM	4278	CG	LEU	D	162	-35.525	44.608	-29.644	1.00	63.61	C
ATOM	4279	CD1	LEU	D	162	-34.219	44.615	-28.865	1.00	65.23	C
ATOM	4280	CD2	LEU	D	162	-35.830	43.212	-30.148	1.00	65.11	C
ATOM	4281	N	GLU	D	163	-39.327	47.103	-28.266	1.00	54.51	N
ATOM	4282	CA	GLU	D	163	-40.300	47.632	-27.291	1.00	57.73	C
ATOM	4283	C	GLU	D	163	-41.517	46.694	-27.219	1.00	55.75	C
ATOM	4284	O	GLU	D	163	-42.081	46.368	-28.240	1.00	64.37	O
ATOM	4285	CB	GLU	D	163	-40.711	49.039	-27.709	1.00	62.11	C
ATOM	4286	CG	GLU	D	163	-39.585	50.047	-27.654	1.00	71.72	C
ATOM	4287	CD	GLU	D	163	-39.886	51.223	-26.733	1.00	82.23	C
ATOM	4288	OE1	GLU	D	163	-39.091	51.472	-25.793	1.00	78.85	O
ATOM	4289	OE2	GLU	D	163	-40.929	51.883	-26.944	1.00	84.41	O1-
ATOM	4290	N	GLY	D	164	-41.835	46.173	-26.028	1.00	54.57	N
ATOM	4291	CA	GLY	D	164	-43.011	45.334	-25.797	1.00	50.98	C
ATOM	4292	C	GLY	D	164	-42.742	43.838	-25.882	1.00	56.01	C
ATOM	4293	O	GLY	D	164	-43.249	43.072	-25.057	1.00	56.48	O
ATOM	4294	N	LEU	D	165	-41.976	43.404	-26.895	1.00	58.26	N
ATOM	4295	CA	LEU	D	165	-41.709	41.965	-27.210	1.00	52.50	C
ATOM	4296	C	LEU	D	165	-41.375	41.136	-25.966	1.00	56.87	C



ATOM	4297	O	LEU	D	165	-41.671	39.926	-25.913	1.00	64.41	O
ATOM	4298	CB	LEU	D	165	-40.535	41.887	-28.188	1.00	56.79	C
ATOM	4299	CG	LEU	D	165	-40.099	40.474	-28.586	1.00	59.26	C
ATOM	4300	CD1	LEU	D	165	-41.236	39.701	-29.225	1.00	62.88	C
ATOM	4301	CD2	LEU	D	165	-38.912	40.512	-29.526	1.00	57.52	C
ATOM	4302	N	GLY	D	166	-40.679	41.770	-25.017	1.00	61.12	N
ATOM	4303	CA	GLY	D	166	-40.349	41.193	-23.740	1.00	55.77	C
ATOM	4304	C	GLY	D	166	-41.580	40.714	-23.002	1.00	57.24	C
ATOM	4305	O	GLY	D	166	-41.624	39.548	-22.579	1.00	59.18	O
ATOM	4306	N	LYS	D	167	-42.575	41.602	-22.864	1.00	61.12	N
ATOM	4307	CA	LYS	D	167	-43.733	41.349	-21.983	1.00	68.57	C
ATOM	4308	C	LYS	D	167	-44.543	40.182	-22.542	1.00	65.74	C
ATOM	4309	O	LYS	D	167	-44.939	39.274	-21.790	1.00	63.73	O
ATOM	4310	CB	LYS	D	167	-44.676	42.549	-21.824	1.00	70.97	C
ATOM	4311	CG	LYS	D	167	-45.659	42.408	-20.661	1.00	79.25	C
ATOM	4312	CD	LYS	D	167	-47.003	43.085	-20.864	1.00	89.10	C
ATOM	4313	CE	LYS	D	167	-47.613	43.621	-19.582	1.00	95.74	C
ATOM	4314	NZ	LYS	D	167	-46.874	44.801	-19.062	1.00	99.25	N1+
ATOM	4315	N	ILE	D	168	-44.773	40.250	-23.857	1.00	63.81	N
ATOM	4316	CA	ILE	D	168	-45.491	39.250	-24.607	1.00	59.23	C
ATOM	4317	C	ILE	D	168	-44.863	37.884	-24.329	1.00	59.51	C
ATOM	4318	O	ILE	D	168	-45.526	37.003	-23.788	1.00	52.56	O
ATOM	4319	CB	ILE	D	168	-45.470	39.625	-26.096	1.00	64.22	C
ATOM	4320	CG1	ILE	D	168	-46.364	40.842	-26.361	1.00	69.40	C
ATOM	4321	CG2	ILE	D	168	-45.843	38.431	-26.968	1.00	64.87	C
ATOM	4322	CD1	ILE	D	168	-46.007	41.596	-27.628	1.00	76.52	C
ATOM	4323	N	CYS	D	169	-43.573	37.744	-24.680	1.00	66.53	N
ATOM	4324	CA	CYS	D	169	-42.786	36.534	-24.408	1.00	59.63	C
ATOM	4325	C	CYS	D	169	-43.097	36.004	-23.005	1.00	59.00	C
ATOM	4326	O	CYS	D	169	-43.340	34.812	-22.839	1.00	62.98	O
ATOM	4327	CB	CYS	D	169	-41.292	36.806	-24.505	1.00	58.85	C
ATOM	4328	SG	CYS	D	169	-40.621	36.639	-26.175	1.00	60.22	S
ATOM	4329	N	HIS	D	170	-43.089	36.904	-22.015	1.00	57.52	N

ATOM	4330	CA	HIS	D	170	-43.264	36.547	-20.587	1.00	63.72	C
ATOM	4331	C	HIS	D	170	-44.716	36.193	-20.213	1.00	64.50	C
ATOM	4332	O	HIS	D	170	-44.915	35.364	-19.319	1.00	67.85	O
ATOM	4333	CB	HIS	D	170	-42.748	37.673	-19.686	1.00	66.45	C
ATOM	4334	CG	HIS	D	170	-41.270	37.848	-19.724	1.00	66.00	C
ATOM	4335	CD2	HIS	D	170	-40.283	36.976	-20.020	1.00	66.97	C
ATOM	4336	ND1	HIS	D	170	-40.662	39.056	-19.438	1.00	65.29	N
ATOM	4337	CE1	HIS	D	170	-39.360	38.914	-19.549	1.00	69.91	C
ATOM	4338	NE2	HIS	D	170	-39.103	37.643	-19.907	1.00	69.80	N
ATOM	4339	N	ASP	D	171	-45.717	36.821	-20.854	1.00	65.31	N
ATOM	4340	CA	ASP	D	171	-47.127	36.398	-20.722	1.00	61.93	C
ATOM	4341	C	ASP	D	171	-47.239	34.916	-21.127	1.00	67.82	C
ATOM	4342	O	ASP	D	171	-48.021	34.146	-20.526	1.00	62.13	O
ATOM	4343	CB	ASP	D	171	-48.090	37.232	-21.577	1.00	59.51	C
ATOM	4344	CG	ASP	D	171	-48.197	38.710	-21.224	1.00	63.67	C
ATOM	4345	OD1	ASP	D	171	-48.076	39.059	-20.034	1.00	64.10	O
ATOM	4346	OD2	ASP	D	171	-48.416	39.508	-22.151	1.00	68.51	O1-
ATOM	4347	N	TYR	D	172	-46.438	34.523	-22.131	1.00	63.63	N
ATOM	4348	CA	TYR	D	172	-46.455	33.178	-22.706	1.00	61.24	C
ATOM	4349	C	TYR	D	172	-45.327	32.316	-22.111	1.00	61.68	C
ATOM	4350	O	TYR	D	172	-44.948	31.288	-22.698	1.00	53.68	O
ATOM	4351	CB	TYR	D	172	-46.370	33.277	-24.235	1.00	64.91	C
ATOM	4352	CG	TYR	D	172	-47.634	33.755	-24.909	1.00	73.46	C
ATOM	4353	CD1	TYR	D	172	-48.767	32.951	-24.956	1.00	78.66	C
ATOM	4354	CD2	TYR	D	172	-47.708	35.006	-25.504	1.00	76.58	C
ATOM	4355	CE1	TYR	D	172	-49.936	33.380	-25.568	1.00	78.10	C
ATOM	4356	CE2	TYR	D	172	-48.870	35.450	-26.120	1.00	83.30	C
ATOM	4357	CZ	TYR	D	172	-49.989	34.634	-26.151	1.00	85.26	C
ATOM	4358	OH	TYR	D	172	-51.139	35.056	-26.760	1.00	87.04	O
ATOM	4359	N	ASP	D	173	-44.787	32.729	-20.953	1.00	68.91	N
ATOM	4360	CA	ASP	D	173	-43.817	31.928	-20.151	1.00	68.92	C
ATOM	4361	C	ASP	D	173	-42.546	31.590	-20.969	1.00	63.15	C
ATOM	4362	O	ASP	D	173	-42.001	30.493	-20.805	1.00	57.24	O

ATOM	4363	CB	ASP	D	173	-44.517	30.675	-19.607	1.00	70.75	C
ATOM	4364	CG	ASP	D	173	-43.859	30.071	-18.379	1.00	72.48	C
ATOM	4365	OD1	ASP	D	173	-43.200	30.814	-17.655	1.00	71.36	O
ATOM	4366	OD2	ASP	D	173	-43.992	28.852	-18.177	1.00	79.79	O1-
ATOM	4367	N	CYS	D	174	-42.068	32.554	-21.790	1.00	60.44	N
ATOM	4368	CA	CYS	D	174	-40.991	32.400	-22.822	1.00	62.27	C
ATOM	4369	C	CYS	D	174	-39.874	33.442	-22.596	1.00	62.62	C
ATOM	4370	O	CYS	D	174	-40.143	34.634	-22.506	1.00	58.38	O
ATOM	4371	CB	CYS	D	174	-41.552	32.557	-24.237	1.00	56.84	C
ATOM	4372	SG	CYS	D	174	-40.323	32.492	-25.577	1.00	64.03	S
ATOM	4373	N	LEU	D	175	-38.615	32.974	-22.553	1.00	59.62	N
ATOM	4374	CA	LEU	D	175	-37.413	33.820	-22.458	1.00	54.12	C
ATOM	4375	C	LEU	D	175	-37.175	34.554	-23.786	1.00	54.64	C
ATOM	4376	O	LEU	D	175	-37.311	33.976	-24.861	1.00	57.56	O
ATOM	4377	CB	LEU	D	175	-36.201	32.943	-22.147	1.00	51.84	C
ATOM	4378	CG	LEU	D	175	-36.235	32.174	-20.829	1.00	52.02	C
ATOM	4379	CD1	LEU	D	175	-34.968	31.346	-20.656	1.00	49.84	C
ATOM	4380	CD2	LEU	D	175	-36.425	33.108	-19.643	1.00	53.86	C
ATOM	4381	N	LEU	D	176	-36.752	35.813	-23.693	1.00	47.73	N
ATOM	4382	CA	LEU	D	176	-36.389	36.605	-24.868	1.00	52.11	C
ATOM	4383	C	LEU	D	176	-34.848	36.719	-24.968	1.00	56.15	C
ATOM	4384	O	LEU	D	176	-34.215	37.360	-24.117	1.00	54.78	O
ATOM	4385	CB	LEU	D	176	-37.060	37.975	-24.718	1.00	47.73	C
ATOM	4386	CG	LEU	D	176	-36.609	39.035	-25.709	1.00	45.57	C
ATOM	4387	CD1	LEU	D	176	-36.724	38.522	-27.134	1.00	50.07	C
ATOM	4388	CD2	LEU	D	176	-37.400	40.311	-25.538	1.00	44.20	C
ATOM	4389	N	LEU	D	177	-34.256	36.097	-25.997	1.00	50.99	N
ATOM	4390	CA	LEU	D	177	-32.804	36.103	-26.250	1.00	51.37	C
ATOM	4391	C	LEU	D	177	-32.472	37.076	-27.386	1.00	55.39	C
ATOM	4392	O	LEU	D	177	-33.099	36.982	-28.431	1.00	62.06	O
ATOM	4393	CB	LEU	D	177	-32.378	34.693	-26.661	1.00	48.43	C
ATOM	4394	CG	LEU	D	177	-32.657	33.590	-25.645	1.00	53.14	C
ATOM	4395	CD1	LEU	D	177	-32.084	32.262	-26.118	1.00	56.30	C

ATOM	4396	CD2	LEU	D	177	-32.110	33.932	-24.275	1.00	50.61	C
ATOM	4397	N	VAL	D	178	-31.456	37.947	-27.216	1.00	55.08	N
ATOM	4398	CA	VAL	D	178	-31.158	39.001	-28.220	1.00	52.96	C
ATOM	4399	C	VAL	D	178	-29.666	39.029	-28.580	1.00	58.05	C
ATOM	4400	O	VAL	D	178	-28.824	39.067	-27.690	1.00	69.43	O
ATOM	4401	CB	VAL	D	178	-31.622	40.377	-27.717	1.00	52.67	C
ATOM	4402	CG1	VAL	D	178	-31.505	41.440	-28.796	1.00	53.37	C
ATOM	4403	CG2	VAL	D	178	-33.043	40.338	-27.172	1.00	55.14	C
ATOM	4404	N	ASP	D	179	-29.361	39.056	-29.890	1.00	54.76	N
ATOM	4405	CA	ASP	D	179	-28.003	39.306	-30.430	1.00	49.04	C
ATOM	4406	C	ASP	D	179	-27.862	40.819	-30.631	1.00	52.11	C
ATOM	4407	O	ASP	D	179	-28.430	41.366	-31.580	1.00	55.11	O
ATOM	4408	CB	ASP	D	179	-27.731	38.563	-31.753	1.00	44.14	C
ATOM	4409	CG	ASP	D	179	-26.443	38.937	-32.498	1.00	42.52	C
ATOM	4410	OD1	ASP	D	179	-26.037	40.095	-32.415	1.00	45.20	O
ATOM	4411	OD2	ASP	D	179	-25.849	38.071	-33.180	1.00	41.89	O1-
ATOM	4412	N	ALA	D	180	-27.075	41.477	-29.768	1.00	52.08	N
ATOM	4413	CA	ALA	D	180	-26.834	42.924	-29.887	1.00	53.90	C
ATOM	4414	C	ALA	D	180	-25.391	43.231	-30.336	1.00	50.07	C
ATOM	4415	O	ALA	D	180	-24.883	44.306	-30.073	1.00	54.55	O
ATOM	4416	CB	ALA	D	180	-27.188	43.589	-28.577	1.00	53.63	C
ATOM	4417	N	VAL	D	181	-24.754	42.306	-31.066	1.00	47.40	N
ATOM	4418	CA	VAL	D	181	-23.360	42.431	-31.454	1.00	41.17	C
ATOM	4419	C	VAL	D	181	-23.163	43.729	-32.255	1.00	44.57	C
ATOM	4420	O	VAL	D	181	-22.185	44.428	-32.019	1.00	47.69	O
ATOM	4421	CB	VAL	D	181	-22.857	41.209	-32.254	1.00	37.46	C
ATOM	4422	CG1	VAL	D	181	-21.502	41.467	-32.882	1.00	33.69	C
ATOM	4423	CG2	VAL	D	181	-22.804	39.926	-31.443	1.00	40.14	C
ATOM	4424	N	ALA	D	182	-24.064	44.038	-33.200	1.00	45.10	N
ATOM	4425	CA	ALA	D	182	-23.872	45.188	-34.122	1.00	46.35	C
ATOM	4426	C	ALA	D	182	-24.658	46.424	-33.664	1.00	44.74	C
ATOM	4427	O	ALA	D	182	-24.404	47.523	-34.159	1.00	48.59	O
ATOM	4428	CB	ALA	D	182	-24.242	44.815	-35.537	1.00	45.80	C

ATOM	4429	N	SER D 183	-25.579	46.260	-32.712	1.00	43.70	N
ATOM	4430	CA	SER D 183	-26.376	47.396	-32.206	1.00	47.41	C
ATOM	4431	C	SER D 183	-25.653	48.162	-31.083	1.00	49.20	C
ATOM	4432	O	SER D 183	-25.492	49.383	-31.194	1.00	49.08	O
ATOM	4433	CB	SER D 183	-27.745	46.954	-31.740	1.00	42.24	C
ATOM	4434	OG	SER D 183	-27.650	45.838	-30.879	1.00	43.95	O
ATOM	4435	N	LEU D 184	-25.244	47.447	-30.019	1.00	46.99	N
ATOM	4436	CA	LEU D 184	-24.949	48.038	-28.694	1.00	45.83	C
ATOM	4437	C	LEU D 184	-23.947	49.196	-28.807	1.00	47.07	C
ATOM	4438	O	LEU D 184	-22.952	49.101	-29.530	1.00	47.29	O
ATOM	4439	CB	LEU D 184	-24.394	46.958	-27.776	1.00	44.50	C
ATOM	4440	CG	LEU D 184	-24.612	47.213	-26.292	1.00	45.26	C
ATOM	4441	CD1	LEU D 184	-26.085	47.082	-25.939	1.00	39.79	C
ATOM	4442	CD2	LEU D 184	-23.767	46.257	-25.445	1.00	44.49	C
ATOM	4443	N	CYS D 185	-24.244	50.295	-28.103	1.00	45.10	N
ATOM	4444	CA	CYS D 185	-23.422	51.491	-28.096	1.00	46.68	C
ATOM	4445	C	CYS D 185	-23.471	52.197	-29.461	1.00	51.90	C
ATOM	4446	O	CYS D 185	-22.681	53.163	-29.714	1.00	55.53	O
ATOM	4447	CB	CYS D 185	-21.972	51.175	-27.724	1.00	48.38	C
ATOM	4448	SG	CYS D 185	-21.817	50.392	-26.101	1.00	46.02	S
ATOM	4449	N	GLY D 186	-24.373	51.728	-30.335	1.00	49.59	N
ATOM	4450	CA	GLY D 186	-24.696	52.402	-31.615	1.00	50.52	C
ATOM	4451	C	GLY D 186	-26.094	53.021	-31.637	1.00	43.83	C
ATOM	4452	O	GLY D 186	-26.313	54.001	-32.346	1.00	43.45	O
ATOM	4453	N	VAL D 187	-27.020	52.434	-30.869	1.00	37.98	N
ATOM	4454	CA	VAL D 187	-28.395	52.863	-30.721	1.00	41.53	C
ATOM	4455	C	VAL D 187	-28.792	52.598	-29.278	1.00	44.71	C
ATOM	4456	O	VAL D 187	-28.159	51.771	-28.618	1.00	43.72	O
ATOM	4457	CB	VAL D 187	-29.355	52.074	-31.649	1.00	41.30	C
ATOM	4458	CG1	VAL D 187	-28.904	52.113	-33.097	1.00	42.67	C
ATOM	4459	CG2	VAL D 187	-29.552	50.625	-31.185	1.00	38.19	C
ATOM	4460	N	PRO D 188	-29.940	53.143	-28.814	1.00	48.20	N
ATOM	4461	CA	PRO D 188	-30.425	52.874	-27.461	1.00	48.62	C

ATOM	4462	C	PRO	D	188	-30.742	51.388	-27.272	1.00	46.81	C
ATOM	4463	O	PRO	D	188	-31.239	50.752	-28.182	1.00	54.82	O
ATOM	4464	CB	PRO	D	188	-31.701	53.723	-27.298	1.00	45.99	C
ATOM	4465	CG	PRO	D	188	-31.647	54.717	-28.443	1.00	46.11	C
ATOM	4466	CD	PRO	D	188	-30.853	54.036	-29.547	1.00	49.79	C
ATOM	4467	N	PHE	D	189	-30.468	50.892	-26.066	1.00	48.93	N
ATOM	4468	CA	PHE	D	189	-30.669	49.527	-25.679	1.00	52.64	C
ATOM	4469	C	PHE	D	189	-30.850	49.508	-24.164	1.00	50.44	C
ATOM	4470	O	PHE	D	189	-30.007	50.049	-23.463	1.00	60.18	O
ATOM	4471	CB	PHE	D	189	-29.478	48.662	-26.118	1.00	54.77	C
ATOM	4472	CG	PHE	D	189	-29.685	47.184	-25.904	1.00	55.88	C
ATOM	4473	CD1	PHE	D	189	-29.563	46.626	-24.639	1.00	54.07	C
ATOM	4474	CD2	PHE	D	189	-30.022	46.355	-26.960	1.00	57.20	C
ATOM	4475	CE1	PHE	D	189	-29.767	45.273	-24.429	1.00	51.69	C
ATOM	4476	CE2	PHE	D	189	-30.255	45.006	-26.743	1.00	57.24	C
ATOM	4477	CZ	PHE	D	189	-30.125	44.469	-25.481	1.00	56.20	C
ATOM	4478	N	TYR	D	190	-31.933	48.881	-23.689	1.00	48.58	N
ATOM	4479	CA	TYR	D	190	-32.267	48.815	-22.277	1.00	48.17	C
ATOM	4480	C	TYR	D	190	-32.619	47.371	-21.909	1.00	48.23	C
ATOM	4481	O	TYR	D	190	-33.735	46.970	-22.047	1.00	49.12	O
ATOM	4482	CB	TYR	D	190	-33.453	49.734	-21.943	1.00	50.89	C
ATOM	4483	CG	TYR	D	190	-33.319	51.170	-22.387	1.00	50.06	C
ATOM	4484	CD1	TYR	D	190	-33.432	51.507	-23.721	1.00	52.28	C
ATOM	4485	CD2	TYR	D	190	-33.093	52.192	-21.484	1.00	52.04	C
ATOM	4486	CE1	TYR	D	190	-33.289	52.817	-24.152	1.00	55.54	C
ATOM	4487	CE2	TYR	D	190	-32.957	53.509	-21.895	1.00	51.25	C
ATOM	4488	CZ	TYR	D	190	-33.048	53.819	-23.237	1.00	52.23	C
ATOM	4489	OH	TYR	D	190	-32.902	55.097	-23.690	1.00	56.05	O
ATOM	4490	N	MET	D	191	-31.677	46.597	-21.374	1.00	50.90	N
ATOM	4491	CA	MET	D	191	-31.974	45.180	-21.174	1.00	51.84	C
ATOM	4492	C	MET	D	191	-33.196	45.024	-20.272	1.00	52.11	C
ATOM	4493	O	MET	D	191	-34.187	44.463	-20.678	1.00	60.26	O
ATOM	4494	CB	MET	D	191	-30.808	44.404	-20.565	1.00	51.26	C

ATOM	4495	CG	MET	D	191	-30.886	42.910	-20.807	1.00	47.56	C
ATOM	4496	SD	MET	D	191	-29.572	42.105	-19.886	1.00	48.23	S
ATOM	4497	CE	MET	D	191	-29.773	40.378	-20.321	1.00	51.28	C
ATOM	4498	N	ASP	D	192	-33.100	45.520	-19.043	1.00	58.22	N
ATOM	4499	CA	ASP	D	192	-34.085	45.224	-18.007	1.00	54.24	C
ATOM	4500	C	ASP	D	192	-35.461	45.810	-18.388	1.00	59.41	C
ATOM	4501	O	ASP	D	192	-36.489	45.136	-18.273	1.00	54.72	O
ATOM	4502	CB	ASP	D	192	-33.535	45.666	-16.652	1.00	50.39	C
ATOM	4503	CG	ASP	D	192	-32.494	44.705	-16.093	1.00	52.60	C
ATOM	4504	OD1	ASP	D	192	-31.977	43.862	-16.865	1.00	48.48	O
ATOM	4505	OD2	ASP	D	192	-32.245	44.770	-14.870	1.00	57.15	O1-
ATOM	4506	N	LYS	D	193	-35.484	47.043	-18.906	1.00	63.96	N
ATOM	4507	CA	LYS	D	193	-36.746	47.724	-19.214	1.00	67.21	C
ATOM	4508	C	LYS	D	193	-37.480	47.027	-20.378	1.00	62.27	C
ATOM	4509	O	LYS	D	193	-38.702	47.006	-20.414	1.00	51.06	O
ATOM	4510	CB	LYS	D	193	-36.517	49.223	-19.459	1.00	69.09	C
ATOM	4511	CG	LYS	D	193	-37.130	50.116	-18.383	1.00	75.92	C
ATOM	4512	CD	LYS	D	193	-36.156	50.976	-17.622	1.00	81.65	C
ATOM	4513	CE	LYS	D	193	-36.289	50.779	-16.127	1.00	85.86	C
ATOM	4514	NZ	LYS	D	193	-35.333	51.632	-15.389	1.00	88.28	N1+
ATOM	4515	N	TRP	D	194	-36.729	46.416	-21.297	1.00	57.27	N
ATOM	4516	CA	TRP	D	194	-37.289	45.702	-22.438	1.00	45.22	C
ATOM	4517	C	TRP	D	194	-37.496	44.228	-22.088	1.00	45.24	C
ATOM	4518	O	TRP	D	194	-37.683	43.412	-22.974	1.00	50.13	O
ATOM	4519	CB	TRP	D	194	-36.389	45.880	-23.665	1.00	40.68	C
ATOM	4520	CG	TRP	D	194	-36.345	47.280	-24.184	1.00	38.05	C
ATOM	4521	CD1	TRP	D	194	-37.113	48.328	-23.767	1.00	40.16	C
ATOM	4522	CD2	TRP	D	194	-35.532	47.776	-25.265	1.00	44.99	C
ATOM	4523	CE2	TRP	D	194	-35.833	49.154	-25.407	1.00	46.87	C
ATOM	4524	CE3	TRP	D	194	-34.543	47.215	-26.089	1.00	46.90	C
ATOM	4525	NE1	TRP	D	194	-36.811	49.457	-24.487	1.00	46.74	N
ATOM	4526	CZ2	TRP	D	194	-35.199	49.963	-26.354	1.00	45.69	C
ATOM	4527	CZ3	TRP	D	194	-33.909	48.018	-27.020	1.00	46.83	C

ATOM	4528	CH2	TRP	D	194	-34.252	49.368	-27.166	1.00	47.54	C
ATOM	4529	N	GLU	D	195	-37.476	43.911	-20.788	1.00	52.51	N
ATOM	4530	CA	GLU	D	195	-37.728	42.573	-20.250	1.00	54.73	C
ATOM	4531	C	GLU	D	195	-37.018	41.507	-21.110	1.00	58.31	C
ATOM	4532	O	GLU	D	195	-37.635	40.521	-21.514	1.00	60.66	O
ATOM	4533	CB	GLU	D	195	-39.242	42.394	-20.140	1.00	61.27	C
ATOM	4534	CG	GLU	D	195	-39.871	43.039	-18.911	1.00	64.98	C
ATOM	4535	CD	GLU	D	195	-41.345	42.689	-18.694	1.00	75.19	C
ATOM	4536	OE1	GLU	D	195	-41.719	41.480	-18.828	1.00	69.11	O
ATOM	4537	OE2	GLU	D	195	-42.137	43.623	-18.402	1.00	68.76	O1-
ATOM	4538	N	ILE	D	196	-35.713	41.712	-21.376	1.00	56.06	N
ATOM	4539	CA	ILE	D	196	-34.843	40.774	-22.105	1.00	49.88	C
ATOM	4540	C	ILE	D	196	-34.162	39.855	-21.080	1.00	50.44	C
ATOM	4541	O	ILE	D	196	-33.804	40.300	-20.014	1.00	53.87	O
ATOM	4542	CB	ILE	D	196	-33.803	41.519	-22.965	1.00	49.24	C
ATOM	4543	CG1	ILE	D	196	-34.440	42.382	-24.057	1.00	50.04	C
ATOM	4544	CG2	ILE	D	196	-32.794	40.543	-23.558	1.00	52.72	C
ATOM	4545	CD1	ILE	D	196	-33.478	43.347	-24.723	1.00	45.98	C
ATOM	4546	N	ASP	D	197	-33.974	38.579	-21.436	1.00	48.52	N
ATOM	4547	CA	ASP	D	197	-33.525	37.549	-20.516	1.00	46.34	C
ATOM	4548	C	ASP	D	197	-32.092	37.086	-20.836	1.00	47.14	C
ATOM	4549	O	ASP	D	197	-31.439	36.513	-19.969	1.00	46.15	O
ATOM	4550	CB	ASP	D	197	-34.483	36.360	-20.537	1.00	49.39	C
ATOM	4551	CG	ASP	D	197	-35.851	36.653	-19.943	1.00	54.49	C
ATOM	4552	OD1	ASP	D	197	-35.979	36.668	-18.690	1.00	52.94	O
ATOM	4553	OD2	ASP	D	197	-36.788	36.844	-20.741	1.00	61.27	O1-
ATOM	4554	N	GLY	D	198	-31.628	37.287	-22.082	1.00	46.57	N
ATOM	4555	CA	GLY	D	198	-30.291	36.907	-22.538	1.00	40.66	C
ATOM	4556	C	GLY	D	198	-29.786	37.898	-23.566	1.00	46.67	C
ATOM	4557	O	GLY	D	198	-30.561	38.360	-24.402	1.00	52.31	O
ATOM	4558	N	VAL	D	199	-28.504	38.269	-23.473	1.00	47.62	N
ATOM	4559	CA	VAL	D	199	-27.920	39.228	-24.394	1.00	48.75	C
ATOM	4560	C	VAL	D	199	-26.422	38.965	-24.515	1.00	47.49	C



ATOM	4561	O	VAL	D	199	-25.788	38.462	-23.570	1.00	43.28	O
ATOM	4562	CB	VAL	D	199	-28.186	40.684	-23.963	1.00	58.68	C
ATOM	4563	CG1	VAL	D	199	-27.349	41.086	-22.762	1.00	57.53	C
ATOM	4564	CG2	VAL	D	199	-27.966	41.660	-25.116	1.00	58.98	C
ATOM	4565	N	TYR	D	200	-25.884	39.281	-25.699	1.00	42.35	N
ATOM	4566	CA	TYR	D	200	-24.472	39.244	-25.933	1.00	43.75	C
ATOM	4567	C	TYR	D	200	-24.141	40.330	-26.953	1.00	46.53	C
ATOM	4568	O	TYR	D	200	-25.014	40.761	-27.694	1.00	49.69	O
ATOM	4569	CB	TYR	D	200	-24.017	37.841	-26.336	1.00	47.57	C
ATOM	4570	CG	TYR	D	200	-24.529	37.337	-27.664	1.00	48.88	C
ATOM	4571	CD1	TYR	D	200	-25.709	36.624	-27.743	1.00	46.75	C
ATOM	4572	CD2	TYR	D	200	-23.821	37.546	-28.840	1.00	47.13	C
ATOM	4573	CE1	TYR	D	200	-26.189	36.154	-28.954	1.00	47.51	C
ATOM	4574	CE2	TYR	D	200	-24.294	37.090	-30.059	1.00	46.41	C
ATOM	4575	CZ	TYR	D	200	-25.488	36.391	-30.119	1.00	44.53	C
ATOM	4576	OH	TYR	D	200	-25.979	35.931	-31.309	1.00	40.40	O
ATOM	4577	N	THR	D	201	-22.888	40.804	-26.933	1.00	47.40	N
ATOM	4578	CA	THR	D	201	-22.372	41.699	-27.961	1.00	42.53	C
ATOM	4579	C	THR	D	201	-20.968	41.222	-28.304	1.00	37.84	C
ATOM	4580	O	THR	D	201	-20.501	40.252	-27.743	1.00	38.50	O
ATOM	4581	CB	THR	D	201	-22.447	43.170	-27.527	1.00	41.13	C
ATOM	4582	CG2	THR	D	201	-21.583	43.468	-26.326	1.00	44.54	C
ATOM	4583	OG1	THR	D	201	-22.014	43.975	-28.622	1.00	41.05	O
ATOM	4584	N	GLY	D	202	-20.313	41.948	-29.202	1.00	40.51	N
ATOM	4585	CA	GLY	D	202	-18.974	41.636	-29.686	1.00	44.07	C
ATOM	4586	C	GLY	D	202	-17.996	42.785	-29.450	1.00	48.85	C
ATOM	4587	O	GLY	D	202	-18.360	43.965	-29.476	1.00	46.46	O
ATOM	4588	N	SER	D	203	-16.728	42.411	-29.237	1.00	50.79	N
ATOM	4589	CA	SER	D	203	-15.689	43.313	-28.801	1.00	47.75	C
ATOM	4590	C	SER	D	203	-15.193	44.156	-29.978	1.00	48.76	C
ATOM	4591	O	SER	D	203	-14.774	45.320	-29.785	1.00	44.92	O
ATOM	4592	CB	SER	D	203	-14.560	42.554	-28.121	1.00	46.00	C
ATOM	4593	OG	SER	D	203	-13.900	41.634	-28.983	1.00	36.10	O

ATOM	4594	N	GLN	D	204	-15.270	43.581	-31.188	1.00	45.32	N
ATOM	4595	CA	GLN	D	204	-14.563	44.137	-32.324	1.00	46.46	C
ATOM	4596	C	GLN	D	204	-15.507	45.031	-33.140	1.00	46.97	C
ATOM	4597	O	GLN	D	204	-15.102	45.533	-34.204	1.00	44.58	O
ATOM	4598	CB	GLN	D	204	-13.890	43.022	-33.138	1.00	50.64	C
ATOM	4599	CG	GLN	D	204	-14.816	42.239	-34.071	1.00	55.59	C
ATOM	4600	CD	GLN	D	204	-15.500	41.041	-33.448	1.00	54.37	C
ATOM	4601	NE2	GLN	D	204	-16.106	40.216	-34.294	1.00	45.08	N
ATOM	4602	OE1	GLN	D	204	-15.512	40.870	-32.224	1.00	55.21	O
ATOM	4603	N	LYS	D	205	-16.726	45.267	-32.631	1.00	41.22	N
ATOM	4604	CA	LYS	D	205	-17.728	45.977	-33.383	1.00	46.92	C
ATOM	4605	C	LYS	D	205	-17.760	47.400	-32.814	1.00	50.23	C
ATOM	4606	O	LYS	D	205	-16.706	48.066	-32.791	1.00	47.19	O
ATOM	4607	CB	LYS	D	205	-19.038	45.168	-33.453	1.00	55.01	C
ATOM	4608	CG	LYS	D	205	-18.908	43.752	-34.063	1.00	64.49	C
ATOM	4609	CD	LYS	D	205	-19.463	43.490	-35.488	1.00	63.69	C
ATOM	4610	CE	LYS	D	205	-18.783	42.360	-36.268	1.00	64.81	C
ATOM	4611	NZ	LYS	D	205	-19.629	41.147	-36.486	1.00	69.61	N1+
ATOM	4612	N	VAL	D	206	-18.918	47.877	-32.343	1.00	48.24	N
ATOM	4613	CA	VAL	D	206	-19.027	49.298	-31.969	1.00	49.52	C
ATOM	4614	C	VAL	D	206	-17.955	49.651	-30.920	1.00	48.41	C
ATOM	4615	O	VAL	D	206	-17.363	50.747	-30.961	1.00	50.38	O
ATOM	4616	CB	VAL	D	206	-20.444	49.680	-31.495	1.00	51.65	C
ATOM	4617	CG1	VAL	D	206	-20.547	51.163	-31.203	1.00	53.09	C
ATOM	4618	CG2	VAL	D	206	-21.517	49.282	-32.494	1.00	53.41	C
ATOM	4619	N	LEU	D	207	-17.688	48.733	-29.984	1.00	47.07	N
ATOM	4620	CA	LEU	D	207	-16.781	49.009	-28.848	1.00	48.17	C
ATOM	4621	C	LEU	D	207	-15.359	49.405	-29.296	1.00	45.39	C
ATOM	4622	O	LEU	D	207	-14.664	50.093	-28.574	1.00	45.89	O
ATOM	4623	CB	LEU	D	207	-16.757	47.772	-27.947	1.00	48.01	C
ATOM	4624	CG	LEU	D	207	-17.908	47.722	-26.947	1.00	49.75	C
ATOM	4625	CD1	LEU	D	207	-18.066	46.345	-26.311	1.00	51.05	C
ATOM	4626	CD2	LEU	D	207	-17.685	48.781	-25.888	1.00	55.46	C

ATOM	4627	N	GLY	D	208	-14.922	48.962	-30.473	1.00	41.48	N
ATOM	4628	CA	GLY	D	208	-13.607	49.249	-30.957	1.00	39.18	C
ATOM	4629	C	GLY	D	208	-12.542	48.575	-30.121	1.00	41.70	C
ATOM	4630	O	GLY	D	208	-11.475	49.166	-29.880	1.00	45.74	O
ATOM	4631	N	ALA	D	209	-12.836	47.354	-29.657	1.00	40.98	N
ATOM	4632	CA	ALA	D	209	-11.839	46.533	-28.965	1.00	43.48	C
ATOM	4633	C	ALA	D	209	-11.392	45.388	-29.876	1.00	42.74	C
ATOM	4634	O	ALA	D	209	-12.000	45.132	-30.910	1.00	48.58	O
ATOM	4635	CB	ALA	D	209	-12.384	46.053	-27.646	1.00	38.74	C
ATOM	4636	N	PRO	D	210	-10.267	44.715	-29.581	1.00	40.38	N
ATOM	4637	CA	PRO	D	210	-9.821	43.584	-30.382	1.00	41.08	C
ATOM	4638	C	PRO	D	210	-10.748	42.391	-30.222	1.00	40.22	C
ATOM	4639	O	PRO	D	210	-11.346	42.192	-29.154	1.00	38.57	O
ATOM	4640	CB	PRO	D	210	-8.420	43.264	-29.852	1.00	38.22	C
ATOM	4641	CG	PRO	D	210	-7.997	44.563	-29.229	1.00	39.61	C
ATOM	4642	CD	PRO	D	210	-9.267	45.082	-28.578	1.00	43.27	C
ATOM	4643	N	PRO	D	211	-10.886	41.592	-31.307	1.00	38.81	N
ATOM	4644	CA	PRO	D	211	-11.732	40.397	-31.291	1.00	40.09	C
ATOM	4645	C	PRO	D	211	-11.155	39.333	-30.352	1.00	34.77	C
ATOM	4646	O	PRO	D	211	-9.920	39.254	-30.278	1.00	37.17	O
ATOM	4647	CB	PRO	D	211	-11.651	39.902	-32.740	1.00	40.22	C
ATOM	4648	CG	PRO	D	211	-10.283	40.371	-33.179	1.00	38.97	C
ATOM	4649	CD	PRO	D	211	-10.190	41.759	-32.590	1.00	38.19	C
ATOM	4650	N	GLY	D	212	-12.030	38.549	-29.694	1.00	30.91	N
ATOM	4651	CA	GLY	D	212	-11.633	37.327	-28.963	1.00	31.68	C
ATOM	4652	C	GLY	D	212	-12.224	37.181	-27.559	1.00	30.18	C
ATOM	4653	O	GLY	D	212	-11.978	36.196	-26.895	1.00	28.08	O
ATOM	4654	N	ILE	D	213	-13.003	38.157	-27.105	1.00	33.19	N
ATOM	4655	CA	ILE	D	213	-13.592	38.180	-25.751	1.00	36.13	C
ATOM	4656	C	ILE	D	213	-15.028	38.697	-25.896	1.00	36.26	C
ATOM	4657	O	ILE	D	213	-15.219	39.737	-26.530	1.00	36.24	O
ATOM	4658	CB	ILE	D	213	-12.730	39.037	-24.786	1.00	34.45	C
ATOM	4659	CG1	ILE	D	213	-13.293	39.105	-23.365	1.00	34.92	C

ATOM	4660	CG2	ILE	D	213	-12.521	40.442	-25.324	1.00	33.51	C
ATOM	4661	CD1	ILE	D	213	-13.310	37.782	-22.651	1.00	37.53	C
ATOM	4662	N	THR	D	214	-16.003	37.966	-25.337	1.00	37.76	N
ATOM	4663	CA	THR	D	214	-17.417	38.158	-25.683	1.00	41.27	C
ATOM	4664	C	THR	D	214	-18.292	38.386	-24.445	1.00	38.99	C
ATOM	4665	O	THR	D	214	-18.656	37.459	-23.718	1.00	39.18	O
ATOM	4666	CB	THR	D	214	-17.938	36.977	-26.509	1.00	45.19	C
ATOM	4667	CG2	THR	D	214	-19.431	37.043	-26.744	1.00	45.52	C
ATOM	4668	OG1	THR	D	214	-17.276	37.017	-27.772	1.00	45.33	O
ATOM	4669	N	PRO	D	215	-18.718	39.644	-24.208	1.00	35.50	N
ATOM	4670	CA	PRO	D	215	-19.656	39.962	-23.138	1.00	37.27	C
ATOM	4671	C	PRO	D	215	-21.006	39.239	-23.235	1.00	40.49	C
ATOM	4672	O	PRO	D	215	-21.503	39.024	-24.347	1.00	38.83	O
ATOM	4673	CB	PRO	D	215	-19.923	41.459	-23.333	1.00	37.16	C
ATOM	4674	CG	PRO	D	215	-18.718	41.977	-24.060	1.00	36.57	C
ATOM	4675	CD	PRO	D	215	-18.275	40.836	-24.938	1.00	36.26	C
ATOM	4676	N	ILE	D	216	-21.598	38.947	-22.061	1.00	45.85	N
ATOM	4677	CA	ILE	D	216	-22.886	38.233	-21.924	1.00	44.24	C
ATOM	4678	C	ILE	D	216	-23.514	38.570	-20.569	1.00	45.62	C
ATOM	4679	O	ILE	D	216	-22.819	38.754	-19.579	1.00	47.23	O
ATOM	4680	CB	ILE	D	216	-22.694	36.714	-22.122	1.00	43.59	C
ATOM	4681	CG1	ILE	D	216	-24.004	35.942	-22.209	1.00	43.81	C
ATOM	4682	CG2	ILE	D	216	-21.798	36.110	-21.067	1.00	44.05	C
ATOM	4683	CD1	ILE	D	216	-23.794	34.512	-22.656	1.00	45.51	C
ATOM	4684	N	SER	D	217	-24.847	38.674	-20.562	1.00	47.65	N
ATOM	4685	CA	SER	D	217	-25.641	38.854	-19.359	1.00	46.31	C
ATOM	4686	C	SER	D	217	-26.938	38.045	-19.494	1.00	47.24	C
ATOM	4687	O	SER	D	217	-27.497	37.943	-20.575	1.00	46.75	O
ATOM	4688	CB	SER	D	217	-25.916	40.313	-19.120	1.00	44.08	C
ATOM	4689	OG	SER	D	217	-26.654	40.476	-17.918	1.00	45.54	O
ATOM	4690	N	ILE	D	218	-27.394	37.450	-18.391	1.00	48.14	N
ATOM	4691	CA	ILE	D	218	-28.677	36.773	-18.366	1.00	50.66	C
ATOM	4692	C	ILE	D	218	-29.453	37.197	-17.116	1.00	53.72	C

ATOM	4693	O	ILE	D	218	-28.860	37.477	-16.063	1.00	54.26	O
ATOM	4694	CB	ILE	D	218	-28.518	35.241	-18.440	1.00	56.45	C
ATOM	4695	CG1	ILE	D	218	-27.994	34.666	-17.114	1.00	53.18	C
ATOM	4696	CG2	ILE	D	218	-27.671	34.841	-19.658	1.00	51.05	C
ATOM	4697	CD1	ILE	D	218	-28.118	33.170	-16.997	1.00	52.75	C
ATOM	4698	N	SER	D	219	-30.785	37.192	-17.249	1.00	54.09	N
ATOM	4699	CA	SER	D	219	-31.718	37.615	-16.212	1.00	54.90	C
ATOM	4700	C	SER	D	219	-31.821	36.552	-15.129	1.00	47.61	C
ATOM	4701	O	SER	D	219	-31.511	35.384	-15.368	1.00	52.64	O
ATOM	4702	CB	SER	D	219	-33.084	37.884	-16.789	1.00	64.06	C
ATOM	4703	OG	SER	D	219	-33.785	36.662	-17.015	1.00	78.00	O
ATOM	4704	N	PRO	D	220	-32.305	36.923	-13.923	1.00	46.13	N
ATOM	4705	CA	PRO	D	220	-32.640	35.961	-12.869	1.00	46.98	C
ATOM	4706	C	PRO	D	220	-33.460	34.752	-13.339	1.00	53.60	C
ATOM	4707	O	PRO	D	220	-33.151	33.631	-12.942	1.00	61.22	O
ATOM	4708	CB	PRO	D	220	-33.471	36.797	-11.885	1.00	44.28	C
ATOM	4709	CG	PRO	D	220	-32.883	38.176	-12.018	1.00	45.49	C
ATOM	4710	CD	PRO	D	220	-32.517	38.312	-13.487	1.00	47.25	C
ATOM	4711	N	LYS	D	221	-34.489	34.994	-14.165	1.00	60.65	N
ATOM	4712	CA	LYS	D	221	-35.333	33.921	-14.720	1.00	66.18	C
ATOM	4713	C	LYS	D	221	-34.474	32.946	-15.535	1.00	63.50	C
ATOM	4714	O	LYS	D	221	-34.540	31.723	-15.345	1.00	61.18	O
ATOM	4715	CB	LYS	D	221	-36.450	34.508	-15.586	1.00	72.14	C
ATOM	4716	CG	LYS	D	221	-37.573	35.165	-14.797	1.00	80.80	C
ATOM	4717	CD	LYS	D	221	-38.518	36.010	-15.631	1.00	82.53	C
ATOM	4718	CE	LYS	D	221	-39.726	36.468	-14.842	1.00	82.89	C
ATOM	4719	NZ	LYS	D	221	-40.783	36.998	-15.732	1.00	85.21	N1+
ATOM	4720	N	ALA	D	222	-33.663	33.496	-16.439	1.00	57.48	N
ATOM	4721	CA	ALA	D	222	-32.866	32.681	-17.343	1.00	57.28	C
ATOM	4722	C	ALA	D	222	-31.946	31.761	-16.534	1.00	57.71	C
ATOM	4723	O	ALA	D	222	-31.824	30.574	-16.836	1.00	60.91	O
ATOM	4724	CB	ALA	D	222	-32.102	33.577	-18.283	1.00	57.69	C
ATOM	4725	N	LEU	D	223	-31.312	32.329	-15.502	1.00	60.54	N

ATOM	4726	CA	LEU	D	223	-30.418	31.601	-14.585	1.00	60.32	C
ATOM	4727	C	LEU	D	223	-31.161	30.405	-13.967	1.00	57.67	C
ATOM	4728	O	LEU	D	223	-30.591	29.298	-13.866	1.00	52.27	O
ATOM	4729	CB	LEU	D	223	-29.929	32.576	-13.501	1.00	60.20	C
ATOM	4730	CG	LEU	D	223	-29.010	32.006	-12.413	1.00	56.76	C
ATOM	4731	CD1	LEU	D	223	-27.803	31.327	-13.024	1.00	59.50	C
ATOM	4732	CD2	LEU	D	223	-28.545	33.092	-11.456	1.00	55.55	C
ATOM	4733	N	GLU	D	224	-32.414	30.640	-13.538	1.00	62.31	N
ATOM	4734	CA	GLU	D	224	-33.220	29.637	-12.801	1.00	66.28	C
ATOM	4735	C	GLU	D	224	-33.601	28.481	-13.741	1.00	61.33	C
ATOM	4736	O	GLU	D	224	-33.585	27.305	-13.330	1.00	59.71	O
ATOM	4737	CB	GLU	D	224	-34.461	30.264	-12.157	1.00	71.45	C
ATOM	4738	CG	GLU	D	224	-34.608	29.918	-10.674	1.00	84.51	C
ATOM	4739	CD	GLU	D	224	-35.914	29.253	-10.238	1.00	88.52	C
ATOM	4740	OE1	GLU	D	224	-35.842	28.339	-9.381	1.00	83.65	O
ATOM	4741	OE2	GLU	D	224	-37.002	29.651	-10.734	1.00	84.30	O1-
ATOM	4742	N	VAL	D	225	-33.907	28.814	-15.003	1.00	58.98	N
ATOM	4743	CA	VAL	D	225	-34.134	27.820	-16.061	1.00	58.27	C
ATOM	4744	C	VAL	D	225	-32.878	26.943	-16.165	1.00	56.18	C
ATOM	4745	O	VAL	D	225	-32.963	25.711	-16.100	1.00	55.19	O
ATOM	4746	CB	VAL	D	225	-34.512	28.498	-17.393	1.00	61.01	C
ATOM	4747	CG1	VAL	D	225	-34.452	27.551	-18.573	1.00	63.39	C
ATOM	4748	CG2	VAL	D	225	-35.882	29.146	-17.318	1.00	63.83	C
ATOM	4749	N	ILE	D	226	-31.705	27.579	-16.242	1.00	55.44	N
ATOM	4750	CA	ILE	D	226	-30.440	26.828	-16.335	1.00	60.68	C
ATOM	4751	C	ILE	D	226	-30.297	25.937	-15.095	1.00	53.24	C
ATOM	4752	O	ILE	D	226	-29.859	24.819	-15.202	1.00	51.81	O
ATOM	4753	CB	ILE	D	226	-29.199	27.732	-16.551	1.00	63.08	C
ATOM	4754	CG1	ILE	D	226	-29.339	28.644	-17.779	1.00	67.12	C
ATOM	4755	CG2	ILE	D	226	-27.941	26.873	-16.649	1.00	64.71	C
ATOM	4756	CD1	ILE	D	226	-28.374	29.813	-17.823	1.00	64.41	C
ATOM	4757	N	ARG	D	227	-30.686	26.445	-13.929	1.00	57.57	N
ATOM	4758	CA	ARG	D	227	-30.510	25.700	-12.667	1.00	63.82	C

ATOM	4759	C	ARG	D	227	-31.509	24.534	-12.590	1.00	64.74	C
ATOM	4760	O	ARG	D	227	-31.184	23.510	-12.014	1.00	58.82	O
ATOM	4761	CB	ARG	D	227	-30.635	26.631	-11.452	1.00	65.35	C
ATOM	4762	CG	ARG	D	227	-29.311	27.221	-10.985	1.00	66.64	C
ATOM	4763	CD	ARG	D	227	-29.459	28.332	-9.966	1.00	67.30	C
ATOM	4764	NE	ARG	D	227	-28.145	28.813	-9.559	1.00	74.91	N
ATOM	4765	CZ	ARG	D	227	-27.911	29.988	-8.971	1.00	79.63	C
ATOM	4766	NH1	ARG	D	227	-28.899	30.850	-8.796	1.00	65.76	N1+
ATOM	4767	NH2	ARG	D	227	-26.693	30.296	-8.555	1.00	76.46	N
ATOM	4768	N	SER	D	228	-32.713	24.704	-13.158	1.00	68.83	N
ATOM	4769	CA	SER	D	228	-33.778	23.679	-13.131	1.00	65.61	C
ATOM	4770	C	SER	D	228	-33.462	22.494	-14.048	1.00	63.62	C
ATOM	4771	O	SER	D	228	-33.938	21.432	-13.777	1.00	64.77	O
ATOM	4772	CB	SER	D	228	-35.110	24.263	-13.496	1.00	65.42	C
ATOM	4773	OG	SER	D	228	-35.513	25.199	-12.516	1.00	69.84	O
ATOM	4774	N	ARG	D	229	-32.702	22.705	-15.137	1.00	69.40	N
ATOM	4775	CA	ARG	D	229	-32.300	21.633	-16.096	1.00	68.26	C
ATOM	4776	C	ARG	D	229	-32.137	20.281	-15.374	1.00	72.37	C
ATOM	4777	O	ARG	D	229	-31.518	20.237	-14.315	1.00	68.24	O
ATOM	4778	CB	ARG	D	229	-30.954	21.966	-16.755	1.00	66.46	C
ATOM	4779	CG	ARG	D	229	-31.021	22.907	-17.950	1.00	65.87	C
ATOM	4780	CD	ARG	D	229	-29.709	22.987	-18.720	1.00	60.70	C
ATOM	4781	NE	ARG	D	229	-29.383	21.768	-19.460	1.00	56.55	N
ATOM	4782	CZ	ARG	D	229	-29.129	21.691	-20.773	1.00	56.88	C
ATOM	4783	NH1	ARG	D	229	-29.066	22.776	-21.525	1.00	58.49	N1+
ATOM	4784	NH2	ARG	D	229	-28.916	20.515	-21.333	1.00	51.35	N
ATOM	4785	N	LYS	D	230	-32.655	19.192	-15.970	1.00	71.07	N
ATOM	4786	CA	LYS	D	230	-32.393	17.811	-15.509	1.00	68.85	C
ATOM	4787	C	LYS	D	230	-31.134	17.263	-16.194	1.00	65.50	C
ATOM	4788	O	LYS	D	230	-30.317	16.611	-15.557	1.00	53.60	O
ATOM	4789	CB	LYS	D	230	-33.585	16.887	-15.791	1.00	82.52	C
ATOM	4790	CG	LYS	D	230	-34.600	16.770	-14.657	1.00	94.21	C
ATOM	4791	CD	LYS	D	230	-35.518	15.560	-14.748	1.00	97.57	C

ATOM	4792	CE	LYS	D	230	-36.701	15.758	-15.674	1.00	98.00	C
ATOM	4793	NZ	LYS	D	230	-37.144	14.472	-16.261	1.00	98.72	N1+
ATOM	4794	N	THR	D	231	-30.990	17.526	-17.502	1.00	66.64	N
ATOM	4795	CA	THR	D	231	-29.809	17.088	-18.269	1.00	63.85	C
ATOM	4796	C	THR	D	231	-28.730	18.169	-18.210	1.00	66.82	C
ATOM	4797	O	THR	D	231	-29.023	19.362	-18.122	1.00	69.10	O
ATOM	4798	CB	THR	D	231	-30.179	16.711	-19.714	1.00	69.32	C
ATOM	4799	CG2	THR	D	231	-31.178	15.575	-19.771	1.00	68.81	C
ATOM	4800	OG1	THR	D	231	-30.721	17.822	-20.431	1.00	61.08	O
ATOM	4801	N	PRO	D	232	-27.432	17.797	-18.237	1.00	64.15	N
ATOM	4802	CA	PRO	D	232	-26.354	18.785	-18.237	1.00	60.20	C
ATOM	4803	C	PRO	D	232	-26.072	19.363	-19.634	1.00	57.84	C
ATOM	4804	O	PRO	D	232	-26.010	18.627	-20.604	1.00	65.93	O
ATOM	4805	CB	PRO	D	232	-25.186	17.950	-17.692	1.00	57.47	C
ATOM	4806	CG	PRO	D	232	-25.427	16.580	-18.242	1.00	53.47	C
ATOM	4807	CD	PRO	D	232	-26.930	16.419	-18.250	1.00	58.18	C
ATOM	4808	N	SER	D	233	-25.874	20.681	-19.721	1.00	55.45	N
ATOM	4809	CA	SER	D	233	-25.499	21.340	-20.971	1.00	50.40	C
ATOM	4810	C	SER	D	233	-24.255	20.656	-21.562	1.00	47.93	C
ATOM	4811	O	SER	D	233	-23.450	20.080	-20.845	1.00	47.12	O
ATOM	4812	CB	SER	D	233	-25.306	22.833	-20.748	1.00	53.50	C
ATOM	4813	OG	SER	D	233	-24.383	23.114	-19.694	1.00	59.32	O
ATOM	4814	N	LYS	D	234	-24.072	20.778	-22.879	1.00	51.39	N
ATOM	4815	CA	LYS	D	234	-23.150	19.920	-23.657	1.00	49.70	C
ATOM	4816	C	LYS	D	234	-21.691	20.396	-23.574	1.00	49.74	C
ATOM	4817	O	LYS	D	234	-20.768	19.614	-23.893	1.00	46.24	O
ATOM	4818	CB	LYS	D	234	-23.635	19.856	-25.111	1.00	52.35	C
ATOM	4819	CG	LYS	D	234	-25.097	19.426	-25.260	1.00	57.64	C
ATOM	4820	CD	LYS	D	234	-25.311	18.212	-26.147	1.00	64.93	C
ATOM	4821	CE	LYS	D	234	-26.069	17.069	-25.492	1.00	69.03	C
ATOM	4822	NZ	LYS	D	234	-27.505	17.384	-25.314	1.00	68.01	N1+
ATOM	4823	N	VAL	D	235	-21.473	21.656	-23.160	1.00	50.60	N
ATOM	4824	CA	VAL	D	235	-20.167	22.333	-23.304	1.00	53.96	C



ATOM	4825	C	VAL	D	235	-19.675	22.850	-21.949	1.00	50.89	C
ATOM	4826	O	VAL	D	235	-20.105	23.913	-21.483	1.00	56.26	O
ATOM	4827	CB	VAL	D	235	-20.208	23.483	-24.334	1.00	52.57	C
ATOM	4828	CG1	VAL	D	235	-18.847	24.171	-24.445	1.00	48.95	C
ATOM	4829	CG2	VAL	D	235	-20.676	22.999	-25.702	1.00	49.03	C
ATOM	4830	N	PHE	D	236	-18.697	22.143	-21.379	1.00	44.98	N
ATOM	4831	CA	PHE	D	236	-18.097	22.572	-20.121	1.00	48.94	C
ATOM	4832	C	PHE	D	236	-17.553	24.008	-20.266	1.00	46.01	C
ATOM	4833	O	PHE	D	236	-17.710	24.819	-19.360	1.00	44.24	O
ATOM	4834	CB	PHE	D	236	-17.023	21.577	-19.673	1.00	50.79	C
ATOM	4835	CG	PHE	D	236	-16.205	22.040	-18.500	1.00	53.90	C
ATOM	4836	CD1	PHE	D	236	-15.064	22.806	-18.693	1.00	53.57	C
ATOM	4837	CD2	PHE	D	236	-16.581	21.721	-17.202	1.00	53.21	C
ATOM	4838	CE1	PHE	D	236	-14.312	23.241	-17.610	1.00	52.56	C
ATOM	4839	CE2	PHE	D	236	-15.813	22.136	-16.122	1.00	51.19	C
ATOM	4840	CZ	PHE	D	236	-14.674	22.885	-16.328	1.00	50.25	C
ATOM	4841	N	TYR	D	237	-16.962	24.307	-21.430	1.00	41.79	N
ATOM	4842	CA	TYR	D	237	-16.202	25.520	-21.674	1.00	40.57	C
ATOM	4843	C	TYR	D	237	-17.060	26.782	-21.529	1.00	38.31	C
ATOM	4844	O	TYR	D	237	-16.502	27.809	-21.200	1.00	37.57	O
ATOM	4845	CB	TYR	D	237	-15.508	25.466	-23.035	1.00	39.23	C
ATOM	4846	CG	TYR	D	237	-14.637	26.656	-23.387	1.00	40.57	C
ATOM	4847	CD1	TYR	D	237	-13.373	26.824	-22.836	1.00	38.17	C
ATOM	4848	CD2	TYR	D	237	-15.056	27.590	-24.325	1.00	38.06	C
ATOM	4849	CE1	TYR	D	237	-12.562	27.886	-23.208	1.00	40.07	C
ATOM	4850	CE2	TYR	D	237	-14.262	28.655	-24.704	1.00	36.29	C
ATOM	4851	CZ	TYR	D	237	-13.014	28.817	-24.133	1.00	39.31	C
ATOM	4852	OH	TYR	D	237	-12.239	29.878	-24.519	1.00	38.58	O
ATOM	4853	N	TRP	D	238	-18.381	26.702	-21.743	1.00	40.77	N
ATOM	4854	CA	TRP	D	238	-19.259	27.886	-21.601	1.00	40.98	C
ATOM	4855	C	TRP	D	238	-20.592	27.551	-20.932	1.00	38.84	C
ATOM	4856	O	TRP	D	238	-21.618	28.188	-21.226	1.00	44.13	O
ATOM	4857	CB	TRP	D	238	-19.494	28.597	-22.942	1.00	43.04	C

ATOM	4858	CG	TRP	D	238	-19.977	27.749	-24.077	1.00	41.59	C
ATOM	4859	CD1	TRP	D	238	-21.072	26.939	-24.104	1.00	43.04	C
ATOM	4860	CD2	TRP	D	238	-19.403	27.689	-25.398	1.00	39.08	C
ATOM	4861	CE2	TRP	D	238	-20.184	26.793	-26.151	1.00	37.22	C
ATOM	4862	CE3	TRP	D	238	-18.302	28.298	-26.009	1.00	39.41	C
ATOM	4863	NE1	TRP	D	238	-21.179	26.342	-25.336	1.00	44.35	N
ATOM	4864	CZ2	TRP	D	238	-19.900	26.482	-27.471	1.00	40.42	C
ATOM	4865	CZ3	TRP	D	238	-18.009	27.980	-27.317	1.00	40.31	C
ATOM	4866	CH2	TRP	D	238	-18.800	27.087	-28.036	1.00	43.52	C
ATOM	4867	N	ASP	D	239	-20.551	26.586	-20.019	1.00	38.40	N
ATOM	4868	CA	ASP	D	239	-21.619	26.304	-19.059	1.00	39.44	C
ATOM	4869	C	ASP	D	239	-21.603	27.469	-18.072	1.00	38.69	C
ATOM	4870	O	ASP	D	239	-20.614	27.665	-17.386	1.00	42.10	O
ATOM	4871	CB	ASP	D	239	-21.371	24.925	-18.416	1.00	36.85	C
ATOM	4872	CG	ASP	D	239	-22.169	24.592	-17.166	1.00	37.88	C
ATOM	4873	OD1	ASP	D	239	-22.896	25.478	-16.650	1.00	37.15	O
ATOM	4874	OD2	ASP	D	239	-22.036	23.436	-16.705	1.00	39.26	O1-
ATOM	4875	N	LEU	D	240	-22.670	28.269	-18.032	1.00	42.76	N
ATOM	4876	CA	LEU	D	240	-22.610	29.545	-17.307	1.00	42.76	C
ATOM	4877	C	LEU	D	240	-22.700	29.336	-15.778	1.00	47.76	C
ATOM	4878	O	LEU	D	240	-22.485	30.286	-15.030	1.00	49.24	O
ATOM	4879	CB	LEU	D	240	-23.707	30.473	-17.835	1.00	41.73	C
ATOM	4880	CG	LEU	D	240	-23.655	30.800	-19.327	1.00	44.90	C
ATOM	4881	CD1	LEU	D	240	-24.749	31.800	-19.720	1.00	45.44	C
ATOM	4882	CD2	LEU	D	240	-22.289	31.336	-19.725	1.00	50.41	C
ATOM	4883	N	LEU	D	241	-22.966	28.105	-15.305	1.00	50.07	N
ATOM	4884	CA	LEU	D	241	-23.022	27.816	-13.858	1.00	52.57	C
ATOM	4885	C	LEU	D	241	-21.614	27.646	-13.262	1.00	50.58	C
ATOM	4886	O	LEU	D	241	-21.463	27.686	-12.036	1.00	51.89	O
ATOM	4887	CB	LEU	D	241	-23.855	26.555	-13.607	1.00	58.18	C
ATOM	4888	CG	LEU	D	241	-25.342	26.639	-13.954	1.00	60.00	C
ATOM	4889	CD1	LEU	D	241	-26.014	25.282	-13.776	1.00	58.71	C
ATOM	4890	CD2	LEU	D	241	-26.036	27.710	-13.126	1.00	54.70	C

ATOM	4891	N	ILE	D	242	-20.601	27.427	-14.111	1.00	50.78	N
ATOM	4892	CA	ILE	D	242	-19.206	27.265	-13.658	1.00	47.49	C
ATOM	4893	C	ILE	D	242	-18.347	28.424	-14.195	1.00	48.42	C
ATOM	4894	O	ILE	D	242	-17.634	29.026	-13.414	1.00	47.80	O
ATOM	4895	CB	ILE	D	242	-18.638	25.872	-13.997	1.00	49.33	C
ATOM	4896	CG1	ILE	D	242	-18.767	25.534	-15.479	1.00	57.23	C
ATOM	4897	CG2	ILE	D	242	-19.284	24.777	-13.157	1.00	51.32	C
ATOM	4898	CD1	ILE	D	242	-18.454	24.082	-15.772	1.00	61.41	C
ATOM	4899	N	LEU	D	243	-18.439	28.770	-15.491	1.00	45.11	N
ATOM	4900	CA	LEU	D	243	-17.850	30.001	-15.990	1.00	40.84	C
ATOM	4901	C	LEU	D	243	-18.253	31.181	-15.094	1.00	42.79	C
ATOM	4902	O	LEU	D	243	-17.407	32.011	-14.772	1.00	46.72	O
ATOM	4903	CB	LEU	D	243	-18.275	30.273	-17.436	1.00	42.00	C
ATOM	4904	CG	LEU	D	243	-17.699	31.542	-18.079	1.00	37.78	C
ATOM	4905	CD1	LEU	D	243	-16.194	31.512	-18.083	1.00	39.65	C
ATOM	4906	CD2	LEU	D	243	-18.182	31.716	-19.500	1.00	39.41	C
ATOM	4907	N	GLY	D	244	-19.536	31.265	-14.725	1.00	43.08	N
ATOM	4908	CA	GLY	D	244	-20.043	32.319	-13.848	1.00	43.23	C
ATOM	4909	C	GLY	D	244	-19.419	32.290	-12.452	1.00	44.43	C
ATOM	4910	O	GLY	D	244	-19.424	33.302	-11.740	1.00	45.89	O
ATOM	4911	N	ASN	D	245	-18.879	31.133	-12.047	1.00	43.84	N
ATOM	4912	CA	ASN	D	245	-18.250	30.962	-10.737	1.00	41.21	C
ATOM	4913	C	ASN	D	245	-16.950	31.784	-10.719	1.00	41.41	C
ATOM	4914	O	ASN	D	245	-16.777	32.655	-9.882	1.00	41.90	O
ATOM	4915	CB	ASN	D	245	-18.064	29.477	-10.403	1.00	37.05	C
ATOM	4916	CG	ASN	D	245	-17.174	29.224	-9.199	1.00	42.73	C
ATOM	4917	ND2	ASN	D	245	-17.773	28.922	-8.057	1.00	36.29	N
ATOM	4918	OD1	ASN	D	245	-15.944	29.248	-9.310	1.00	47.68	O
ATOM	4919	N	TYR	D	246	-16.067	31.511	-11.680	1.00	37.09	N
ATOM	4920	CA	TYR	D	246	-14.804	32.178	-11.790	1.00	40.31	C
ATOM	4921	C	TYR	D	246	-15.011	33.705	-11.923	1.00	39.77	C
ATOM	4922	O	TYR	D	246	-14.264	34.477	-11.340	1.00	38.33	O
ATOM	4923	CB	TYR	D	246	-13.985	31.603	-12.952	1.00	40.78	C

ATOM	4924	CG	TYR	D	246	-12.755	32.423	-13.226	1.00	40.59	C
ATOM	4925	CD1	TYR	D	246	-11.623	32.291	-12.443	1.00	45.92	C
ATOM	4926	CD2	TYR	D	246	-12.757	33.404	-14.197	1.00	40.99	C
ATOM	4927	CE1	TYR	D	246	-10.506	33.094	-12.638	1.00	47.52	C
ATOM	4928	CE2	TYR	D	246	-11.651	34.211	-14.408	1.00	43.51	C
ATOM	4929	CZ	TYR	D	246	-10.526	34.066	-13.620	1.00	43.52	C
ATOM	4930	OH	TYR	D	246	-9.456	34.877	-13.831	1.00	49.65	O
ATOM	4931	N	TRP	D	247	-16.026	34.129	-12.689	1.00	37.80	N
ATOM	4932	CA	TRP	D	247	-16.347	35.535	-12.910	1.00	37.19	C
ATOM	4933	C	TRP	D	247	-17.063	36.168	-11.701	1.00	40.87	C
ATOM	4934	O	TRP	D	247	-17.511	37.342	-11.787	1.00	41.66	O
ATOM	4935	CB	TRP	D	247	-17.162	35.691	-14.200	1.00	37.08	C
ATOM	4936	CG	TRP	D	247	-16.290	35.682	-15.419	1.00	40.50	C
ATOM	4937	CD1	TRP	D	247	-15.712	34.589	-15.993	1.00	40.15	C
ATOM	4938	CD2	TRP	D	247	-15.835	36.819	-16.175	1.00	38.31	C
ATOM	4939	CE2	TRP	D	247	-15.004	36.320	-17.199	1.00	37.41	C
ATOM	4940	CE3	TRP	D	247	-16.051	38.206	-16.099	1.00	42.67	C
ATOM	4941	NE1	TRP	D	247	-14.956	34.958	-17.062	1.00	37.81	N
ATOM	4942	CZ2	TRP	D	247	-14.380	37.159	-18.132	1.00	38.72	C
ATOM	4943	CZ3	TRP	D	247	-15.440	39.037	-17.027	1.00	40.51	C
ATOM	4944	CH2	TRP	D	247	-14.603	38.519	-18.023	1.00	38.18	C
ATOM	4945	N	GLY	D	248	-17.179	35.420	-10.591	1.00	40.54	N
ATOM	4946	CA	GLY	D	248	-17.638	35.935	-9.300	1.00	40.46	C
ATOM	4947	C	GLY	D	248	-19.107	36.320	-9.310	1.00	44.41	C
ATOM	4948	O	GLY	D	248	-19.509	37.260	-8.628	1.00	50.63	O
ATOM	4949	N	CYS	D	249	-19.924	35.589	-10.074	1.00	52.97	N
ATOM	4950	CA	CYS	D	249	-21.326	35.978	-10.338	1.00	53.13	C
ATOM	4951	C	CYS	D	249	-22.267	35.433	-9.258	1.00	53.95	C
ATOM	4952	O	CYS	D	249	-23.367	35.950	-9.113	1.00	58.17	O
ATOM	4953	CB	CYS	D	249	-21.767	35.516	-11.720	1.00	53.64	C
ATOM	4954	SG	CYS	D	249	-20.972	36.436	-13.067	1.00	53.84	S
ATOM	4955	N	TYR	D	250	-21.789	34.448	-8.474	1.00	57.60	N
ATOM	4956	CA	TYR	D	250	-22.600	33.639	-7.537	1.00	56.84	C

ATOM	4957	C	TYR	D	250	-22.043	33.739	-6.099	1.00	57.52	C
ATOM	4958	O	TYR	D	250	-20.993	34.304	-5.893	1.00	60.51	O
ATOM	4959	CB	TYR	D	250	-22.619	32.194	-8.045	1.00	53.40	C
ATOM	4960	CG	TYR	D	250	-23.056	32.027	-9.482	1.00	56.89	C
ATOM	4961	CD1	TYR	D	250	-24.154	32.717	-9.984	1.00	55.08	C
ATOM	4962	CD2	TYR	D	250	-22.386	31.165	-10.344	1.00	58.81	C
ATOM	4963	CE1	TYR	D	250	-24.569	32.568	-11.297	1.00	48.53	C
ATOM	4964	CE2	TYR	D	250	-22.793	31.001	-11.659	1.00	54.49	C
ATOM	4965	CZ	TYR	D	250	-23.889	31.707	-12.129	1.00	50.77	C
ATOM	4966	OH	TYR	D	250	-24.291	31.581	-13.417	1.00	56.25	O
ATOM	4967	N	ASP	D	251	-22.760	33.184	-5.110	1.00	59.43	N
ATOM	4968	CA	ASP	D	251	-22.278	33.109	-3.712	1.00	65.91	C
ATOM	4969	C	ASP	D	251	-21.573	31.770	-3.462	1.00	65.84	C
ATOM	4970	O	ASP	D	251	-22.174	30.865	-2.903	1.00	70.79	O
ATOM	4971	CB	ASP	D	251	-23.414	33.222	-2.689	1.00	63.68	C
ATOM	4972	CG	ASP	D	251	-24.170	34.533	-2.722	1.00	69.61	C
ATOM	4973	OD1	ASP	D	251	-23.539	35.583	-2.937	1.00	63.87	O
ATOM	4974	OD2	ASP	D	251	-25.385	34.486	-2.513	1.00	82.89	O1-
ATOM	4975	N	GLU	D	252	-20.309	31.654	-3.884	1.00	65.72	N
ATOM	4976	CA	GLU	D	252	-19.516	30.404	-3.790	1.00	62.01	C
ATOM	4977	C	GLU	D	252	-18.033	30.773	-3.888	1.00	63.17	C
ATOM	4978	O	GLU	D	252	-17.691	31.864	-4.299	1.00	70.52	O
ATOM	4979	CB	GLU	D	252	-19.814	29.397	-4.909	1.00	64.35	C
ATOM	4980	CG	GLU	D	252	-21.243	29.408	-5.445	1.00	68.37	C
ATOM	4981	CD	GLU	D	252	-21.542	28.648	-6.736	1.00	67.57	C
ATOM	4982	OE1	GLU	D	252	-22.746	28.443	-7.002	1.00	81.05	O
ATOM	4983	OE2	GLU	D	252	-20.606	28.296	-7.500	1.00	53.40	O1-
ATOM	4984	N	GLN	D	253	-17.157	29.844	-3.522	1.00	67.61	N
ATOM	4985	CA	GLN	D	253	-15.726	30.076	-3.624	1.00	68.52	C
ATOM	4986	C	GLN	D	253	-15.337	29.917	-5.101	1.00	60.32	C
ATOM	4987	O	GLN	D	253	-15.675	28.913	-5.725	1.00	61.15	O
ATOM	4988	CB	GLN	D	253	-14.952	29.113	-2.708	1.00	74.94	C
ATOM	4989	CG	GLN	D	253	-13.958	29.795	-1.767	1.00	78.30	C

ATOM	4990	CD	GLN	D	253	-12.694	29.005	-1.506	1.00	78.47	C
ATOM	4991	NE2	GLN	D	253	-12.804	27.685	-1.465	1.00	76.04	N
ATOM	4992	OE1	GLN	D	253	-11.616	29.574	-1.337	1.00	76.04	O
ATOM	4993	N	LYS	D	254	-14.643	30.920	-5.648	1.00	55.47	N
ATOM	4994	CA	LYS	D	254	-14.115	30.870	-7.008	1.00	56.82	C
ATOM	4995	C	LYS	D	254	-13.219	29.631	-7.177	1.00	51.80	C
ATOM	4996	O	LYS	D	254	-12.320	29.421	-6.404	1.00	53.26	O
ATOM	4997	CB	LYS	D	254	-13.323	32.144	-7.334	1.00	54.11	C
ATOM	4998	CG	LYS	D	254	-14.146	33.404	-7.592	1.00	54.98	C
ATOM	4999	CD	LYS	D	254	-13.297	34.673	-7.553	1.00	53.93	C
ATOM	5000	CE	LYS	D	254	-13.932	35.861	-8.238	1.00	59.04	C
ATOM	5001	NZ	LYS	D	254	-13.376	37.138	-7.731	1.00	63.60	N1+
ATOM	5002	N	ARG	D	255	-13.468	28.827	-8.217	1.00	55.39	N
ATOM	5003	CA	ARG	D	255	-12.512	27.793	-8.663	1.00	56.55	C
ATOM	5004	C	ARG	D	255	-11.983	28.185	-10.054	1.00	54.13	C
ATOM	5005	O	ARG	D	255	-12.497	29.100	-10.707	1.00	53.45	O
ATOM	5006	CB	ARG	D	255	-13.143	26.392	-8.663	1.00	56.51	C
ATOM	5007	CG	ARG	D	255	-14.023	26.076	-7.456	1.00	60.48	C
ATOM	5008	CD	ARG	D	255	-14.968	24.883	-7.646	1.00	64.36	C
ATOM	5009	NE	ARG	D	255	-15.926	25.015	-8.755	1.00	65.80	N
ATOM	5010	CZ	ARG	D	255	-17.223	25.344	-8.639	1.00	63.49	C
ATOM	5011	NH1	ARG	D	255	-17.774	25.496	-7.448	1.00	66.40	N1+
ATOM	5012	NH2	ARG	D	255	-17.976	25.507	-9.714	1.00	54.21	N
ATOM	5013	N	TYR	D	256	-10.916	27.506	-10.481	1.00	52.30	N
ATOM	5014	CA	TYR	D	256	-10.384	27.631	-11.832	1.00	49.97	C
ATOM	5015	C	TYR	D	256	-11.356	26.972	-12.815	1.00	48.10	C
ATOM	5016	O	TYR	D	256	-11.684	25.789	-12.667	1.00	47.94	O
ATOM	5017	CB	TYR	D	256	-8.997	26.981	-11.924	1.00	52.29	C
ATOM	5018	CG	TYR	D	256	-8.509	26.651	-13.319	1.00	52.36	C
ATOM	5019	CD1	TYR	D	256	-7.852	27.602	-14.092	1.00	47.18	C
ATOM	5020	CD2	TYR	D	256	-8.693	25.385	-13.866	1.00	45.47	C
ATOM	5021	CE1	TYR	D	256	-7.415	27.315	-15.373	1.00	43.17	C
ATOM	5022	CE2	TYR	D	256	-8.255	25.080	-15.144	1.00	44.43	C

ATOM	5023	CZ	TYR	D	256	-7.617	26.051	-15.896	1.00	44.63	C
ATOM	5024	OH	TYR	D	256	-7.161	25.756	-17.136	1.00	44.08	O
ATOM	5025	N	HIS	D	257	-11.781	27.725	-13.833	1.00	48.11	N
ATOM	5026	CA	HIS	D	257	-12.613	27.176	-14.913	1.00	49.36	C
ATOM	5027	C	HIS	D	257	-11.743	26.911	-16.154	1.00	47.61	C
ATOM	5028	O	HIS	D	257	-11.592	25.760	-16.595	1.00	51.15	O
ATOM	5029	CB	HIS	D	257	-13.823	28.082	-15.168	1.00	48.40	C
ATOM	5030	CG	HIS	D	257	-14.644	27.609	-16.315	1.00	52.66	C
ATOM	5031	CD2	HIS	D	257	-15.354	26.479	-16.499	1.00	55.95	C
ATOM	5032	ND1	HIS	D	257	-14.756	28.324	-17.481	1.00	51.70	N
ATOM	5033	CE1	HIS	D	257	-15.502	27.655	-18.328	1.00	52.75	C
ATOM	5034	NE2	HIS	D	257	-15.869	26.518	-17.760	1.00	53.64	N
ATOM	5035	N	HIS	D	258	-11.163	27.986	-16.694	1.00	47.07	N
ATOM	5036	CA	HIS	D	258	-10.234	27.971	-17.838	1.00	45.60	C
ATOM	5037	C	HIS	D	258	-9.390	29.246	-17.759	1.00	42.03	C
ATOM	5038	O	HIS	D	258	-9.772	30.152	-17.031	1.00	39.81	O
ATOM	5039	CB	HIS	D	258	-11.007	27.915	-19.163	1.00	46.13	C
ATOM	5040	CG	HIS	D	258	-11.554	29.239	-19.582	1.00	43.80	C
ATOM	5041	CD2	HIS	D	258	-11.062	30.193	-20.422	1.00	41.81	C
ATOM	5042	ND1	HIS	D	258	-12.742	29.728	-19.078	1.00	40.40	N
ATOM	5043	CE1	HIS	D	258	-12.976	30.920	-19.610	1.00	42.09	C
ATOM	5044	NE2	HIS	D	258	-11.952	31.236	-20.432	1.00	40.67	N
ATOM	5045	N	THR	D	259	-8.276	29.315	-18.501	1.00	39.30	N
ATOM	5046	CA	THR	D	259	-7.420	30.516	-18.500	1.00	39.18	C
ATOM	5047	C	THR	D	259	-7.984	31.625	-19.398	1.00	39.16	C
ATOM	5048	O	THR	D	259	-7.943	31.508	-20.640	1.00	41.45	O
ATOM	5049	CB	THR	D	259	-6.002	30.227	-18.982	1.00	35.59	C
ATOM	5050	CG2	THR	D	259	-5.208	31.504	-19.095	1.00	36.31	C
ATOM	5051	OG1	THR	D	259	-5.375	29.336	-18.060	1.00	34.87	O
ATOM	5052	N	VAL	D	260	-8.436	32.723	-18.771	1.00	37.26	N
ATOM	5053	CA	VAL	D	260	-9.059	33.827	-19.491	1.00	36.32	C
ATOM	5054	C	VAL	D	260	-7.989	34.614	-20.232	1.00	39.41	C
ATOM	5055	O	VAL	D	260	-6.869	34.762	-19.739	1.00	43.50	O

ATOM	5056	CB	VAL	D	260	-9.856	34.748	-18.556	1.00	38.75	C
ATOM	5057	CG1	VAL	D	260	-11.053	34.018	-17.974	1.00	42.84	C
ATOM	5058	CG2	VAL	D	260	-9.020	35.367	-17.446	1.00	39.24	C
ATOM	5059	N	PRO	D	261	-8.334	35.244	-21.377	1.00	39.93	N
ATOM	5060	CA	PRO	D	261	-7.346	35.974	-22.175	1.00	38.76	C
ATOM	5061	C	PRO	D	261	-7.131	37.389	-21.601	1.00	37.52	C
ATOM	5062	O	PRO	D	261	-7.727	38.359	-22.059	1.00	40.66	O
ATOM	5063	CB	PRO	D	261	-8.036	35.939	-23.553	1.00	39.07	C
ATOM	5064	CG	PRO	D	261	-9.530	36.125	-23.217	1.00	34.57	C
ATOM	5065	CD	PRO	D	261	-9.712	35.417	-21.888	1.00	35.13	C
ATOM	5066	N	SER	D	262	-6.297	37.501	-20.568	1.00	36.95	N
ATOM	5067	CA	SER	D	262	-6.222	38.718	-19.751	1.00	37.88	C
ATOM	5068	C	SER	D	262	-5.861	39.957	-20.592	1.00	35.73	C
ATOM	5069	O	SER	D	262	-6.341	41.045	-20.319	1.00	35.60	O
ATOM	5070	CB	SER	D	262	-5.253	38.526	-18.605	1.00	39.52	C
ATOM	5071	OG	SER	D	262	-3.995	38.057	-19.062	1.00	36.36	O
ATOM	5072	N	ASN	D	263	-4.993	39.798	-21.590	1.00	34.34	N
ATOM	5073	CA	ASN	D	263	-4.666	40.884	-22.518	1.00	37.54	C
ATOM	5074	C	ASN	D	263	-5.942	41.498	-23.139	1.00	38.94	C
ATOM	5075	O	ASN	D	263	-6.179	42.743	-23.080	1.00	31.01	O
ATOM	5076	CB	ASN	D	263	-3.699	40.399	-23.597	1.00	36.36	C
ATOM	5077	CG	ASN	D	263	-2.417	39.895	-22.975	1.00	41.39	C
ATOM	5078	ND2	ASN	D	263	-1.414	40.763	-22.869	1.00	38.99	N
ATOM	5079	OD1	ASN	D	263	-2.361	38.735	-22.559	1.00	43.81	O
ATOM	5080	N	LEU	D	264	-6.785	40.630	-23.714	1.00	38.57	N
ATOM	5081	CA	LEU	D	264	-8.034	41.065	-24.374	1.00	40.42	C
ATOM	5082	C	LEU	D	264	-8.980	41.695	-23.355	1.00	38.07	C
ATOM	5083	O	LEU	D	264	-9.645	42.673	-23.681	1.00	41.27	O
ATOM	5084	CB	LEU	D	264	-8.686	39.877	-25.089	1.00	40.03	C
ATOM	5085	CG	LEU	D	264	-7.816	39.228	-26.167	1.00	40.84	C
ATOM	5086	CD1	LEU	D	264	-8.595	38.161	-26.908	1.00	42.77	C
ATOM	5087	CD2	LEU	D	264	-7.304	40.278	-27.148	1.00	40.12	C
ATOM	5088	N	ILE	D	265	-9.006	41.138	-22.133	1.00	34.14	N



ATOM	5089	CA	ILE	D	265	-9.809	41.688	-21.040	1.00	33.35	C
ATOM	5090	C	ILE	D	265	-9.345	43.103	-20.651	1.00	31.79	C
ATOM	5091	O	ILE	D	265	-10.171	43.941	-20.392	1.00	31.79	O
ATOM	5092	CB	ILE	D	265	-9.809	40.752	-19.831	1.00	31.33	C
ATOM	5093	CG1	ILE	D	265	-10.621	39.497	-20.132	1.00	33.46	C
ATOM	5094	CG2	ILE	D	265	-10.320	41.474	-18.605	1.00	31.65	C
ATOM	5095	CD1	ILE	D	265	-10.392	38.367	-19.158	1.00	35.11	C
ATOM	5096	N	PHE	D	266	-8.032	43.349	-20.614	1.00	36.27	N
ATOM	5097	CA	PHE	D	266	-7.457	44.695	-20.375	1.00	36.33	C
ATOM	5098	C	PHE	D	266	-7.954	45.671	-21.450	1.00	38.40	C
ATOM	5099	O	PHE	D	266	-8.414	46.781	-21.117	1.00	39.86	O
ATOM	5100	CB	PHE	D	266	-5.921	44.676	-20.365	1.00	36.32	C
ATOM	5101	CG	PHE	D	266	-5.249	43.718	-19.405	1.00	36.17	C
ATOM	5102	CD1	PHE	D	266	-5.813	43.401	-18.178	1.00	35.87	C
ATOM	5103	CD2	PHE	D	266	-4.023	43.147	-19.724	1.00	37.26	C
ATOM	5104	CE1	PHE	D	266	-5.177	42.528	-17.304	1.00	37.22	C
ATOM	5105	CE2	PHE	D	266	-3.388	42.280	-18.845	1.00	36.98	C
ATOM	5106	CZ	PHE	D	266	-3.962	41.974	-17.636	1.00	36.66	C
ATOM	5107	N	ALA	D	267	-7.876	45.248	-22.723	1.00	36.65	N
ATOM	5108	CA	ALA	D	267	-8.320	46.070	-23.861	1.00	35.54	C
ATOM	5109	C	ALA	D	267	-9.807	46.407	-23.746	1.00	35.99	C
ATOM	5110	O	ALA	D	267	-10.202	47.529	-23.992	1.00	35.95	O
ATOM	5111	CB	ALA	D	267	-8.069	45.355	-25.162	1.00	35.77	C
ATOM	5112	N	LEU	D	268	-10.615	45.407	-23.391	1.00	35.76	N
ATOM	5113	CA	LEU	D	268	-12.037	45.583	-23.227	1.00	38.37	C
ATOM	5114	C	LEU	D	268	-12.338	46.554	-22.071	1.00	39.79	C
ATOM	5115	O	LEU	D	268	-13.288	47.341	-22.135	1.00	37.05	O
ATOM	5116	CB	LEU	D	268	-12.680	44.214	-22.967	1.00	39.98	C
ATOM	5117	CG	LEU	D	268	-14.188	44.276	-22.747	1.00	38.59	C
ATOM	5118	CD1	LEU	D	268	-14.889	44.678	-24.032	1.00	40.96	C
ATOM	5119	CD2	LEU	D	268	-14.727	42.967	-22.201	1.00	37.39	C
ATOM	5120	N	ARG	D	269	-11.565	46.477	-20.983	1.00	39.82	N
ATOM	5121	CA	ARG	D	269	-11.850	47.331	-19.824	1.00	41.36	C

ATOM	5122	C	ARG	D	269	-11.739	48.798	-20.270	1.00	41.08	C
ATOM	5123	O	ARG	D	269	-12.627	49.605	-20.006	1.00	40.90	O
ATOM	5124	CB	ARG	D	269	-10.925	46.961	-18.658	1.00	41.74	C
ATOM	5125	CG	ARG	D	269	-11.211	47.730	-17.371	1.00	43.01	C
ATOM	5126	CD	ARG	D	269	-10.420	49.024	-17.252	1.00	38.88	C
ATOM	5127	NE	ARG	D	269	-10.656	49.661	-15.961	1.00	42.85	N
ATOM	5128	CZ	ARG	D	269	-10.432	50.954	-15.692	1.00	46.61	C
ATOM	5129	NH1	ARG	D	269	-9.759	51.704	-16.550	1.00	43.43	N1+
ATOM	5130	NH2	ARG	D	269	-10.932	51.505	-14.594	1.00	43.61	N
ATOM	5131	N	GLU	D	270	-10.675	49.095	-21.020	1.00	37.02	N
ATOM	5132	CA	GLU	D	270	-10.372	50.416	-21.509	1.00	39.57	C
ATOM	5133	C	GLU	D	270	-11.396	50.879	-22.569	1.00	39.88	C
ATOM	5134	O	GLU	D	270	-11.744	52.065	-22.628	1.00	47.77	O
ATOM	5135	CB	GLU	D	270	-8.931	50.426	-22.047	1.00	40.13	C
ATOM	5136	CG	GLU	D	270	-7.859	50.299	-20.970	1.00	37.73	C
ATOM	5137	CD	GLU	D	270	-7.704	51.499	-20.038	1.00	37.64	C
ATOM	5138	OE1	GLU	D	270	-8.409	51.527	-19.021	1.00	39.83	O
ATOM	5139	OE2	GLU	D	270	-6.869	52.415	-20.323	1.00	36.46	O1-
ATOM	5140	N	ALA	D	271	-11.887	49.970	-23.408	1.00	37.47	N
ATOM	5141	CA	ALA	D	271	-12.898	50.319	-24.434	1.00	39.12	C
ATOM	5142	C	ALA	D	271	-14.214	50.772	-23.783	1.00	37.35	C
ATOM	5143	O	ALA	D	271	-14.832	51.729	-24.220	1.00	39.47	O
ATOM	5144	CB	ALA	D	271	-13.129	49.165	-25.380	1.00	36.41	C
ATOM	5145	N	ILE	D	272	-14.630	50.087	-22.723	1.00	40.61	N
ATOM	5146	CA	ILE	D	272	-15.869	50.422	-21.992	1.00	39.59	C
ATOM	5147	C	ILE	D	272	-15.653	51.724	-21.225	1.00	40.02	C
ATOM	5148	O	ILE	D	272	-16.517	52.567	-21.195	1.00	44.87	O
ATOM	5149	CB	ILE	D	272	-16.277	49.280	-21.041	1.00	37.87	C
ATOM	5150	CG1	ILE	D	272	-16.627	47.999	-21.799	1.00	39.03	C
ATOM	5151	CG2	ILE	D	272	-17.410	49.729	-20.162	1.00	39.73	C
ATOM	5152	CD1	ILE	D	272	-16.516	46.737	-20.985	1.00	41.75	C
ATOM	5153	N	ALA	D	273	-14.473	51.872	-20.621	1.00	42.68	N
ATOM	5154	CA	ALA	D	273	-14.116	53.098	-19.922	1.00	43.21	C

ATOM	5155	C	ALA	D	273	-14.303	54.301	-20.859	1.00	46.12	C
ATOM	5156	O	ALA	D	273	-14.894	55.305	-20.456	1.00	46.61	O
ATOM	5157	CB	ALA	D	273	-12.707	53.016	-19.385	1.00	43.48	C
ATOM	5158	N	GLN	D	274	-13.817	54.205	-22.104	1.00	43.59	N
ATOM	5159	CA	GLN	D	274	-13.957	55.326	-23.051	1.00	42.40	C
ATOM	5160	C	GLN	D	274	-15.440	55.708	-23.198	1.00	40.57	C
ATOM	5161	O	GLN	D	274	-15.802	56.860	-23.324	1.00	42.04	O
ATOM	5162	CB	GLN	D	274	-13.353	54.963	-24.412	1.00	43.55	C
ATOM	5163	CG	GLN	D	274	-11.837	55.101	-24.487	1.00	46.38	C
ATOM	5164	CD	GLN	D	274	-11.224	54.407	-25.681	1.00	44.99	C
ATOM	5165	NE2	GLN	D	274	-12.054	53.666	-26.398	1.00	38.58	N
ATOM	5166	OE1	GLN	D	274	-10.024	54.540	-25.959	1.00	40.86	O
ATOM	5167	N	ILE	D	275	-16.324	54.725	-23.194	1.00	43.57	N
ATOM	5168	CA	ILE	D	275	-17.736	55.019	-23.372	1.00	49.41	C
ATOM	5169	C	ILE	D	275	-18.323	55.596	-22.074	1.00	49.98	C
ATOM	5170	O	ILE	D	275	-19.114	56.528	-22.131	1.00	45.38	O
ATOM	5171	CB	ILE	D	275	-18.467	53.768	-23.892	1.00	48.19	C
ATOM	5172	CG1	ILE	D	275	-18.131	53.547	-25.370	1.00	47.38	C
ATOM	5173	CG2	ILE	D	275	-19.968	53.872	-23.671	1.00	51.47	C
ATOM	5174	CD1	ILE	D	275	-17.897	52.110	-25.737	1.00	51.54	C
ATOM	5175	N	ALA	D	276	-17.903	55.060	-20.916	1.00	47.50	N
ATOM	5176	CA	ALA	D	276	-18.284	55.595	-19.612	1.00	47.23	C
ATOM	5177	C	ALA	D	276	-17.930	57.094	-19.474	1.00	46.16	C
ATOM	5178	O	ALA	D	276	-18.712	57.853	-18.957	1.00	45.52	O
ATOM	5179	CB	ALA	D	276	-17.655	54.750	-18.534	1.00	50.49	C
ATOM	5180	N	GLU	D	277	-16.771	57.518	-19.992	1.00	51.48	N
ATOM	5181	CA	GLU	D	277	-16.228	58.880	-19.822	1.00	51.55	C
ATOM	5182	C	GLU	D	277	-16.913	59.891	-20.749	1.00	49.79	C
ATOM	5183	O	GLU	D	277	-17.138	61.029	-20.352	1.00	49.26	O
ATOM	5184	CB	GLU	D	277	-14.733	58.932	-20.128	1.00	53.48	C
ATOM	5185	CG	GLU	D	277	-13.876	58.149	-19.154	1.00	60.28	C
ATOM	5186	CD	GLU	D	277	-12.424	58.048	-19.591	1.00	64.33	C
ATOM	5187	OE1	GLU	D	277	-12.013	58.894	-20.456	1.00	64.34	O

ATOM	5188	OE2	GLU	D	277	-11.712	57.117	-19.094	1.00	58.57	01-
ATOM	5189	N	GLU	D	278	-17.212	59.496	-21.990	1.00	51.60	N
ATOM	5190	CA	GLU	D	278	-17.926	60.386	-22.915	1.00	53.88	C
ATOM	5191	C	GLU	D	278	-19.414	60.417	-22.522	1.00	49.69	C
ATOM	5192	O	GLU	D	278	-20.025	61.472	-22.505	1.00	48.16	O
ATOM	5193	CB	GLU	D	278	-17.689	59.986	-24.373	1.00	53.41	C
ATOM	5194	CG	GLU	D	278	-18.022	61.105	-25.352	1.00	61.99	C
ATOM	5195	CD	GLU	D	278	-17.878	60.742	-26.826	1.00	71.95	C
ATOM	5196	OE1	GLU	D	278	-17.104	59.804	-27.111	1.00	72.70	O
ATOM	5197	OE2	GLU	D	278	-18.552	61.377	-27.694	1.00	66.78	01-
ATOM	5198	N	GLY	D	279	-19.945	59.272	-22.093	1.00	49.40	N
ATOM	5199	CA	GLY	D	279	-21.370	59.092	-21.847	1.00	51.34	C
ATOM	5200	C	GLY	D	279	-21.978	58.252	-22.958	1.00	54.43	C
ATOM	5201	O	GLY	D	279	-21.594	58.396	-24.138	1.00	57.26	O
ATOM	5202	N	LEU	D	280	-22.887	57.345	-22.583	1.00	56.99	N
ATOM	5203	CA	LEU	D	280	-23.574	56.432	-23.531	1.00	56.23	C
ATOM	5204	C	LEU	D	280	-24.411	57.242	-24.545	1.00	55.74	C
ATOM	5205	O	LEU	D	280	-24.371	56.965	-25.748	1.00	53.65	O
ATOM	5206	CB	LEU	D	280	-24.460	55.464	-22.734	1.00	57.21	C
ATOM	5207	CG	LEU	D	280	-24.250	53.974	-23.019	1.00	58.32	C
ATOM	5208	CD1	LEU	D	280	-25.284	53.149	-22.268	1.00	53.80	C
ATOM	5209	CD2	LEU	D	280	-24.280	53.669	-24.519	1.00	51.61	C
ATOM	5210	N	GLU	D	281	-25.156	58.248	-24.053	1.00	53.45	N
ATOM	5211	CA	GLU	D	281	-26.053	59.037	-24.886	1.00	53.20	C
ATOM	5212	C	GLU	D	281	-25.237	59.792	-25.937	1.00	49.45	C
ATOM	5213	O	GLU	D	281	-25.495	59.659	-27.139	1.00	48.42	O
ATOM	5214	CB	GLU	D	281	-26.938	59.929	-24.006	1.00	57.06	C
ATOM	5215	CG	GLU	D	281	-27.868	60.850	-24.790	1.00	58.57	C
ATOM	5216	CD	GLU	D	281	-29.093	61.343	-24.035	1.00	64.05	C
ATOM	5217	OE1	GLU	D	281	-29.430	62.527	-24.185	1.00	76.48	O
ATOM	5218	OE2	GLU	D	281	-29.717	60.548	-23.301	1.00	64.79	01-
ATOM	5219	N	PRO	D	282	-24.208	60.576	-25.535	1.00	44.30	N
ATOM	5220	CA	PRO	D	282	-23.346	61.255	-26.505	1.00	47.66	C

ATOM	5221	C	PRO	D	282	-22.726	60.322	-27.554	1.00	50.88	C
ATOM	5222	O	PRO	D	282	-22.601	60.743	-28.694	1.00	54.40	O
ATOM	5223	CB	PRO	D	282	-22.261	61.941	-25.651	1.00	42.61	C
ATOM	5224	CG	PRO	D	282	-22.923	62.088	-24.282	1.00	40.54	C
ATOM	5225	CD	PRO	D	282	-23.824	60.886	-24.144	1.00	42.10	C
ATOM	5226	N	VAL	D	283	-22.344	59.095	-27.150	1.00	53.66	N
ATOM	5227	CA	VAL	D	283	-21.719	58.084	-28.043	1.00	52.12	C
ATOM	5228	C	VAL	D	283	-22.746	57.574	-29.071	1.00	48.43	C
ATOM	5229	O	VAL	D	283	-22.401	57.393	-30.228	1.00	43.63	O
ATOM	5230	CB	VAL	D	283	-21.108	56.904	-27.250	1.00	57.01	C
ATOM	5231	CG1	VAL	D	283	-20.908	55.662	-28.115	1.00	55.99	C
ATOM	5232	CG2	VAL	D	283	-19.793	57.280	-26.583	1.00	54.97	C
ATOM	5233	N	ILE	D	284	-23.981	57.283	-28.637	1.00	49.64	N
ATOM	5234	CA	ILE	D	284	-25.041	56.823	-29.561	1.00	51.21	C
ATOM	5235	C	ILE	D	284	-25.409	57.934	-30.546	1.00	53.16	C
ATOM	5236	O	ILE	D	284	-25.613	57.674	-31.725	1.00	60.36	O
ATOM	5237	CB	ILE	D	284	-26.281	56.353	-28.797	1.00	51.05	C
ATOM	5238	CG1	ILE	D	284	-26.013	55.054	-28.038	1.00	50.51	C
ATOM	5239	CG2	ILE	D	284	-27.459	56.227	-29.739	1.00	53.23	C
ATOM	5240	CD1	ILE	D	284	-27.109	54.709	-27.045	1.00	55.97	C
ATOM	5241	N	ARG	D	285	-25.506	59.164	-30.045	1.00	57.13	N
ATOM	5242	CA	ARG	D	285	-25.886	60.299	-30.870	1.00	60.73	C
ATOM	5243	C	ARG	D	285	-24.790	60.605	-31.895	1.00	61.64	C
ATOM	5244	O	ARG	D	285	-25.132	60.998	-33.005	1.00	65.73	O
ATOM	5245	CB	ARG	D	285	-26.141	61.553	-30.028	1.00	69.83	C
ATOM	5246	CG	ARG	D	285	-27.584	61.748	-29.598	1.00	69.40	C
ATOM	5247	CD	ARG	D	285	-27.778	63.123	-28.991	1.00	75.36	C
ATOM	5248	NE	ARG	D	285	-28.856	63.106	-28.012	1.00	78.25	N
ATOM	5249	CZ	ARG	D	285	-30.108	62.740	-28.285	1.00	81.06	C
ATOM	5250	NH1	ARG	D	285	-30.408	62.186	-29.451	1.00	83.38	N1+
ATOM	5251	NH2	ARG	D	285	-31.061	62.934	-27.392	1.00	69.51	N
ATOM	5252	N	ARG	D	286	-23.502	60.459	-31.520	1.00	59.71	N
ATOM	5253	CA	ARG	D	286	-22.387	60.673	-32.475	1.00	59.66	C

ATOM	5254	C	ARG	D	286	-22.519	59.666	-33.626	1.00	54.41	C
ATOM	5255	O	ARG	D	286	-22.193	59.980	-34.769	1.00	48.49	O
ATOM	5256	CB	ARG	D	286	-20.990	60.568	-31.843	1.00	66.93	C
ATOM	5257	CG	ARG	D	286	-19.848	60.495	-32.862	1.00	73.95	C
ATOM	5258	CD	ARG	D	286	-18.513	61.114	-32.464	1.00	77.09	C
ATOM	5259	NE	ARG	D	286	-18.135	60.753	-31.107	1.00	78.68	N
ATOM	5260	CZ	ARG	D	286	-17.800	59.533	-30.710	1.00	79.22	C
ATOM	5261	NH1	ARG	D	286	-17.419	58.616	-31.585	1.00	90.44	N1+
ATOM	5262	NH2	ARG	D	286	-17.870	59.234	-29.429	1.00	70.31	N
ATOM	5263	N	ARG	D	287	-22.993	58.457	-33.311	1.00	54.64	N
ATOM	5264	CA	ARG	D	287	-23.138	57.407	-34.310	1.00	60.67	C
ATOM	5265	C	ARG	D	287	-24.352	57.691	-35.210	1.00	55.77	C
ATOM	5266	O	ARG	D	287	-24.250	57.526	-36.437	1.00	44.82	O
ATOM	5267	CB	ARG	D	287	-23.150	56.031	-33.636	1.00	62.02	C
ATOM	5268	CG	ARG	D	287	-21.865	55.255	-33.892	1.00	66.55	C
ATOM	5269	CD	ARG	D	287	-21.253	54.656	-32.646	1.00	69.44	C
ATOM	5270	NE	ARG	D	287	-19.817	54.478	-32.757	1.00	64.89	N
ATOM	5271	CZ	ARG	D	287	-19.021	54.326	-31.711	1.00	69.91	C
ATOM	5272	NH1	ARG	D	287	-19.553	54.084	-30.526	1.00	71.79	N1+
ATOM	5273	NH2	ARG	D	287	-17.710	54.418	-31.850	1.00	69.49	N
ATOM	5274	N	GLN	D	288	-25.465	58.136	-34.616	1.00	53.24	N
ATOM	5275	CA	GLN	D	288	-26.640	58.550	-35.418	1.00	63.85	C
ATOM	5276	C	GLN	D	288	-26.230	59.687	-36.371	1.00	56.78	C
ATOM	5277	O	GLN	D	288	-26.546	59.658	-37.562	1.00	55.60	O
ATOM	5278	CB	GLN	D	288	-27.839	58.922	-34.536	1.00	61.31	C
ATOM	5279	CG	GLN	D	288	-28.754	57.738	-34.234	1.00	66.25	C
ATOM	5280	CD	GLN	D	288	-29.353	57.793	-32.848	1.00	75.36	C
ATOM	5281	NE2	GLN	D	288	-29.682	56.627	-32.312	1.00	68.07	N
ATOM	5282	OE1	GLN	D	288	-29.525	58.865	-32.259	1.00	83.17	O
ATOM	5283	N	GLU	D	289	-25.477	60.658	-35.857	1.00	54.86	N
ATOM	5284	CA	GLU	D	289	-25.165	61.845	-36.629	1.00	57.03	C
ATOM	5285	C	GLU	D	289	-24.274	61.429	-37.799	1.00	51.27	C
ATOM	5286	O	GLU	D	289	-24.412	61.946	-38.891	1.00	53.22	O

ATOM	5287	CB	GLU	D	289	-24.537	62.926	-35.744	1.00	60.65	C
ATOM	5288	CG	GLU	D	289	-25.541	63.580	-34.804	1.00	69.22	C
ATOM	5289	CD	GLU	D	289	-24.957	64.441	-33.693	1.00	80.15	C
ATOM	5290	OE1	GLU	D	289	-23.750	64.773	-33.780	1.00	86.34	O
ATOM	5291	OE2	GLU	D	289	-25.711	64.778	-32.739	1.00	81.25	O1-
ATOM	5292	N	CYS	D	290	-23.376	60.476	-37.536	1.00	53.65	N
ATOM	5293	CA	CYS	D	290	-22.385	59.987	-38.492	1.00	50.53	C
ATOM	5294	C	CYS	D	290	-23.095	59.278	-39.660	1.00	50.73	C
ATOM	5295	O	CYS	D	290	-22.657	59.404	-40.826	1.00	42.37	O
ATOM	5296	CB	CYS	D	290	-21.384	59.055	-37.809	1.00	53.18	C
ATOM	5297	SG	CYS	D	290	-19.877	59.859	-37.194	1.00	49.02	S
ATOM	5298	N	ALA	D	291	-24.170	58.546	-39.322	1.00	47.11	N
ATOM	5299	CA	ALA	D	291	-25.059	57.846	-40.264	1.00	54.22	C
ATOM	5300	C	ALA	D	291	-25.706	58.837	-41.233	1.00	54.27	C
ATOM	5301	O	ALA	D	291	-25.572	58.688	-42.462	1.00	50.09	O
ATOM	5302	CB	ALA	D	291	-26.125	57.070	-39.509	1.00	56.80	C
ATOM	5303	N	GLU	D	292	-26.431	59.815	-40.674	1.00	60.27	N
ATOM	5304	CA	GLU	D	292	-27.106	60.877	-41.464	1.00	66.20	C
ATOM	5305	C	GLU	D	292	-26.158	61.416	-42.553	1.00	58.22	C
ATOM	5306	O	GLU	D	292	-26.529	61.596	-43.710	1.00	61.05	O
ATOM	5307	CB	GLU	D	292	-27.587	62.002	-40.541	1.00	70.60	C
ATOM	5308	CG	GLU	D	292	-28.814	61.638	-39.717	1.00	72.27	C
ATOM	5309	CD	GLU	D	292	-30.050	61.322	-40.542	1.00	81.50	C
ATOM	5310	OE1	GLU	D	292	-30.086	61.703	-41.742	1.00	80.93	O
ATOM	5311	OE2	GLU	D	292	-30.976	60.693	-39.985	1.00	84.11	O1-
ATOM	5312	N	GLN	D	293	-24.911	61.672	-42.177	1.00	51.67	N
ATOM	5313	CA	GLN	D	293	-23.911	62.170	-43.111	1.00	55.70	C
ATOM	5314	C	GLN	D	293	-23.750	61.166	-44.263	1.00	60.76	C
ATOM	5315	O	GLN	D	293	-23.734	61.538	-45.445	1.00	62.78	O
ATOM	5316	CB	GLN	D	293	-22.585	62.365	-42.374	1.00	50.00	C
ATOM	5317	CG	GLN	D	293	-21.541	63.121	-43.170	1.00	50.85	C
ATOM	5318	CD	GLN	D	293	-21.889	64.584	-43.293	1.00	54.36	C
ATOM	5319	NE2	GLN	D	293	-21.191	65.258	-44.186	1.00	54.09	N

ATOM	5320	OE1	GLN	D	293	-22.777	65.101	-42.612	1.00	52.08	O
ATOM	5321	N	MET	D	294	-23.598	59.895	-43.866	1.00	62.52	N
ATOM	5322	CA	MET	D	294	-23.390	58.775	-44.722	1.00	57.27	C
ATOM	5323	C	MET	D	294	-24.540	58.738	-45.730	1.00	56.28	C
ATOM	5324	O	MET	D	294	-24.322	58.736	-46.947	1.00	51.60	O
ATOM	5325	CB	MET	D	294	-23.330	57.484	-43.890	1.00	60.16	C
ATOM	5326	CG	MET	D	294	-23.126	56.200	-44.689	1.00	58.23	C
ATOM	5327	SD	MET	D	294	-21.598	56.168	-45.674	1.00	57.25	S
ATOM	5328	CE	MET	D	294	-20.468	55.594	-44.408	1.00	61.52	C
ATOM	5329	N	TYR	D	295	-25.761	58.783	-45.206	1.00	55.79	N
ATOM	5330	CA	TYR	D	295	-26.969	58.797	-46.049	1.00	59.91	C
ATOM	5331	C	TYR	D	295	-26.898	59.947	-47.072	1.00	59.44	C
ATOM	5332	O	TYR	D	295	-26.934	59.707	-48.278	1.00	63.11	O
ATOM	5333	CB	TYR	D	295	-28.215	58.876	-45.165	1.00	51.30	C
ATOM	5334	CG	TYR	D	295	-28.348	57.741	-44.178	1.00	53.28	C
ATOM	5335	CD1	TYR	D	295	-27.570	56.592	-44.283	1.00	47.94	C
ATOM	5336	CD2	TYR	D	295	-29.298	57.790	-43.164	1.00	50.82	C
ATOM	5337	CE1	TYR	D	295	-27.727	55.536	-43.404	1.00	43.29	C
ATOM	5338	CE2	TYR	D	295	-29.463	56.739	-42.277	1.00	46.86	C
ATOM	5339	CZ	TYR	D	295	-28.670	55.614	-42.400	1.00	42.03	C
ATOM	5340	OH	TYR	D	295	-28.800	54.586	-41.522	1.00	48.01	O
ATOM	5341	N	ARG	D	296	-26.743	61.174	-46.576	1.00	57.90	N
ATOM	5342	CA	ARG	D	296	-26.734	62.377	-47.392	1.00	65.87	C
ATOM	5343	C	ARG	D	296	-25.678	62.260	-48.497	1.00	61.34	C
ATOM	5344	O	ARG	D	296	-25.878	62.719	-49.609	1.00	58.66	O
ATOM	5345	CB	ARG	D	296	-26.471	63.623	-46.533	1.00	73.57	C
ATOM	5346	CG	ARG	D	296	-27.689	64.146	-45.777	1.00	78.13	C
ATOM	5347	CD	ARG	D	296	-27.479	65.570	-45.275	1.00	84.70	C
ATOM	5348	NE	ARG	D	296	-26.491	65.642	-44.204	1.00	85.23	N
ATOM	5349	CZ	ARG	D	296	-26.785	65.667	-42.907	1.00	83.81	C
ATOM	5350	NH1	ARG	D	296	-28.035	65.864	-42.525	1.00	80.92	N1+
ATOM	5351	NH2	ARG	D	296	-25.841	65.465	-42.001	1.00	76.65	N
ATOM	5352	N	GLY	D	297	-24.530	61.668	-48.182	1.00	61.06	N



ATOM	5353	CA	GLY	D	297	-23.479	61.527	-49.174	1.00	57.08	C
ATOM	5354	C	GLY	D	297	-23.830	60.475	-50.209	1.00	55.70	C
ATOM	5355	O	GLY	D	297	-23.427	60.602	-51.361	1.00	52.91	O
ATOM	5356	N	LEU	D	298	-24.543	59.426	-49.771	1.00	57.47	N
ATOM	5357	CA	LEU	D	298	-24.993	58.317	-50.646	1.00	65.51	C
ATOM	5358	C	LEU	D	298	-26.083	58.848	-51.588	1.00	65.72	C
ATOM	5359	O	LEU	D	298	-26.023	58.623	-52.801	1.00	58.91	O
ATOM	5360	CB	LEU	D	298	-25.486	57.112	-49.823	1.00	58.66	C
ATOM	5361	CG	LEU	D	298	-24.395	56.236	-49.181	1.00	56.42	C
ATOM	5362	CD1	LEU	D	298	-24.988	55.149	-48.297	1.00	56.84	C
ATOM	5363	CD2	LEU	D	298	-23.483	55.608	-50.215	1.00	53.46	C
ATOM	5364	N	GLN	D	299	-27.045	59.582	-51.024	1.00	62.80	N
ATOM	5365	CA	GLN	D	299	-28.034	60.313	-51.806	1.00	66.64	C
ATOM	5366	C	GLN	D	299	-27.379	61.070	-52.970	1.00	66.05	C
ATOM	5367	O	GLN	D	299	-27.754	60.872	-54.109	1.00	79.35	O
ATOM	5368	CB	GLN	D	299	-28.769	61.334	-50.948	1.00	66.09	C
ATOM	5369	CG	GLN	D	299	-29.839	62.089	-51.719	1.00	66.19	C
ATOM	5370	CD	GLN	D	299	-30.683	62.888	-50.765	1.00	64.71	C
ATOM	5371	NE2	GLN	D	299	-30.103	63.930	-50.186	1.00	64.13	N
ATOM	5372	OE1	GLN	D	299	-31.826	62.542	-50.511	1.00	69.17	O
ATOM	5373	N	ALA	D	300	-26.390	61.919	-52.673	1.00	61.23	N
ATOM	5374	CA	ALA	D	300	-25.782	62.811	-53.669	1.00	59.82	C
ATOM	5375	C	ALA	D	300	-24.993	62.019	-54.714	1.00	60.67	C
ATOM	5376	O	ALA	D	300	-24.487	62.588	-55.671	1.00	60.06	O
ATOM	5377	CB	ALA	D	300	-24.886	63.819	-52.993	1.00	58.73	C
ATOM	5378	N	MET	D	301	-24.856	60.712	-54.493	1.00	66.83	N
ATOM	5379	CA	MET	D	301	-24.038	59.845	-55.322	1.00	67.79	C
ATOM	5380	C	MET	D	301	-24.919	59.006	-56.265	1.00	62.09	C
ATOM	5381	O	MET	D	301	-24.405	58.371	-57.177	1.00	56.01	O
ATOM	5382	CB	MET	D	301	-23.228	58.921	-54.410	1.00	71.88	C
ATOM	5383	CG	MET	D	301	-21.746	59.005	-54.638	1.00	74.65	C
ATOM	5384	SD	MET	D	301	-20.847	58.558	-53.151	1.00	83.35	S
ATOM	5385	CE	MET	D	301	-19.317	58.032	-53.923	1.00	79.00	C

ATOM	5386	N	GLY	D	302	-26.238	59.010	-56.015	1.00	60.66	N
ATOM	5387	CA	GLY	D	302	-27.215	58.264	-56.766	1.00	56.94	C
ATOM	5388	C	GLY	D	302	-27.228	56.795	-56.392	1.00	61.35	C
ATOM	5389	O	GLY	D	302	-27.705	55.969	-57.160	1.00	70.60	O
ATOM	5390	N	LEU	D	303	-26.725	56.459	-55.201	1.00	59.31	N
ATOM	5391	CA	LEU	D	303	-26.703	55.064	-54.754	1.00	61.20	C
ATOM	5392	C	LEU	D	303	-27.820	54.836	-53.737	1.00	54.49	C
ATOM	5393	O	LEU	D	303	-28.212	55.747	-53.000	1.00	52.02	O
ATOM	5394	CB	LEU	D	303	-25.326	54.733	-54.175	1.00	63.51	C
ATOM	5395	CG	LEU	D	303	-24.178	54.890	-55.170	1.00	62.35	C
ATOM	5396	CD1	LEU	D	303	-22.860	55.153	-54.458	1.00	61.83	C
ATOM	5397	CD2	LEU	D	303	-24.087	53.673	-56.073	1.00	63.78	C
ATOM	5398	N	GLU	D	304	-28.351	53.615	-53.757	1.00	50.27	N
ATOM	5399	CA	GLU	D	304	-29.484	53.265	-52.937	1.00	57.25	C
ATOM	5400	C	GLU	D	304	-28.994	52.385	-51.783	1.00	52.85	C
ATOM	5401	O	GLU	D	304	-27.856	51.992	-51.741	1.00	49.49	O
ATOM	5402	CB	GLU	D	304	-30.555	52.554	-53.771	1.00	61.73	C
ATOM	5403	CG	GLU	D	304	-31.096	53.396	-54.913	1.00	67.52	C
ATOM	5404	CD	GLU	D	304	-32.326	52.840	-55.613	1.00	70.89	C
ATOM	5405	OE1	GLU	D	304	-32.198	51.853	-56.377	1.00	63.57	O
ATOM	5406	OE2	GLU	D	304	-33.410	53.404	-55.392	1.00	74.50	O1-
ATOM	5407	N	ILE	D	305	-29.906	52.073	-50.865	1.00	56.90	N
ATOM	5408	CA	ILE	D	305	-29.598	51.441	-49.608	1.00	56.17	C
ATOM	5409	C	ILE	D	305	-30.599	50.302	-49.420	1.00	53.88	C
ATOM	5410	O	ILE	D	305	-31.795	50.541	-49.376	1.00	58.48	O
ATOM	5411	CB	ILE	D	305	-29.657	52.490	-48.472	1.00	61.90	C
ATOM	5412	CG1	ILE	D	305	-28.472	53.464	-48.532	1.00	63.06	C
ATOM	5413	CG2	ILE	D	305	-29.786	51.834	-47.104	1.00	62.23	C
ATOM	5414	CD1	ILE	D	305	-28.734	54.790	-47.849	1.00	66.38	C
ATOM	5415	N	PHE	D	306	-30.080	49.079	-49.269	1.00	55.76	N
ATOM	5416	CA	PHE	D	306	-30.865	47.843	-49.182	1.00	58.60	C
ATOM	5417	C	PHE	D	306	-32.154	48.048	-48.376	1.00	56.61	C
ATOM	5418	O	PHE	D	306	-33.203	47.582	-48.802	1.00	68.99	O

ATOM	5419	CB	PHE	D	306	-30.037	46.706	-48.571	1.00	59.86	C
ATOM	5420	CG	PHE	D	306	-30.752	45.377	-48.539	1.00	53.11	C
ATOM	5421	CD1	PHE	D	306	-30.978	44.671	-49.707	1.00	48.88	C
ATOM	5422	CD2	PHE	D	306	-31.199	44.839	-47.344	1.00	49.76	C
ATOM	5423	CE1	PHE	D	306	-31.640	43.452	-49.688	1.00	48.36	C
ATOM	5424	CE2	PHE	D	306	-31.840	43.606	-47.325	1.00	56.43	C
ATOM	5425	CZ	PHE	D	306	-32.066	42.915	-48.498	1.00	51.62	C
ATOM	5426	N	VAL	D	307	-32.049	48.691	-47.208	1.00	53.01	N
ATOM	5427	CA	VAL	D	307	-33.195	49.001	-46.366	1.00	58.98	C
ATOM	5428	C	VAL	D	307	-33.625	50.443	-46.662	1.00	65.74	C
ATOM	5429	O	VAL	D	307	-33.055	51.390	-46.122	1.00	61.05	O
ATOM	5430	CB	VAL	D	307	-32.879	48.807	-44.875	1.00	56.23	C
ATOM	5431	CG1	VAL	D	307	-34.066	49.204	-44.016	1.00	58.69	C
ATOM	5432	CG2	VAL	D	307	-32.430	47.387	-44.561	1.00	56.02	C
ATOM	5433	N	LYS	D	308	-34.628	50.586	-47.536	1.00	74.98	N
ATOM	5434	CA	LYS	D	308	-35.029	51.884	-48.079	1.00	75.14	C
ATOM	5435	C	LYS	D	308	-35.578	52.748	-46.936	1.00	69.98	C
ATOM	5436	O	LYS	D	308	-35.120	53.864	-46.755	1.00	67.24	O
ATOM	5437	CB	LYS	D	308	-35.994	51.688	-49.255	1.00	81.84	C
ATOM	5438	CG	LYS	D	308	-35.354	51.070	-50.497	1.00	85.48	C
ATOM	5439	CD	LYS	D	308	-36.173	49.956	-51.153	1.00	93.13	C
ATOM	5440	CE	LYS	D	308	-35.334	48.758	-51.557	1.00	93.24	C
ATOM	5441	NZ	LYS	D	308	-35.855	48.121	-52.787	1.00	91.77	N1+
ATOM	5442	N	ASP	D	309	-36.506	52.201	-46.144	1.00	68.15	N
ATOM	5443	CA	ASP	D	309	-37.148	52.917	-45.022	1.00	75.01	C
ATOM	5444	C	ASP	D	309	-36.091	53.373	-44.006	1.00	92.44	C
ATOM	5445	O	ASP	D	309	-35.503	52.549	-43.293	1.00	91.23	O
ATOM	5446	CB	ASP	D	309	-38.196	52.011	-44.365	1.00	77.99	C
ATOM	5447	CG	ASP	D	309	-39.176	52.710	-43.440	1.00	76.58	C
ATOM	5448	OD1	ASP	D	309	-38.921	53.867	-43.062	1.00	73.10	O
ATOM	5449	OD2	ASP	D	309	-40.202	52.085	-43.126	1.00	83.42	O1-
ATOM	5450	N	PRO	D	310	-35.795	54.694	-43.896	1.00	83.95	N
ATOM	5451	CA	PRO	D	310	-34.876	55.192	-42.867	1.00	70.80	C

ATOM	5452	C	PRO	D	310	-35.262	54.841	-41.421	1.00	67.54	C
ATOM	5453	O	PRO	D	310	-34.392	54.615	-40.598	1.00	69.39	O
ATOM	5454	CB	PRO	D	310	-34.888	56.713	-43.102	1.00	73.05	C
ATOM	5455	CG	PRO	D	310	-35.227	56.851	-44.570	1.00	73.01	C
ATOM	5456	CD	PRO	D	310	-36.253	55.762	-44.801	1.00	76.77	C
ATOM	5457	N	GLU	D	311	-36.560	54.769	-41.134	1.00	70.61	N
ATOM	5458	CA	GLU	D	311	-37.080	54.432	-39.793	1.00	76.01	C
ATOM	5459	C	GLU	D	311	-36.450	53.161	-39.193	1.00	72.22	C
ATOM	5460	O	GLU	D	311	-36.496	52.998	-37.987	1.00	77.96	O
ATOM	5461	CB	GLU	D	311	-38.589	54.193	-39.867	1.00	82.48	C
ATOM	5462	CG	GLU	D	311	-39.408	55.465	-39.938	1.00	82.26	C
ATOM	5463	CD	GLU	D	311	-39.717	56.058	-38.579	1.00	86.97	C
ATOM	5464	OE1	GLU	D	311	-40.253	57.185	-38.554	1.00	76.51	O
ATOM	5465	OE2	GLU	D	311	-39.424	55.383	-37.549	1.00	86.03	O1-
ATOM	5466	N	TYR	D	312	-35.942	52.240	-40.026	1.00	70.42	N
ATOM	5467	CA	TYR	D	312	-35.569	50.884	-39.592	1.00	69.41	C
ATOM	5468	C	TYR	D	312	-34.100	50.559	-39.905	1.00	65.26	C
ATOM	5469	O	TYR	D	312	-33.712	49.400	-39.837	1.00	57.18	O
ATOM	5470	CB	TYR	D	312	-36.470	49.843	-40.265	1.00	75.17	C
ATOM	5471	CG	TYR	D	312	-37.930	49.931	-39.904	1.00	76.52	C
ATOM	5472	CD1	TYR	D	312	-38.325	50.210	-38.605	1.00	80.01	C
ATOM	5473	CD2	TYR	D	312	-38.920	49.727	-40.852	1.00	77.73	C
ATOM	5474	CE1	TYR	D	312	-39.663	50.296	-38.258	1.00	85.64	C
ATOM	5475	CE2	TYR	D	312	-40.265	49.802	-40.518	1.00	78.95	C
ATOM	5476	CZ	TYR	D	312	-40.638	50.090	-39.217	1.00	77.63	C
ATOM	5477	OH	TYR	D	312	-41.947	50.170	-38.849	1.00	70.83	O
ATOM	5478	N	ARG	D	313	-33.287	51.577	-40.216	1.00	56.70	N
ATOM	5479	CA	ARG	D	313	-31.906	51.361	-40.555	1.00	59.22	C
ATOM	5480	C	ARG	D	313	-31.112	51.245	-39.246	1.00	61.86	C
ATOM	5481	O	ARG	D	313	-31.467	51.856	-38.235	1.00	65.39	O
ATOM	5482	CB	ARG	D	313	-31.405	52.451	-41.511	1.00	64.12	C
ATOM	5483	CG	ARG	D	313	-32.075	52.406	-42.882	1.00	66.55	C
ATOM	5484	CD	ARG	D	313	-31.413	53.183	-44.018	1.00	68.35	C

ATOM	5485	NE	ARG	D	313	-31.935	54.536	-44.206	1.00	70.94	N
ATOM	5486	CZ	ARG	D	313	-31.925	55.230	-45.344	1.00	69.42	C
ATOM	5487	NH1	ARG	D	313	-31.850	54.627	-46.517	1.00	66.90	N1+
ATOM	5488	NH2	ARG	D	313	-31.952	56.548	-45.295	1.00	72.03	N
ATOM	5489	N	LEU	D	314	-30.109	50.358	-39.268	1.00	59.45	N
ATOM	5490	CA	LEU	D	314	-29.080	50.238	-38.237	1.00	55.94	C
ATOM	5491	C	LEU	D	314	-27.951	51.209	-38.587	1.00	61.87	C
ATOM	5492	O	LEU	D	314	-27.274	51.041	-39.614	1.00	54.78	O
ATOM	5493	CB	LEU	D	314	-28.591	48.784	-38.183	1.00	54.49	C
ATOM	5494	CG	LEU	D	314	-27.259	48.500	-37.482	1.00	52.36	C
ATOM	5495	CD1	LEU	D	314	-27.301	48.847	-36.002	1.00	54.45	C
ATOM	5496	CD2	LEU	D	314	-26.875	47.041	-37.652	1.00	49.90	C
ATOM	5497	N	PRO	D	315	-27.740	52.259	-37.750	1.00	54.79	N
ATOM	5498	CA	PRO	D	315	-26.767	53.303	-38.054	1.00	50.60	C
ATOM	5499	C	PRO	D	315	-25.336	52.772	-38.232	1.00	46.65	C
ATOM	5500	O	PRO	D	315	-24.567	53.404	-38.947	1.00	46.80	O
ATOM	5501	CB	PRO	D	315	-26.852	54.303	-36.875	1.00	53.20	C
ATOM	5502	CG	PRO	D	315	-27.689	53.634	-35.810	1.00	50.75	C
ATOM	5503	CD	PRO	D	315	-28.455	52.511	-36.486	1.00	53.65	C
ATOM	5504	N	THR	D	316	-25.011	51.614	-37.637	1.00	44.91	N
ATOM	5505	CA	THR	D	316	-23.621	51.128	-37.601	1.00	48.25	C
ATOM	5506	C	THR	D	316	-23.230	50.457	-38.928	1.00	49.79	C
ATOM	5507	O	THR	D	316	-22.038	50.488	-39.305	1.00	46.02	O
ATOM	5508	CB	THR	D	316	-23.388	50.229	-36.382	1.00	50.01	C
ATOM	5509	CG2	THR	D	316	-23.585	50.966	-35.072	1.00	50.58	C
ATOM	5510	OG1	THR	D	316	-24.303	49.138	-36.456	1.00	48.67	O
ATOM	5511	N	VAL	D	317	-24.219	49.903	-39.646	1.00	46.40	N
ATOM	5512	CA	VAL	D	317	-23.976	49.168	-40.897	1.00	47.88	C
ATOM	5513	C	VAL	D	317	-24.984	49.618	-41.961	1.00	47.41	C
ATOM	5514	O	VAL	D	317	-26.220	49.534	-41.747	1.00	51.26	O
ATOM	5515	CB	VAL	D	317	-24.062	47.644	-40.688	1.00	51.43	C
ATOM	5516	CG1	VAL	D	317	-23.628	46.884	-41.933	1.00	54.11	C
ATOM	5517	CG2	VAL	D	317	-23.243	47.180	-39.492	1.00	52.68	C

ATOM	5518	N	THR	D	318	-24.444	50.037	-43.112	1.00	40.02	N
ATOM	5519	CA	THR	D	318	-25.200	50.615	-44.212	1.00	48.21	C
ATOM	5520	C	THR	D	318	-24.897	49.803	-45.488	1.00	51.52	C
ATOM	5521	O	THR	D	318	-23.745	49.856	-46.010	1.00	45.85	O
ATOM	5522	CB	THR	D	318	-24.840	52.101	-44.412	1.00	50.07	C
ATOM	5523	CG2	THR	D	318	-25.572	52.715	-45.585	1.00	54.42	C
ATOM	5524	OG1	THR	D	318	-25.113	52.896	-43.253	1.00	51.33	O
ATOM	5525	N	CYS	D	319	-25.900	49.062	-45.999	1.00	52.01	N
ATOM	5526	CA	CYS	D	319	-25.707	48.231	-47.204	1.00	51.75	C
ATOM	5527	C	CYS	D	319	-26.059	49.033	-48.466	1.00	51.78	C
ATOM	5528	O	CYS	D	319	-27.197	49.437	-48.670	1.00	56.00	O
ATOM	5529	CB	CYS	D	319	-26.504	46.944	-47.107	1.00	53.66	C
ATOM	5530	SG	CYS	D	319	-26.094	46.008	-45.617	1.00	59.81	S
ATOM	5531	N	ILE	D	320	-25.044	49.248	-49.297	1.00	47.39	N
ATOM	5532	CA	ILE	D	320	-25.045	50.164	-50.417	1.00	46.96	C
ATOM	5533	C	ILE	D	320	-25.169	49.323	-51.693	1.00	55.95	C
ATOM	5534	O	ILE	D	320	-24.188	48.628	-52.060	1.00	58.89	O
ATOM	5535	CB	ILE	D	320	-23.723	50.957	-50.438	1.00	46.60	C
ATOM	5536	CG1	ILE	D	320	-23.481	51.717	-49.128	1.00	48.35	C
ATOM	5537	CG2	ILE	D	320	-23.634	51.876	-51.656	1.00	44.76	C
ATOM	5538	CD1	ILE	D	320	-22.075	52.270	-48.991	1.00	44.21	C
ATOM	5539	N	MET	D	321	-26.331	49.394	-52.360	1.00	53.57	N
ATOM	5540	CA	MET	D	321	-26.613	48.546	-53.514	1.00	56.27	C
ATOM	5541	C	MET	D	321	-25.540	48.764	-54.593	1.00	60.95	C
ATOM	5542	O	MET	D	321	-25.127	49.886	-54.856	1.00	53.82	O
ATOM	5543	CB	MET	D	321	-27.986	48.863	-54.096	1.00	55.35	C
ATOM	5544	CG	MET	D	321	-29.108	48.754	-53.084	1.00	59.55	C
ATOM	5545	SD	MET	D	321	-29.216	47.163	-52.225	1.00	60.67	S
ATOM	5546	CE	MET	D	321	-28.976	45.976	-53.549	1.00	59.75	C
ATOM	5547	N	ILE	D	322	-25.042	47.672	-55.176	1.00	60.22	N
ATOM	5548	CA	ILE	D	322	-24.199	47.785	-56.348	1.00	68.59	C
ATOM	5549	C	ILE	D	322	-25.112	48.165	-57.511	1.00	71.15	C
ATOM	5550	O	ILE	D	322	-26.082	47.466	-57.782	1.00	74.85	O

ATOM	5551	CB	ILE	D	322	-23.434	46.474	-56.622	1.00	72.90	C
ATOM	5552	CG1	ILE	D	322	-22.679	45.976	-55.385	1.00	80.18	C
ATOM	5553	CG2	ILE	D	322	-22.499	46.624	-57.819	1.00	69.76	C
ATOM	5554	CD1	ILE	D	322	-22.254	44.520	-55.455	1.00	79.39	C
ATOM	5555	N	PRO	D	323	-24.861	49.273	-58.238	1.00	75.50	N
ATOM	5556	CA	PRO	D	323	-25.670	49.595	-59.413	1.00	75.12	C
ATOM	5557	C	PRO	D	323	-25.376	48.593	-60.543	1.00	73.57	C
ATOM	5558	O	PRO	D	323	-24.260	48.019	-60.588	1.00	57.28	O
ATOM	5559	CB	PRO	D	323	-25.242	51.031	-59.764	1.00	73.41	C
ATOM	5560	CG	PRO	D	323	-23.821	51.126	-59.248	1.00	78.08	C
ATOM	5561	CD	PRO	D	323	-23.783	50.246	-58.011	1.00	78.97	C
ATOM	5562	N	LYS	D	324	-26.360	48.412	-61.442	1.00	68.28	N
ATOM	5563	CA	LYS	D	324	-26.299	47.398	-62.494	1.00	67.98	C
ATOM	5564	C	LYS	D	324	-25.044	47.620	-63.355	1.00	67.33	C
ATOM	5565	O	LYS	D	324	-24.822	48.688	-63.921	1.00	68.32	O
ATOM	5566	CB	LYS	D	324	-27.612	47.380	-63.287	1.00	78.94	C
ATOM	5567	CG	LYS	D	324	-28.687	46.442	-62.725	1.00	90.96	C
ATOM	5568	CD	LYS	D	324	-30.152	46.842	-62.996	1.00	91.63	C
ATOM	5569	CE	LYS	D	324	-30.931	45.879	-63.877	1.00	90.08	C
ATOM	5570	NZ	LYS	D	324	-30.974	46.327	-65.292	1.00	88.85	N1+
ATOM	5571	N	GLY	D	325	-24.181	46.602	-63.391	1.00	60.99	N
ATOM	5572	CA	GLY	D	325	-23.043	46.573	-64.281	1.00	62.25	C
ATOM	5573	C	GLY	D	325	-21.742	46.981	-63.620	1.00	64.44	C
ATOM	5574	O	GLY	D	325	-20.745	47.209	-64.305	1.00	68.80	O
ATOM	5575	N	VAL	D	326	-21.723	47.061	-62.289	1.00	66.66	N
ATOM	5576	CA	VAL	D	326	-20.509	47.499	-61.613	1.00	68.53	C
ATOM	5577	C	VAL	D	326	-19.908	46.303	-60.868	1.00	65.91	C
ATOM	5578	O	VAL	D	326	-20.596	45.637	-60.090	1.00	69.61	O
ATOM	5579	CB	VAL	D	326	-20.769	48.714	-60.699	1.00	73.28	C
ATOM	5580	CG1	VAL	D	326	-19.664	48.888	-59.665	1.00	73.93	C
ATOM	5581	CG2	VAL	D	326	-20.964	49.999	-61.503	1.00	63.71	C
ATOM	5582	N	ASN	D	327	-18.622	46.052	-61.147	1.00	61.50	N
ATOM	5583	CA	ASN	D	327	-17.804	45.016	-60.528	1.00	60.66	C

ATOM	5584	C	ASN	D	327	-17.298	45.489	-59.148	1.00	64.13	C
ATOM	5585	O	ASN	D	327	-16.246	46.165	-59.055	1.00	59.36	O
ATOM	5586	CB	ASN	D	327	-16.650	44.639	-61.462	1.00	65.62	C
ATOM	5587	CG	ASN	D	327	-15.728	43.563	-60.922	1.00	61.60	C
ATOM	5588	ND2	ASN	D	327	-14.893	43.013	-61.787	1.00	53.70	N
ATOM	5589	OD1	ASN	D	327	-15.746	43.248	-59.734	1.00	62.30	O
ATOM	5590	N	TRP	D	328	-18.013	45.060	-58.090	1.00	61.25	N
ATOM	5591	CA	TRP	D	328	-17.827	45.506	-56.707	1.00	59.21	C
ATOM	5592	C	TRP	D	328	-16.436	45.125	-56.188	1.00	66.13	C
ATOM	5593	O	TRP	D	328	-15.798	45.951	-55.516	1.00	67.95	O
ATOM	5594	CB	TRP	D	328	-18.921	44.957	-55.783	1.00	58.73	C
ATOM	5595	CG	TRP	D	328	-18.703	43.527	-55.389	1.00	64.85	C
ATOM	5596	CD1	TRP	D	328	-19.246	42.422	-55.970	1.00	59.67	C
ATOM	5597	CD2	TRP	D	328	-17.851	43.046	-54.333	1.00	66.69	C
ATOM	5598	CE2	TRP	D	328	-17.945	41.639	-54.340	1.00	66.25	C
ATOM	5599	CE3	TRP	D	328	-17.025	43.664	-53.385	1.00	64.39	C
ATOM	5600	NE1	TRP	D	328	-18.796	41.290	-55.352	1.00	60.40	N
ATOM	5601	CZ2	TRP	D	328	-17.240	40.842	-53.439	1.00	67.95	C
ATOM	5602	CZ3	TRP	D	328	-16.327	42.881	-52.492	1.00	65.90	C
ATOM	5603	CH2	TRP	D	328	-16.437	41.488	-52.520	1.00	72.21	C
ATOM	5604	N	TRP	D	329	-15.969	43.898	-56.475	1.00	64.54	N
ATOM	5605	CA	TRP	D	329	-14.649	43.516	-56.011	1.00	63.80	C
ATOM	5606	C	TRP	D	329	-13.652	44.581	-56.473	1.00	60.79	C
ATOM	5607	O	TRP	D	329	-12.755	44.932	-55.717	1.00	66.27	O
ATOM	5608	CB	TRP	D	329	-14.191	42.102	-56.425	1.00	66.72	C
ATOM	5609	CG	TRP	D	329	-12.710	41.901	-56.237	1.00	78.37	C
ATOM	5610	CD1	TRP	D	329	-11.753	41.877	-57.218	1.00	78.92	C
ATOM	5611	CD2	TRP	D	329	-11.990	41.802	-54.985	1.00	92.30	C
ATOM	5612	CE2	TRP	D	329	-10.612	41.699	-55.307	1.00	93.24	C
ATOM	5613	CE3	TRP	D	329	-12.365	41.798	-53.629	1.00	94.12	C
ATOM	5614	NE1	TRP	D	329	-10.500	41.743	-56.673	1.00	79.85	N
ATOM	5615	CZ2	TRP	D	329	-9.626	41.582	-54.322	1.00	101.07	C
ATOM	5616	CZ3	TRP	D	329	-11.388	41.688	-52.657	1.00	96.03	C



ATOM	5617	CH2	TRP	D	329	-10.037	41.579	-53.003	1.00	100.87	C
ATOM	5618	N	LYS	D	330	-13.799	45.092	-57.700	1.00	61.44	N
ATOM	5619	CA	LYS	D	330	-12.725	45.951	-58.275	1.00	67.92	C
ATOM	5620	C	LYS	D	330	-12.733	47.325	-57.582	1.00	58.94	C
ATOM	5621	O	LYS	D	330	-11.680	47.895	-57.353	1.00	45.03	O
ATOM	5622	CB	LYS	D	330	-12.794	46.026	-59.811	1.00	73.49	C
ATOM	5623	CG	LYS	D	330	-12.073	44.884	-60.535	1.00	75.20	C
ATOM	5624	CD	LYS	D	330	-11.645	45.175	-61.974	1.00	77.51	C
ATOM	5625	CE	LYS	D	330	-12.748	44.965	-62.996	1.00	76.34	C
ATOM	5626	NZ	LYS	D	330	-12.235	45.006	-64.386	1.00	72.10	N1+
ATOM	5627	N	VAL	D	331	-13.915	47.833	-57.224	1.00	55.76	N
ATOM	5628	CA	VAL	D	331	-14.010	49.054	-56.455	1.00	57.44	C
ATOM	5629	C	VAL	D	331	-13.205	48.878	-55.158	1.00	56.14	C
ATOM	5630	O	VAL	D	331	-12.206	49.600	-54.952	1.00	59.40	O
ATOM	5631	CB	VAL	D	331	-15.476	49.442	-56.191	1.00	57.81	C
ATOM	5632	CG1	VAL	D	331	-15.602	50.544	-55.150	1.00	56.89	C
ATOM	5633	CG2	VAL	D	331	-16.156	49.859	-57.486	1.00	61.48	C
ATOM	5634	N	SER	D	332	-13.595	47.888	-54.339	1.00	52.76	N
ATOM	5635	CA	SER	D	332	-12.954	47.585	-53.032	1.00	51.50	C
ATOM	5636	C	SER	D	332	-11.424	47.499	-53.168	1.00	52.81	C
ATOM	5637	O	SER	D	332	-10.702	48.121	-52.380	1.00	60.17	O
ATOM	5638	CB	SER	D	332	-13.508	46.321	-52.417	1.00	51.98	C
ATOM	5639	OG	SER	D	332	-14.859	46.484	-52.007	1.00	52.45	O
ATOM	5640	N	GLU	D	333	-10.951	46.770	-54.189	1.00	47.42	N
ATOM	5641	CA	GLU	D	333	-9.531	46.514	-54.446	1.00	53.85	C
ATOM	5642	C	GLU	D	333	-8.753	47.817	-54.710	1.00	61.39	C
ATOM	5643	O	GLU	D	333	-7.603	47.989	-54.216	1.00	58.29	O
ATOM	5644	CB	GLU	D	333	-9.394	45.580	-55.648	1.00	60.51	C
ATOM	5645	CG	GLU	D	333	-8.031	44.928	-55.763	1.00	65.50	C
ATOM	5646	CD	GLU	D	333	-7.614	44.551	-57.172	1.00	71.14	C
ATOM	5647	OE1	GLU	D	333	-8.365	44.857	-58.129	1.00	70.55	O
ATOM	5648	OE2	GLU	D	333	-6.525	43.960	-57.309	1.00	81.77	O1-
ATOM	5649	N	TYR	D	334	-9.341	48.710	-55.522	1.00	57.20	N

ATOM	5650	CA	TYR	D	334	-8.765	50.021	-55.745	1.00	58.06	C
ATOM	5651	C	TYR	D	334	-8.694	50.788	-54.414	1.00	51.68	C
ATOM	5652	O	TYR	D	334	-7.637	51.252	-54.057	1.00	54.05	O
ATOM	5653	CB	TYR	D	334	-9.544	50.804	-56.800	1.00	58.88	C
ATOM	5654	CG	TYR	D	334	-8.820	52.038	-57.270	1.00	59.53	C
ATOM	5655	CD1	TYR	D	334	-7.844	51.968	-58.253	1.00	59.06	C
ATOM	5656	CD2	TYR	D	334	-9.092	53.276	-56.709	1.00	61.86	C
ATOM	5657	CE1	TYR	D	334	-7.174	53.106	-58.684	1.00	62.75	C
ATOM	5658	CE2	TYR	D	334	-8.436	54.425	-57.126	1.00	57.40	C
ATOM	5659	CZ	TYR	D	334	-7.481	54.338	-58.121	1.00	61.60	C
ATOM	5660	OH	TYR	D	334	-6.846	55.469	-58.523	1.00	54.10	O
ATOM	5661	N	ALA	D	335	-9.799	50.850	-53.666	1.00	47.53	N
ATOM	5662	CA	ALA	D	335	-9.873	51.608	-52.388	1.00	53.73	C
ATOM	5663	C	ALA	D	335	-8.751	51.218	-51.402	1.00	61.50	C
ATOM	5664	O	ALA	D	335	-8.064	52.112	-50.856	1.00	59.56	O
ATOM	5665	CB	ALA	D	335	-11.224	51.434	-51.758	1.00	51.44	C
ATOM	5666	N	MET	D	336	-8.557	49.904	-51.184	1.00	60.00	N
ATOM	5667	CA	MET	D	336	-7.506	49.373	-50.298	1.00	52.13	C
ATOM	5668	C	MET	D	336	-6.119	49.795	-50.799	1.00	54.65	C
ATOM	5669	O	MET	D	336	-5.316	50.306	-50.020	1.00	64.28	O
ATOM	5670	CB	MET	D	336	-7.547	47.842	-50.218	1.00	49.50	C
ATOM	5671	CG	MET	D	336	-6.458	47.229	-49.307	1.00	50.11	C
ATOM	5672	SD	MET	D	336	-6.429	47.838	-47.564	1.00	46.31	S
ATOM	5673	CE	MET	D	336	-8.185	47.722	-47.194	1.00	44.18	C
ATOM	5674	N	ASN	D	337	-5.842	49.572	-52.090	1.00	58.46	N
ATOM	5675	CA	ASN	D	337	-4.491	49.737	-52.653	1.00	57.42	C
ATOM	5676	C	ASN	D	337	-4.147	51.217	-52.772	1.00	56.48	C
ATOM	5677	O	ASN	D	337	-2.956	51.565	-52.778	1.00	53.48	O
ATOM	5678	CB	ASN	D	337	-4.323	49.107	-54.040	1.00	60.32	C
ATOM	5679	CG	ASN	D	337	-4.486	47.603	-54.023	1.00	59.73	C
ATOM	5680	ND2	ASN	D	337	-4.733	47.011	-55.174	1.00	58.85	N
ATOM	5681	OD1	ASN	D	337	-4.400	46.980	-52.973	1.00	63.35	O
ATOM	5682	N	ASN	D	338	-5.183	52.061	-52.891	1.00	54.83	N

ATOM	5683	CA	ASN	D	338	-4.996	53.476	-53.182	1.00	55.02	C
ATOM	5684	C	ASN	D	338	-5.144	54.290	-51.891	1.00	55.16	C
ATOM	5685	O	ASN	D	338	-4.314	55.159	-51.673	1.00	55.82	O
ATOM	5686	CB	ASN	D	338	-5.858	53.941	-54.370	1.00	53.56	C
ATOM	5687	CG	ASN	D	338	-5.112	53.831	-55.691	1.00	53.04	C
ATOM	5688	ND2	ASN	D	338	-4.660	54.963	-56.214	1.00	55.92	N
ATOM	5689	OD1	ASN	D	338	-4.904	52.737	-56.222	1.00	47.49	O
ATOM	5690	N	PHE	D	339	-6.134	53.970	-51.039	1.00	54.43	N
ATOM	5691	CA	PHE	D	339	-6.434	54.756	-49.812	1.00	52.29	C
ATOM	5692	C	PHE	D	339	-6.306	53.951	-48.501	1.00	52.61	C
ATOM	5693	O	PHE	D	339	-6.642	54.480	-47.409	1.00	43.96	O
ATOM	5694	CB	PHE	D	339	-7.845	55.323	-49.903	1.00	49.77	C
ATOM	5695	CG	PHE	D	339	-8.064	56.123	-51.153	1.00	56.26	C
ATOM	5696	CD1	PHE	D	339	-7.722	57.466	-51.206	1.00	56.29	C
ATOM	5697	CD2	PHE	D	339	-8.585	55.525	-52.291	1.00	61.43	C
ATOM	5698	CE1	PHE	D	339	-7.915	58.199	-52.363	1.00	55.53	C
ATOM	5699	CE2	PHE	D	339	-8.768	56.257	-53.453	1.00	58.65	C
ATOM	5700	CZ	PHE	D	339	-8.430	57.591	-53.488	1.00	56.64	C
ATOM	5701	N	SER	D	340	-5.833	52.698	-48.576	1.00	45.48	N
ATOM	5702	CA	SER	D	340	-5.714	51.862	-47.388	1.00	46.92	C
ATOM	5703	C	SER	D	340	-7.067	51.767	-46.677	1.00	42.88	C
ATOM	5704	O	SER	D	340	-7.089	51.621	-45.472	1.00	45.02	O
ATOM	5705	CB	SER	D	340	-4.650	52.394	-46.432	1.00	48.75	C
ATOM	5706	OG	SER	D	340	-3.458	51.624	-46.497	1.00	54.39	O
ATOM	5707	N	LEU	D	341	-8.171	51.880	-47.422	1.00	40.29	N
ATOM	5708	CA	LEU	D	341	-9.523	51.897	-46.856	1.00	42.19	C
ATOM	5709	C	LEU	D	341	-10.220	50.563	-47.147	1.00	45.35	C
ATOM	5710	O	LEU	D	341	-10.199	50.127	-48.298	1.00	43.46	O
ATOM	5711	CB	LEU	D	341	-10.323	53.047	-47.480	1.00	43.60	C
ATOM	5712	CG	LEU	D	341	-11.842	52.928	-47.335	1.00	47.00	C
ATOM	5713	CD1	LEU	D	341	-12.253	53.077	-45.889	1.00	47.88	C
ATOM	5714	CD2	LEU	D	341	-12.578	53.947	-48.188	1.00	49.11	C
ATOM	5715	N	GLU	D	342	-10.828	49.955	-46.106	1.00	47.16	N

ATOM	5716	CA	GLU	D	342	-11.669	48.740	-46.200	1.00	46.82	C
ATOM	5717	C	GLU	D	342	-13.069	49.139	-46.670	1.00	47.91	C
ATOM	5718	O	GLU	D	342	-13.852	49.659	-45.873	1.00	47.97	O
ATOM	5719	CB	GLU	D	342	-11.764	48.009	-44.846	1.00	48.28	C
ATOM	5720	CG	GLU	D	342	-12.779	46.851	-44.758	1.00	44.03	C
ATOM	5721	CD	GLU	D	342	-12.402	45.518	-45.410	1.00	45.90	C
ATOM	5722	OE1	GLU	D	342	-11.395	45.459	-46.160	1.00	42.79	O
ATOM	5723	OE2	GLU	D	342	-13.134	44.518	-45.179	1.00	47.44	O1-
ATOM	5724	N	ILE	D	343	-13.377	48.844	-47.943	1.00	49.69	N
ATOM	5725	CA	ILE	D	343	-14.764	48.823	-48.461	1.00	48.46	C
ATOM	5726	C	ILE	D	343	-15.204	47.364	-48.622	1.00	45.78	C
ATOM	5727	O	ILE	D	343	-14.856	46.685	-49.592	1.00	44.89	O
ATOM	5728	CB	ILE	D	343	-14.910	49.594	-49.789	1.00	50.58	C
ATOM	5729	CG1	ILE	D	343	-14.282	50.986	-49.711	1.00	49.99	C
ATOM	5730	CG2	ILE	D	343	-16.380	49.659	-50.183	1.00	53.78	C
ATOM	5731	CD1	ILE	D	343	-14.399	51.778	-50.974	1.00	49.97	C
ATOM	5732	N	GLN	D	344	-15.988	46.891	-47.665	1.00	47.79	N
ATOM	5733	CA	GLN	D	344	-16.238	45.479	-47.531	1.00	52.35	C
ATOM	5734	C	GLN	D	344	-17.389	45.110	-48.467	1.00	51.50	C
ATOM	5735	O	GLN	D	344	-18.386	45.845	-48.554	1.00	50.61	O
ATOM	5736	CB	GLN	D	344	-16.541	45.114	-46.074	1.00	53.80	C
ATOM	5737	CG	GLN	D	344	-16.963	43.663	-45.876	1.00	60.50	C
ATOM	5738	CD	GLN	D	344	-16.142	42.907	-44.855	1.00	63.63	C
ATOM	5739	NE2	GLN	D	344	-15.479	41.869	-45.327	1.00	59.66	N
ATOM	5740	OE1	GLN	D	344	-16.095	43.235	-43.666	1.00	73.09	O
ATOM	5741	N	GLY	D	345	-17.241	43.953	-49.124	1.00	48.49	N
ATOM	5742	CA	GLY	D	345	-18.298	43.350	-49.935	1.00	47.11	C
ATOM	5743	C	GLY	D	345	-19.502	42.945	-49.109	1.00	40.98	C
ATOM	5744	O	GLY	D	345	-19.499	43.115	-47.905	1.00	51.57	O
ATOM	5745	N	GLY	D	346	-20.511	42.371	-49.775	1.00	44.83	N
ATOM	5746	CA	GLY	D	346	-21.783	41.920	-49.142	1.00	46.20	C
ATOM	5747	C	GLY	D	346	-21.667	40.530	-48.544	1.00	45.91	C
ATOM	5748	O	GLY	D	346	-20.626	39.865	-48.706	1.00	43.53	O

ATOM	5749	N	PHE	D	347	-22.748	40.094	-47.880	1.00	43.77	N
ATOM	5750	CA	PHE	D	347	-22.753	38.880	-47.082	1.00	44.53	C
ATOM	5751	C	PHE	D	347	-24.193	38.490	-46.725	1.00	43.46	C
ATOM	5752	O	PHE	D	347	-25.013	39.333	-46.404	1.00	39.09	O
ATOM	5753	CB	PHE	D	347	-21.879	39.052	-45.834	1.00	46.17	C
ATOM	5754	CG	PHE	D	347	-21.846	37.861	-44.900	1.00	50.58	C
ATOM	5755	CD1	PHE	D	347	-21.228	36.673	-45.286	1.00	50.30	C
ATOM	5756	CD2	PHE	D	347	-22.424	37.926	-43.633	1.00	49.37	C
ATOM	5757	CE1	PHE	D	347	-21.210	35.573	-44.436	1.00	49.77	C
ATOM	5758	CE2	PHE	D	347	-22.395	36.831	-42.784	1.00	50.92	C
ATOM	5759	CZ	PHE	D	347	-21.796	35.651	-43.190	1.00	48.75	C
ATOM	5760	N	GLY	D	348	-24.482	37.181	-46.797	1.00	49.30	N
ATOM	5761	CA	GLY	D	348	-25.796	36.625	-46.456	1.00	47.63	C
ATOM	5762	C	GLY	D	348	-26.831	37.142	-47.437	1.00	48.55	C
ATOM	5763	O	GLY	D	348	-26.541	37.168	-48.630	1.00	43.81	O
ATOM	5764	N	PRO	D	349	-27.995	37.660	-46.975	1.00	55.31	N
ATOM	5765	CA	PRO	D	349	-29.020	38.197	-47.880	1.00	56.79	C
ATOM	5766	C	PRO	D	349	-28.558	39.339	-48.806	1.00	63.04	C
ATOM	5767	O	PRO	D	349	-29.197	39.612	-49.812	1.00	64.74	O
ATOM	5768	CB	PRO	D	349	-30.104	38.737	-46.931	1.00	57.22	C
ATOM	5769	CG	PRO	D	349	-29.401	38.901	-45.597	1.00	56.25	C
ATOM	5770	CD	PRO	D	349	-28.382	37.783	-45.560	1.00	55.43	C
ATOM	5771	N	THR	D	350	-27.436	39.978	-48.470	1.00	63.54	N
ATOM	5772	CA	THR	D	350	-26.923	41.103	-49.227	1.00	62.57	C
ATOM	5773	C	THR	D	350	-25.730	40.679	-50.104	1.00	49.94	C
ATOM	5774	O	THR	D	350	-25.083	41.520	-50.693	1.00	49.53	O
ATOM	5775	CB	THR	D	350	-26.622	42.251	-48.247	1.00	63.44	C
ATOM	5776	CG2	THR	D	350	-25.231	42.201	-47.656	1.00	56.58	C
ATOM	5777	OG1	THR	D	350	-26.802	43.499	-48.915	1.00	67.98	O
ATOM	5778	N	MET	D	351	-25.453	39.379	-50.194	1.00	47.14	N
ATOM	5779	CA	MET	D	351	-24.337	38.826	-51.002	1.00	51.77	C
ATOM	5780	C	MET	D	351	-24.543	39.108	-52.507	1.00	56.41	C
ATOM	5781	O	MET	D	351	-25.641	38.906	-53.094	1.00	59.98	O

ATOM	5782	CB	MET	D	351	-24.243	37.311	-50.766	1.00	61.35	C
ATOM	5783	CG	MET	D	351	-23.495	36.513	-51.836	1.00	67.67	C
ATOM	5784	SD	MET	D	351	-21.708	36.515	-51.558	1.00	83.58	S
ATOM	5785	CE	MET	D	351	-21.073	36.728	-53.227	1.00	85.33	C
ATOM	5786	N	GLY	D	352	-23.474	39.570	-53.156	1.00	50.98	N
ATOM	5787	CA	GLY	D	352	-23.430	39.745	-54.600	1.00	50.70	C
ATOM	5788	C	GLY	D	352	-24.021	41.072	-55.076	1.00	52.42	C
ATOM	5789	O	GLY	D	352	-23.761	41.458	-56.229	1.00	47.65	O
ATOM	5790	N	ILE	D	353	-24.777	41.775	-54.208	1.00	55.73	N
ATOM	5791	CA	ILE	D	353	-25.626	42.928	-54.602	1.00	60.68	C
ATOM	5792	C	ILE	D	353	-25.308	44.231	-53.840	1.00	65.94	C
ATOM	5793	O	ILE	D	353	-25.749	45.299	-54.289	1.00	69.88	O
ATOM	5794	CB	ILE	D	353	-27.114	42.564	-54.450	1.00	56.51	C
ATOM	5795	CG1	ILE	D	353	-27.539	42.480	-52.986	1.00	62.41	C
ATOM	5796	CG2	ILE	D	353	-27.417	41.285	-55.203	1.00	55.20	C
ATOM	5797	CD1	ILE	D	353	-29.007	42.146	-52.781	1.00	62.84	C
ATOM	5798	N	ALA	D	354	-24.575	44.176	-52.714	1.00	65.92	N
ATOM	5799	CA	ALA	D	354	-24.374	45.372	-51.857	1.00	62.99	C
ATOM	5800	C	ALA	D	354	-23.001	45.362	-51.169	1.00	62.32	C
ATOM	5801	O	ALA	D	354	-22.483	44.301	-50.837	1.00	59.29	O
ATOM	5802	CB	ALA	D	354	-25.474	45.461	-50.838	1.00	56.75	C
ATOM	5803	N	TRP	D	355	-22.417	46.561	-50.994	1.00	55.45	N
ATOM	5804	CA	TRP	D	355	-21.305	46.766	-50.073	1.00	52.77	C
ATOM	5805	C	TRP	D	355	-21.866	47.014	-48.666	1.00	49.53	C
ATOM	5806	O	TRP	D	355	-23.024	47.434	-48.516	1.00	41.59	O
ATOM	5807	CB	TRP	D	355	-20.409	47.936	-50.481	1.00	49.32	C
ATOM	5808	CG	TRP	D	355	-19.717	47.851	-51.801	1.00	45.15	C
ATOM	5809	CD1	TRP	D	355	-18.501	47.306	-52.076	1.00	46.27	C
ATOM	5810	CD2	TRP	D	355	-20.168	48.450	-53.026	1.00	50.01	C
ATOM	5811	CE2	TRP	D	355	-19.174	48.200	-54.002	1.00	45.95	C
ATOM	5812	CE3	TRP	D	355	-21.319	49.169	-53.388	1.00	47.19	C
ATOM	5813	NE1	TRP	D	355	-18.165	47.505	-53.390	1.00	44.93	N
ATOM	5814	CZ2	TRP	D	355	-19.300	48.644	-55.319	1.00	43.16	C

ATOM	5815	CZ3	TRP	D	355	-21.439	49.608	-54.692	1.00	46.15	C
ATOM	5816	CH2	TRP	D	355	-20.446	49.340	-55.640	1.00	45.14	C
ATOM	5817	N	ARG	D	356	-21.022	46.777	-47.653	1.00	45.36	N
ATOM	5818	CA	ARG	D	356	-21.384	47.019	-46.253	1.00	50.05	C
ATOM	5819	C	ARG	D	356	-20.458	48.090	-45.641	1.00	49.26	C
ATOM	5820	O	ARG	D	356	-19.217	47.921	-45.539	1.00	42.53	O
ATOM	5821	CB	ARG	D	356	-21.354	45.690	-45.499	1.00	49.17	C
ATOM	5822	CG	ARG	D	356	-22.275	44.633	-46.098	1.00	52.75	C
ATOM	5823	CD	ARG	D	356	-22.410	43.395	-45.223	1.00	47.83	C
ATOM	5824	NE	ARG	D	356	-21.179	42.612	-45.171	1.00	42.53	N
ATOM	5825	CZ	ARG	D	356	-20.821	41.827	-44.157	1.00	38.39	C
ATOM	5826	NH1	ARG	D	356	-21.594	41.747	-43.088	1.00	33.75	N1+
ATOM	5827	NH2	ARG	D	356	-19.702	41.115	-44.234	1.00	38.20	N
ATOM	5828	N	ALA	D	357	-21.063	49.225	-45.275	1.00	52.19	N
ATOM	5829	CA	ALA	D	357	-20.312	50.385	-44.728	1.00	51.96	C
ATOM	5830	C	ALA	D	357	-20.488	50.416	-43.205	1.00	49.59	C
ATOM	5831	O	ALA	D	357	-21.630	50.463	-42.681	1.00	42.01	O
ATOM	5832	CB	ALA	D	357	-20.746	51.676	-45.377	1.00	50.84	C
ATOM	5833	N	GLY	D	358	-19.337	50.331	-42.514	1.00	49.13	N
ATOM	5834	CA	GLY	D	358	-19.258	50.350	-41.068	1.00	50.16	C
ATOM	5835	C	GLY	D	358	-18.974	51.738	-40.509	1.00	48.45	C
ATOM	5836	O	GLY	D	358	-18.112	52.465	-41.008	1.00	50.69	O
ATOM	5837	N	ILE	D	359	-19.754	52.083	-39.486	1.00	52.10	N
ATOM	5838	CA	ILE	D	359	-19.538	53.204	-38.595	1.00	60.76	C
ATOM	5839	C	ILE	D	359	-19.284	52.612	-37.197	1.00	58.67	C
ATOM	5840	O	ILE	D	359	-20.215	52.510	-36.353	1.00	52.18	O
ATOM	5841	CB	ILE	D	359	-20.753	54.164	-38.641	1.00	65.29	C
ATOM	5842	CG1	ILE	D	359	-20.784	54.959	-39.951	1.00	72.86	C
ATOM	5843	CG2	ILE	D	359	-20.798	55.098	-37.439	1.00	68.39	C
ATOM	5844	CD1	ILE	D	359	-22.112	55.645	-40.262	1.00	68.09	C
ATOM	5845	N	MET	D	360	-18.039	52.167	-36.964	1.00	50.81	N
ATOM	5846	CA	MET	D	360	-17.718	51.460	-35.720	1.00	51.71	C
ATOM	5847	C	MET	D	360	-16.335	51.845	-35.198	1.00	50.29	C

ATOM	5848	O	MET	D	360	-15.399	52.177	-35.991	1.00	40.25	O
ATOM	5849	CB	MET	D	360	-17.746	49.942	-35.921	1.00	54.67	C
ATOM	5850	CG	MET	D	360	-19.118	49.346	-35.857	1.00	49.46	C
ATOM	5851	SD	MET	D	360	-19.073	47.693	-36.522	1.00	55.96	S
ATOM	5852	CE	MET	D	360	-20.797	47.259	-36.263	1.00	55.13	C
ATOM	5853	N	GLY	D	361	-16.218	51.767	-33.858	1.00	48.44	N
ATOM	5854	CA	GLY	D	361	-14.971	52.046	-33.156	1.00	46.56	C
ATOM	5855	C	GLY	D	361	-14.478	53.452	-33.462	1.00	42.56	C
ATOM	5856	O	GLY	D	361	-15.259	54.393	-33.391	1.00	41.61	O
ATOM	5857	N	GLU	D	362	-13.204	53.571	-33.844	1.00	39.31	N
ATOM	5858	CA	GLU	D	362	-12.549	54.852	-34.007	1.00	42.45	C
ATOM	5859	C	GLU	D	362	-12.879	55.467	-35.371	1.00	44.46	C
ATOM	5860	O	GLU	D	362	-12.465	56.604	-35.629	1.00	47.32	O
ATOM	5861	CB	GLU	D	362	-11.027	54.758	-33.795	1.00	46.65	C
ATOM	5862	CG	GLU	D	362	-10.610	54.568	-32.330	1.00	48.14	C
ATOM	5863	CD	GLU	D	362	-11.275	55.494	-31.308	1.00	45.35	C
ATOM	5864	OE1	GLU	D	362	-10.629	56.456	-30.910	1.00	46.04	O
ATOM	5865	OE2	GLU	D	362	-12.440	55.249	-30.917	1.00	46.20	O1-
ATOM	5866	N	SER	D	363	-13.657	54.779	-36.215	1.00	42.25	N
ATOM	5867	CA	SER	D	363	-14.069	55.393	-37.461	1.00	42.82	C
ATOM	5868	C	SER	D	363	-15.490	55.976	-37.373	1.00	46.87	C
ATOM	5869	O	SER	D	363	-16.108	56.182	-38.406	1.00	53.18	O
ATOM	5870	CB	SER	D	363	-13.917	54.441	-38.582	1.00	46.94	C
ATOM	5871	OG	SER	D	363	-12.541	54.179	-38.826	1.00	53.51	O
ATOM	5872	N	SER	D	364	-15.955	56.315	-36.156	1.00	45.76	N
ATOM	5873	CA	SER	D	364	-17.263	56.966	-35.905	1.00	47.04	C
ATOM	5874	C	SER	D	364	-17.122	58.495	-35.772	1.00	51.75	C
ATOM	5875	O	SER	D	364	-17.472	59.091	-34.733	1.00	54.55	O
ATOM	5876	CB	SER	D	364	-17.910	56.384	-34.688	1.00	45.71	C
ATOM	5877	OG	SER	D	364	-17.876	54.965	-34.744	1.00	48.76	O
ATOM	5878	N	THR	D	365	-16.623	59.131	-36.840	1.00	48.32	N
ATOM	5879	CA	THR	D	365	-16.451	60.564	-36.907	1.00	49.86	C
ATOM	5880	C	THR	D	365	-16.966	61.045	-38.265	1.00	52.58	C



ATOM	5881	O	THR	D	365	-16.982	60.281	-39.221	1.00	47.44	O
ATOM	5882	CB	THR	D	365	-14.986	60.972	-36.667	1.00	53.35	C
ATOM	5883	CG2	THR	D	365	-14.475	60.430	-35.353	1.00	53.66	C
ATOM	5884	OG1	THR	D	365	-14.089	60.570	-37.717	1.00	45.26	O
ATOM	5885	N	LEU	D	366	-17.363	62.322	-38.326	1.00	56.19	N
ATOM	5886	CA	LEU	D	366	-17.804	62.952	-39.568	1.00	55.25	C
ATOM	5887	C	LEU	D	366	-16.651	62.913	-40.586	1.00	49.28	C
ATOM	5888	O	LEU	D	366	-16.865	62.609	-41.747	1.00	50.38	O
ATOM	5889	CB	LEU	D	366	-18.286	64.388	-39.290	1.00	54.46	C
ATOM	5890	CG	LEU	D	366	-19.579	64.534	-38.477	1.00	54.07	C
ATOM	5891	CD1	LEU	D	366	-19.913	65.996	-38.235	1.00	52.09	C
ATOM	5892	CD2	LEU	D	366	-20.757	63.856	-39.158	1.00	54.17	C
ATOM	5893	N	GLN	D	367	-15.425	63.173	-40.125	1.00	47.02	N
ATOM	5894	CA	GLN	D	367	-14.221	63.215	-40.992	1.00	46.50	C
ATOM	5895	C	GLN	D	367	-14.010	61.849	-41.677	1.00	44.23	C
ATOM	5896	O	GLN	D	367	-13.780	61.800	-42.843	1.00	51.37	O
ATOM	5897	CB	GLN	D	367	-12.981	63.667	-40.203	1.00	44.17	C
ATOM	5898	CG	GLN	D	367	-13.028	65.097	-39.666	1.00	43.90	C
ATOM	5899	CD	GLN	D	367	-13.508	65.259	-38.232	1.00	49.20	C
ATOM	5900	NE2	GLN	D	367	-13.270	66.442	-37.680	1.00	49.84	N
ATOM	5901	OE1	GLN	D	367	-14.129	64.380	-37.621	1.00	46.18	O
ATOM	5902	N	ARG	D	368	-14.076	60.746	-40.927	1.00	46.19	N
ATOM	5903	CA	ARG	D	368	-13.935	59.369	-41.463	1.00	45.94	C
ATOM	5904	C	ARG	D	368	-15.069	59.039	-42.460	1.00	45.77	C
ATOM	5905	O	ARG	D	368	-14.849	58.400	-43.518	1.00	40.32	O
ATOM	5906	CB	ARG	D	368	-13.960	58.337	-40.325	1.00	43.07	C
ATOM	5907	CG	ARG	D	368	-12.610	58.103	-39.668	1.00	43.45	C
ATOM	5908	CD	ARG	D	368	-11.661	57.215	-40.456	1.00	45.13	C
ATOM	5909	NE	ARG	D	368	-10.259	57.501	-40.129	1.00	48.19	N
ATOM	5910	CZ	ARG	D	368	-9.527	56.820	-39.243	1.00	46.63	C
ATOM	5911	NH1	ARG	D	368	-10.084	55.861	-38.520	1.00	42.98	N1+
ATOM	5912	NH2	ARG	D	368	-8.238	57.085	-39.107	1.00	40.77	N
ATOM	5913	N	VAL	D	369	-16.299	59.431	-42.124	1.00	43.28	N

ATOM	5914	CA	VAL	D	369	-17.402	59.208	-43.046	1.00	48.37	C
ATOM	5915	C	VAL	D	369	-17.149	59.957	-44.368	1.00	53.33	C
ATOM	5916	O	VAL	D	369	-17.266	59.367	-45.440	1.00	56.37	O
ATOM	5917	CB	VAL	D	369	-18.742	59.604	-42.425	1.00	46.40	C
ATOM	5918	CG1	VAL	D	369	-19.783	59.825	-43.510	1.00	48.97	C
ATOM	5919	CG2	VAL	D	369	-19.202	58.562	-41.403	1.00	46.02	C
ATOM	5920	N	ASN	D	370	-16.791	61.247	-44.270	1.00	56.12	N
ATOM	5921	CA	ASN	D	370	-16.502	62.111	-45.424	1.00	54.72	C
ATOM	5922	C	ASN	D	370	-15.369	61.501	-46.254	1.00	53.79	C
ATOM	5923	O	ASN	D	370	-15.402	61.554	-47.485	1.00	60.02	O
ATOM	5924	CB	ASN	D	370	-16.130	63.547	-45.019	1.00	51.92	C
ATOM	5925	CG	ASN	D	370	-17.315	64.367	-44.534	1.00	51.47	C
ATOM	5926	ND2	ASN	D	370	-17.070	65.292	-43.625	1.00	49.29	N
ATOM	5927	OD1	ASN	D	370	-18.450	64.168	-44.957	1.00	46.93	O
ATOM	5928	N	PHE	D	371	-14.368	60.930	-45.573	1.00	49.85	N
ATOM	5929	CA	PHE	D	371	-13.201	60.376	-46.262	1.00	51.01	C
ATOM	5930	C	PHE	D	371	-13.536	59.058	-46.992	1.00	52.78	C
ATOM	5931	O	PHE	D	371	-12.850	58.707	-47.941	1.00	48.12	O
ATOM	5932	CB	PHE	D	371	-12.039	60.117	-45.303	1.00	46.47	C
ATOM	5933	CG	PHE	D	371	-10.878	59.472	-46.015	1.00	43.81	C
ATOM	5934	CD1	PHE	D	371	-10.137	60.194	-46.931	1.00	43.65	C
ATOM	5935	CD2	PHE	D	371	-10.617	58.123	-45.867	1.00	43.86	C
ATOM	5936	CE1	PHE	D	371	-9.095	59.604	-47.623	1.00	44.40	C
ATOM	5937	CE2	PHE	D	371	-9.596	57.525	-46.582	1.00	45.30	C
ATOM	5938	CZ	PHE	D	371	-8.824	58.270	-47.443	1.00	45.83	C
ATOM	5939	N	TYR	D	372	-14.530	58.322	-46.479	1.00	54.33	N
ATOM	5940	CA	TYR	D	372	-14.999	57.075	-47.022	1.00	55.40	C
ATOM	5941	C	TYR	D	372	-15.701	57.338	-48.346	1.00	59.90	C
ATOM	5942	O	TYR	D	372	-15.397	56.679	-49.375	1.00	55.61	O
ATOM	5943	CB	TYR	D	372	-16.017	56.439	-46.082	1.00	51.39	C
ATOM	5944	CG	TYR	D	372	-16.554	55.101	-46.507	1.00	52.08	C
ATOM	5945	CD1	TYR	D	372	-15.876	53.934	-46.202	1.00	55.04	C
ATOM	5946	CD2	TYR	D	372	-17.783	54.988	-47.130	1.00	54.46	C

ATOM	5947	CE1	TYR	D	372	-16.400	52.690	-46.521	1.00	58.47	C
ATOM	5948	CE2	TYR	D	372	-18.315	53.754	-47.472	1.00	54.51	C
ATOM	5949	CZ	TYR	D	372	-17.619	52.598	-47.169	1.00	56.59	C
ATOM	5950	OH	TYR	D	372	-18.133	51.378	-47.491	1.00	48.68	O
ATOM	5951	N	LEU	D	373	-16.644	58.291	-48.295	1.00	54.56	N
ATOM	5952	CA	LEU	D	373	-17.437	58.674	-49.472	1.00	52.88	C
ATOM	5953	C	LEU	D	373	-16.502	59.155	-50.591	1.00	50.70	C
ATOM	5954	O	LEU	D	373	-16.554	58.676	-51.723	1.00	46.82	O
ATOM	5955	CB	LEU	D	373	-18.428	59.759	-49.062	1.00	49.21	C
ATOM	5956	CG	LEU	D	373	-19.573	59.291	-48.166	1.00	48.36	C
ATOM	5957	CD1	LEU	D	373	-20.286	60.481	-47.547	1.00	50.96	C
ATOM	5958	CD2	LEU	D	373	-20.558	58.439	-48.944	1.00	47.09	C
ATOM	5959	N	TYR	D	374	-15.608	60.079	-50.242	1.00	48.21	N
ATOM	5960	CA	TYR	D	374	-14.648	60.581	-51.179	1.00	49.45	C
ATOM	5961	C	TYR	D	374	-13.956	59.399	-51.893	1.00	52.10	C
ATOM	5962	O	TYR	D	374	-13.794	59.425	-53.126	1.00	57.22	O
ATOM	5963	CB	TYR	D	374	-13.658	61.534	-50.496	1.00	45.15	C
ATOM	5964	CG	TYR	D	374	-12.442	61.816	-51.349	1.00	45.29	C
ATOM	5965	CD1	TYR	D	374	-12.470	62.788	-52.336	1.00	47.67	C
ATOM	5966	CD2	TYR	D	374	-11.276	61.077	-51.218	1.00	43.68	C
ATOM	5967	CE1	TYR	D	374	-11.364	63.048	-53.130	1.00	46.21	C
ATOM	5968	CE2	TYR	D	374	-10.164	61.310	-52.014	1.00	45.50	C
ATOM	5969	CZ	TYR	D	374	-10.209	62.297	-52.986	1.00	48.91	C
ATOM	5970	OH	TYR	D	374	-9.133	62.539	-53.797	1.00	48.68	O
ATOM	5971	N	ALA	D	375	-13.522	58.388	-51.121	1.00	51.07	N
ATOM	5972	CA	ALA	D	375	-12.629	57.308	-51.611	1.00	52.09	C
ATOM	5973	C	ALA	D	375	-13.446	56.261	-52.374	1.00	46.44	C
ATOM	5974	O	ALA	D	375	-12.978	55.718	-53.339	1.00	50.93	O
ATOM	5975	CB	ALA	D	375	-11.855	56.674	-50.477	1.00	52.32	C
ATOM	5976	N	PHE	D	376	-14.670	56.010	-51.922	1.00	47.26	N
ATOM	5977	CA	PHE	D	376	-15.671	55.265	-52.691	1.00	55.80	C
ATOM	5978	C	PHE	D	376	-15.819	55.874	-54.092	1.00	55.51	C
ATOM	5979	O	PHE	D	376	-15.573	55.192	-55.091	1.00	56.27	O

ATOM	5980	CB	PHE	D	376	-17.002	55.259	-51.938	1.00	58.83	C
ATOM	5981	CG	PHE	D	376	-18.051	54.324	-52.470	1.00	62.98	C
ATOM	5982	CD1	PHE	D	376	-17.744	53.308	-53.362	1.00	66.95	C
ATOM	5983	CD2	PHE	D	376	-19.357	54.427	-52.018	1.00	70.73	C
ATOM	5984	CE1	PHE	D	376	-18.730	52.443	-53.810	1.00	68.52	C
ATOM	5985	CE2	PHE	D	376	-20.343	53.560	-52.467	1.00	68.81	C
ATOM	5986	CZ	PHE	D	376	-20.027	52.572	-53.365	1.00	65.01	C
ATOM	5987	N	LYS	D	377	-16.170	57.168	-54.139	1.00	60.97	N
ATOM	5988	CA	LYS	D	377	-16.377	57.931	-55.390	1.00	64.93	C
ATOM	5989	C	LYS	D	377	-15.163	57.769	-56.304	1.00	59.87	C
ATOM	5990	O	LYS	D	377	-15.294	57.361	-57.435	1.00	62.29	O
ATOM	5991	CB	LYS	D	377	-16.591	59.429	-55.125	1.00	73.66	C
ATOM	5992	CG	LYS	D	377	-16.932	60.260	-56.360	1.00	76.92	C
ATOM	5993	CD	LYS	D	377	-18.032	61.294	-56.143	1.00	80.89	C
ATOM	5994	CE	LYS	D	377	-18.206	62.247	-57.313	1.00	80.02	C
ATOM	5995	NZ	LYS	D	377	-18.922	63.484	-56.907	1.00	78.07	N1+
ATOM	5996	N	GLU	D	378	-13.977	58.098	-55.782	1.00	57.20	N
ATOM	5997	CA	GLU	D	378	-12.784	58.095	-56.568	1.00	53.75	C
ATOM	5998	C	GLU	D	378	-12.508	56.672	-57.070	1.00	60.12	C
ATOM	5999	O	GLU	D	378	-11.861	56.490	-58.122	1.00	57.61	O
ATOM	6000	CB	GLU	D	378	-11.622	58.655	-55.751	1.00	51.89	C
ATOM	6001	CG	GLU	D	378	-11.689	60.159	-55.578	1.00	58.46	C
ATOM	6002	CD	GLU	D	378	-11.749	60.959	-56.875	1.00	57.53	C
ATOM	6003	OE1	GLU	D	378	-10.794	60.855	-57.693	1.00	50.38	O
ATOM	6004	OE2	GLU	D	378	-12.771	61.662	-57.072	1.00	52.04	O1-
ATOM	6005	N	SER	D	379	-12.975	55.676	-56.305	1.00	59.67	N
ATOM	6006	CA	SER	D	379	-12.687	54.272	-56.576	1.00	62.49	C
ATOM	6007	C	SER	D	379	-13.654	53.754	-57.652	1.00	53.27	C
ATOM	6008	O	SER	D	379	-13.225	53.113	-58.584	1.00	51.61	O
ATOM	6009	CB	SER	D	379	-12.703	53.435	-55.292	1.00	61.10	C
ATOM	6010	OG	SER	D	379	-11.502	53.608	-54.540	1.00	47.43	O
ATOM	6011	N	LEU	D	380	-14.941	54.062	-57.522	1.00	51.11	N
ATOM	6012	CA	LEU	D	380	-15.908	53.828	-58.611	1.00	63.58	C

ATOM	6013	C	LEU	D	380	-15.326	54.303	-59.948	1.00	64.44	C
ATOM	6014	O	LEU	D	380	-15.105	53.499	-60.863	1.00	61.16	O
ATOM	6015	CB	LEU	D	380	-17.198	54.603	-58.321	1.00	64.69	C
ATOM	6016	CG	LEU	D	380	-18.338	53.800	-57.704	1.00	70.25	C
ATOM	6017	CD1	LEU	D	380	-19.526	54.703	-57.431	1.00	70.47	C
ATOM	6018	CD2	LEU	D	380	-18.752	52.651	-58.608	1.00	67.82	C
ATOM	6019	N	LYS	D	381	-15.079	55.620	-60.010	1.00	62.48	N
ATOM	6020	CA	LYS	D	381	-14.754	56.380	-61.217	1.00	62.63	C
ATOM	6021	C	LYS	D	381	-13.530	55.790	-61.910	1.00	60.41	C
ATOM	6022	O	LYS	D	381	-13.563	55.576	-63.104	1.00	76.32	O
ATOM	6023	CB	LYS	D	381	-14.479	57.854	-60.888	1.00	64.31	C
ATOM	6024	CG	LYS	D	381	-15.698	58.668	-60.476	1.00	66.05	C
ATOM	6025	CD	LYS	D	381	-15.359	60.047	-59.930	1.00	73.07	C
ATOM	6026	CE	LYS	D	381	-14.440	60.862	-60.819	1.00	73.58	C
ATOM	6027	NZ	LYS	D	381	-14.415	62.279	-60.386	1.00	75.24	N1+
ATOM	6028	N	ALA	D	382	-12.464	55.546	-61.148	1.00	58.70	N
ATOM	6029	CA	ALA	D	382	-11.183	55.072	-61.697	1.00	71.66	C
ATOM	6030	C	ALA	D	382	-11.308	53.674	-62.325	1.00	77.08	C
ATOM	6031	O	ALA	D	382	-10.487	53.343	-63.204	1.00	69.04	O
ATOM	6032	CB	ALA	D	382	-10.115	55.063	-60.629	1.00	75.66	C
ATOM	6033	N	THR	D	383	-12.273	52.862	-61.845	1.00	71.29	N
ATOM	6034	CA	THR	D	383	-12.440	51.478	-62.279	1.00	65.97	C
ATOM	6035	C	THR	D	383	-13.668	51.336	-63.180	1.00	75.77	C
ATOM	6036	O	THR	D	383	-13.872	50.267	-63.732	1.00	78.41	O
ATOM	6037	CB	THR	D	383	-12.533	50.494	-61.100	1.00	63.41	C
ATOM	6038	CG2	THR	D	383	-11.184	50.252	-60.454	1.00	60.55	C
ATOM	6039	OG1	THR	D	383	-13.469	50.937	-60.115	1.00	51.42	O
ATOM	6040	N	HIS	D	384	-14.470	52.404	-63.323	1.00	84.46	N
ATOM	6041	CA	HIS	D	384	-15.700	52.395	-64.151	1.00	82.52	C
ATOM	6042	C	HIS	D	384	-15.962	53.774	-64.762	1.00	87.38	C
ATOM	6043	O	HIS	D	384	-16.749	54.545	-64.212	1.00	83.24	O
ATOM	6044	CB	HIS	D	384	-16.904	51.940	-63.309	1.00	76.04	C
ATOM	6045	CG	HIS	D	384	-16.743	50.594	-62.681	1.00	76.66	C

ATOM	6046	CD2	HIS	D	384	-17.263	49.389	-62.999	1.00	78.73	C
ATOM	6047	ND1	HIS	D	384	-15.969	50.392	-61.558	1.00	74.31	N
ATOM	6048	CE1	HIS	D	384	-16.018	49.123	-61.215	1.00	71.10	C
ATOM	6049	NE2	HIS	D	384	-16.802	48.486	-62.080	1.00	73.04	N
ATOM	6050	N	PRO	D	385	-15.320	54.140	-65.902	1.00	94.34	N
ATOM	6051	CA	PRO	D	385	-15.643	55.386	-66.614	1.00	92.03	C
ATOM	6052	C	PRO	D	385	-17.141	55.577	-66.941	1.00	92.74	C
ATOM	6053	O	PRO	D	385	-17.578	55.159	-68.008	1.00	74.06	O
ATOM	6054	CB	PRO	D	385	-14.826	55.256	-67.911	1.00	89.84	C
ATOM	6055	CG	PRO	D	385	-13.642	54.390	-67.523	1.00	94.27	C
ATOM	6056	CD	PRO	D	385	-14.207	53.401	-66.526	1.00	95.68	C
ATOM	6057	N	ASP	D	386	-17.904	56.206	-66.021	1.00	97.82	N
ATOM	6058	CA	ASP	D	386	-19.390	56.325	-66.100	1.00	91.71	C
ATOM	6059	C	ASP	D	386	-19.919	57.242	-64.982	1.00	85.56	C
ATOM	6060	O	ASP	D	386	-19.177	58.010	-64.361	1.00	83.97	O
ATOM	6061	CB	ASP	D	386	-20.079	54.955	-66.001	1.00	93.24	C
ATOM	6062	CG	ASP	D	386	-19.733	53.942	-67.092	1.00	93.28	C
ATOM	6063	OD1	ASP	D	386	-20.167	54.131	-68.248	1.00	84.85	O
ATOM	6064	OD2	ASP	D	386	-19.036	52.948	-66.776	1.00	94.39	O1-
TER	6065		ASP	D	386						
HETATM	6066	P	PLP	D	401	-17.794	36.932	-34.600	1.00	54.82	P
HETATM	6067	O1P	PLP	D	401	-18.037	35.509	-34.172	1.00	47.24	O
HETATM	6068	O2P	PLP	D	401	-17.068	37.705	-33.535	1.00	58.27	O1-
HETATM	6069	O3P	PLP	D	401	-17.179	37.125	-35.998	1.00	46.01	O
HETATM	6070	O4P	PLP	D	401	-19.224	37.681	-34.554	1.00	49.11	O
HETAT	6071	N1	PLP	D	401	-23.811	38.696	-34.781	1.00	46.22	N
HETATM	6072	C2	PLP	D	401	-23.738	39.901	-35.408	1.00	50.02	C
HETATM	6073	C2A	PLP	D	401	-24.946	40.820	-35.456	1.00	53.20	C
HETATM	6074	C3	PLP	D	401	-22.473	40.338	-36.048	1.00	48.15	C
HETATM	6075	O3	PLP	D	401	-22.403	41.548	-36.676	1.00	48.26	O
HETATM	6076	C4	PLP	D	401	-21.297	39.438	-36.015	1.00	50.52	C
HETATM	6077	C4A	PLP	D	401	-20.012	39.886	-36.656	1.00	55.99	C
HETATM	6078	C5	PLP	D	401	-21.503	38.135	-35.293	1.00	50.43	C

HETATM	6079	C5A	PLP	D	401	-20.388	37.094	-35.156	1.00	49.61	C
HETATM	6080	C6	PLP	D	401	-22.758	37.852	-34.720	1.00	49.14	C
END											
CONNECT	1575	3033									
CONNECT	3022	3023	3024								
CONNECT	3022	3025									
CONNECT	3022	3025									
CONNECT	3022	3026									
CONNECT	3023	3022									
CONNECT	3024	3022									
CONNECT	3025	3022									
CONNECT	3025	3022									
CONNECT	3026	3022	3035								
CONNECT	3027	3028									
CONNECT	3027	3028									
CONNECT	3027	3028									
CONNECT	3027	3028									
CONNECT	3027	3036									
CONNECT	3027	3036									
CONNECT	3027	3036									
CONNECT	3027	3036									
CONNECT	3027	3036									
CONNECT	3028	3027									
CONNECT	3028	3027									
CONNECT	3028	3027									
CONNECT	3028	3027									
CONNECT	3028	3029									
CONNECT	3028	3030									
CONNECT	3028	3030									
CONNECT	3028	3030									
CONNECT	3028	3030									
CONNECT	3029	3028									
CONNECT	3030	3028									
CONNECT	3030	3028									

CONNECT 3030 3028  
CONNECT 3030 3028  
CONNECT 3030 3031  
CONNECT 3030 3032  
CONNECT 3030 3032  
CONNECT 3030 3032  
CONNECT 3030 3032  
CONNECT 3031 3030  
CONNECT 3032 3030  
CONNECT 3032 3030  
CONNECT 3032 3030  
CONNECT 3032 3030  
CONNECT 3032 3033  
CONNECT 3032 3034  
CONNECT 3032 3034  
CONNECT 3032 3034  
CONNECT 3032 3034  
CONNECT 3033 1575 3032  
CONNECT 3034 3032  
CONNECT 3034 3032  
CONNECT 3034 3032  
CONNECT 3034 3032  
CONNECT 3034 3035  
CONNECT 3034 3036  
CONNECT 3034 3036  
CONNECT 3034 3036  
CONNECT 3034 3036  
CONNECT 3035 3026 3034  
CONNECT 3036 3027  
CONNECT 3036 3027  
CONNECT 3036 3027  
CONNECT 3036 3027  
CONNECT 3036 3027  
CONNECT 3036 3034



CONNECT 3036 3034  
CONNECT 3036 3034  
CONNECT 3036 3034  
CONNECT 4611 6077  
CONNECT 6066 6067 6068  
CONNECT 6066 6069  
CONNECT 6066 6069  
CONNECT 6066 6070  
CONNECT 6067 6066  
CONNECT 6068 6066  
CONNECT 6069 6066  
CONNECT 6069 6066  
CONNECT 6070 6066 6079  
CONNECT 6071 6072  
CONNECT 6071 6072  
CONNECT 6071 6072  
CONNECT 6071 6072  
CONNECT 6071 6080  
CONNECT 6071 6080  
CONNECT 6071 6080  
CONNECT 6071 6080  
CONNECT 6072 6071  
CONNECT 6072 6071  
CONNECT 6072 6071  
CONNECT 6072 6071  
CONNECT 6072 6073  
CONNECT 6072 6074  
CONNECT 6072 6074  
CONNECT 6072 6074  
CONNECT 6072 6074  
CONNECT 6073 6072  
CONNECT 6074 6072  
CONNECT 6074 6072

CONNECT 6074 6072  
CONNECT 6074 6072  
CONNECT 6074 6075  
CONNECT 6074 6076  
CONNECT 6074 6076  
CONNECT 6074 6076  
CONNECT 6075 6074  
CONNECT 6076 6074  
CONNECT 6076 6074  
CONNECT 6076 6074  
CONNECT 6076 6074  
CONNECT 6076 6077  
CONNECT 6076 6078  
CONNECT 6076 6078  
CONNECT 6076 6078  
CONNECT 6076 6078  
CONNECT 6077 4611 6076  
CONNECT 6078 6076  
CONNECT 6078 6076  
CONNECT 6078 6076  
CONNECT 6078 6076  
CONNECT 6078 6079  
CONNECT 6078 6080  
CONNECT 6078 6080  
CONNECT 6078 6080  
CONNECT 6078 6080  
CONNECT 6079 6070 6078  
CONNECT 6080 6071  
CONNECT 6080 6071  
CONNECT 6080 6071  
CONNECT 6080 6071  
CONNECT 6080 6078

CONNECT 6080 6078  
CONNECT 6080 6078  
CONNECT 6080 6078  
END

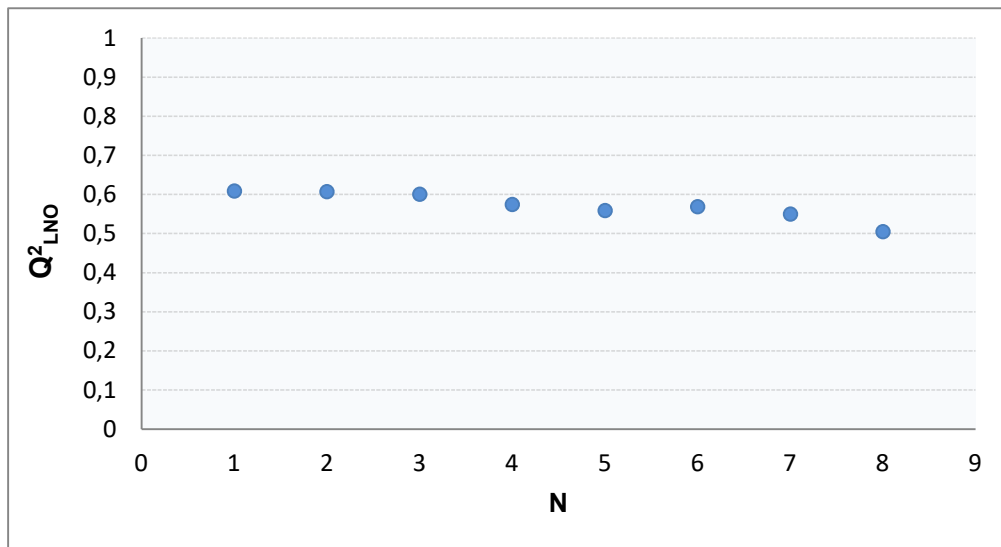


QSAR

“Leave-N-Out” Cross Validation

0,608273	0,608273	0,608273	0,608273	0,608273	0,608273	0,608273	0,608273	0,608273	0,608273	0,608273
0,581904	0,616446	0,597623	0,61217	0,630716	0,629799	0,607343	0,602562	0,580299	0,607537	0,60664
0,607811	0,552917	0,556211	0,631025	0,620883	0,617015	0,603128	0,570232	0,634198	0,610809	0,600423
0,484199	0,536605	0,605827	0,548813	0,557491	0,558146	0,60994	0,626824	0,587406	0,62675	0,5742
0,437665	0,538183	0,438924	0,574526	0,60754	0,568051	0,511475	0,665014	0,599328	0,646778	0,558748
0,594698	0,573302	0,48796	0,616658	0,518724	0,616694	0,514392	0,507362	0,650272	0,60679	0,568685
0,551093	0,623575	0,572385	0,565126	0,341361	0,559457	0,53023	0,549799	0,661785	0,539292	0,54941
0,257754	0,432299	0,545004	0,606888	0,453611	0,554256	0,567427	0,521926	0,58613	0,518621	0,504392

- 1 0,608273
- 2 0,60664
- 3 0,600423
- 4 0,5742
- 5 0,558748
- 6 0,568685
- 7 0,54941
- 8 0,504392



QSAR  
Descriptors from Dragon

No.	NAME	MW	AMW	Sv	Mv	Me	Mp	Mi	nTA	nBM	SCBO	RBN	
1	4a_docked.pdb	217,22	8,6888	17,031	0,68124	1,031124	0,681592	1,12312		2	13	24,5	4
2	4e_docked.pdb	231,25	8,258929	18,5578	0,662779	1,023632	0,671471	1,124757		3	13	25,5	4
3	4d_docked.pdb	296,11	11,8444	18,0562	0,722248	1,040288	0,735684	1,116784		3	13	25,5	4
4	4b_docked.pdb	247,25	8,525862	19,2726	0,664572	1,034103	0,66399	1,127676		3	13	26,5	5
5	4j_docked.pdb	251,66	10,0664	17,8585	0,71434	1,044072	0,715908	1,12088		3	13	25,5	4
6	4l_docked.pdb	247,25	8,525862	19,2726	0,664572	1,034103	0,66399	1,127676		3	13	26,5	5
7	4g_docked.pdb	235,21	9,4084	17,4143	0,696572	1,051632	0,679092	1,136708		3	13	25,5	4
8	4m_docked.pdb	231,25	8,258929	18,5578	0,662779	1,023632	0,671471	1,124757		3	13	25,5	4
9	4k_docked.pdb	261,23	9,329643	19,4606	0,695021	1,051168	0,676743	1,124886		2	13	28,5	4
10	4i_docked.pdb	262,22	9,711852	18,9552	0,702044	1,061144	0,673819	1,132589		4	15	29,5	5
11	4p_docked.pdb	262,22	9,711852	18,9552	0,702044	1,061144	0,673819	1,132589		4	15	29,5	5
12	4h_docked.pdb	285,22	10,18643	19,7077	0,703846	1,078564	0,664775	1,161154		5	13	28,5	4
13	4c_docked.pdb	286,1	11,444	18,686	0,74744	1,05702	0,750224	1,11864		4	13	26,5	4
14	4n_docked.pdb	207,18	9,417273	15,219	0,691773	1,055536	0,669677	1,130555		2	12	23	4
15	4o_docked.pdb	223,25	10,14773	15,6913	0,713241	1,044132	0,723914	1,1174		2	12	23	4
16	4f_docked.pdb	231,25	8,258929	18,5578	0,662779	1,023632	0,671471	1,124757		3	13	25,5	4
17	4q_docked.pdb	235,21	9,4084	17,4143	0,696572	1,051632	0,679092	1,136708		3	13	25,5	4
18	4r_docked.pdb	296,11	11,8444	18,0562	0,722248	1,040288	0,735684	1,116784		3	13	25,5	4
19	4s_docked.pdb	251,66	10,0664	17,8585	0,71434	1,044072	0,715908	1,12088		3	13	25,5	4
20	6a_docked.pdb	231,25	8,258929	18,5578	0,662779	1,023632	0,671471	1,124757		2	13	25,5	5
21	6b_docked.pdb	261,28	8,165	20,7994	0,649981	1,027269	0,656784	1,128681		3	13	27,5	6
22	6c_docked.pdb	300,13	10,71893	20,2128	0,721886	1,046754	0,73275	1,120757		4	13	27,5	5
23	6d_docked.pdb	310,14	11,07643	19,583	0,699393	1,031814	0,719768	1,1191		3	13	26,5	5
24	6e_docked.pdb	245,28	7,912258	20,0846	0,64789	1,01759	0,66331	1,126077		3	13	26,5	5
25	6f_docked.pdb	245,28	7,912258	20,0846	0,64789	1,01759	0,66331	1,126077		3	13	26,5	5
26	6g_docked.pdb	281,31	8,273824	23,0846	0,678959	1,016038	0,693018	1,114953		2	18	33	5
27	6h_docked.pdb	299,25	9,653226	21,2345	0,684984	1,067206	0,657261	1,158952		5	13	29,5	5
28	6i_docked.pdb	357,14	12,755	19,8746	0,709807	1,0261	0,766439	1,114779		3	13	26,5	5
29	6j_docked.pdb	265,69	9,488929	19,3853	0,692332	1,035193	0,702111	1,122757		3	13	26,5	5
30	6k_docked.pdb	275,26	8,879355	20,9874	0,677013	1,042461	0,668071	1,126194		2	13	29,5	5



RBF	nDB	nAB	nH	nO	nF	nCL	nBR	nHM	nHet	nX	C%	N%	O%	nCsp3	
0,153846	2	11	11	9	3	0	0	0	0	5	0	44	8	12	2
0,137931	2	11	11	11	3	0	0	0	0	5	0	42,85714	7,142857	10,71429	3
0,153846	2	11	11	8	3	0	0	1	1	6	1	44	8	12	2
0,166667	2	11	11	11	4	0	0	0	0	6	0	41,37931	6,896552	13,7931	3
0,153846	2	11	11	8	3	0	1	0	1	6	1	44	8	12	2
0,166667	2	11	11	11	4	0	0	0	0	6	0	41,37931	6,896552	13,7931	3
0,153846	2	11	11	8	3	1	0	0	0	6	1	44	8	12	2
0,137931	2	11	11	11	3	0	0	0	0	5	0	42,85714	7,142857	10,71429	3
0,133333	2	11	11	9	5	0	0	0	0	7	0	42,85714	7,142857	17,85714	3
0,178571	4	11	11	8	5	0	0	0	0	8	0	40,74074	11,11111	18,51852	2
0,178571	4	11	11	8	5	0	0	0	0	8	0	40,74074	11,11111	18,51852	2
0,137931	2	11	11	8	3	3	0	0	0	8	3	42,85714	7,142857	10,71429	3
0,153846	2	11	11	7	3	0	2	0	2	7	2	44	8	12	2
0,173913	2	10	10	7	4	0	0	0	0	6	0	40,90909	9,090909	18,18182	2
0,173913	2	10	10	7	3	0	0	0	1	6	0	40,90909	9,090909	13,63636	2
0,137931	2	11	11	11	3	0	0	0	0	5	0	42,85714	7,142857	10,71429	3
0,153846	2	11	11	8	3	1	0	0	0	6	1	44	8	12	2
0,153846	2	11	11	8	3	0	0	1	1	6	1	44	8	12	2
0,153846	2	11	11	8	3	0	1	0	1	6	1	44	8	12	2
0,172414	2	11	11	11	3	0	0	0	0	5	0	42,85714	7,142857	10,71429	3
0,181818	2	11	11	13	4	0	0	0	0	6	0	40,625	6,25	12,5	4
0,172414	2	11	11	9	3	0	2	0	2	7	2	42,85714	7,142857	10,71429	3
0,172414	2	11	11	10	3	0	0	1	1	6	1	42,85714	7,142857	10,71429	3
0,15625	2	11	11	13	3	0	0	0	0	5	0	41,93548	6,451613	9,677419	4
0,15625	2	11	11	13	3	0	0	0	0	5	0	41,93548	6,451613	9,677419	4
0,138889	2	16	16	13	3	0	0	0	0	5	0	47,05882	5,882353	8,823529	3
0,15625	2	11	11	10	3	3	0	0	0	8	3	41,93548	6,451613	9,677419	4
0,172414	2	11	11	10	3	0	0	0	1	6	1	42,85714	7,142857	10,71429	3
0,172414	2	11	11	10	3	0	1	0	1	6	1	42,85714	7,142857	10,71429	3
0,151515	2	11	11	11	5	0	0	0	0	7	0	41,93548	6,451613	16,12903	4

nCIC	MCD	nR05	nR06	nR09	ARR	ZM1Kup	Qindex	DBI	Ram	BLI	PJI2	ICR	S2K	S3K	
2	0,6875	1	1	1	0	0,647059	317,4968	10	2,54951	4	0,852981	1	2,483459	4,68873	2,756226
2	0,647059	1	1	1	0	0,611111	325,4968	11	2,645751	5	0,87404	0,833333	2,571319	4,896962	2,988493
2	0,647059	1	1	1	0	0,611111	344,1513	11	2,645751	5	0,95437	0,833333	2,571319	5,215654	3,223022
2	0,611111	1	1	1	0	0,578947	373,2324	11	2,828427	5	0,845781	1	2,710777	5,539971	3,237486
2	0,647059	1	1	1	0	0,611111	351,7002	11	2,645751	5	0,885198	0,833333	2,571319	5,085761	3,127134
2	0,611111	1	1	1	0	0,578947	373,2324	11	2,828427	5	0,845781	0,833333	2,584963	5,539971	3,237486
2	0,647059	1	1	1	0	0,611111	411,6079	11	2,645751	5	0,822204	0,833333	2,571319	4,854343	2,957319
2	0,647059	1	1	1	0	0,611111	325,4968	11	2,645751	5	0,875037	1	2,469241	4,896962	2,771325
3	0,736842	2	1	1	1	0,52381	430,9679	15	2,738613	6	0,806644	0,833333	2,575589	4,899277	2,535413
2	0,578947	1	1	1	0	0,55	448,613	12	3,162278	6	0,799949	1	2,694781	5,484649	3,28584
2	0,578947	1	1	1	0	0,55	448,613	12	3,162278	6	0,799949	0,833333	2,575589	5,484649	3,28584
2	0,55	1	1	1	0	0,52381	601,8302	14	3,605551	7	0,794455	1	2,665957	5,437943	3,662329
2	0,611111	1	1	1	0	0,578947	385,9036	12	2,738613	6	0,914969	0,833333	2,584963	5,484649	3,301361
2	0,666667	2	0	0	0	0,625	347,2324	10	2,54951	4	0,809633	0,8	2,289246	4,173326	2,373515
2	0,666667	2	0	0	0	0,625	318,3572	10	2,54951	4	0,974568	0,8	2,289246	4,428867	2,5528
2	0,647059	1	1	1	0	0,611111	325,4968	11	2,645751	5	0,87404	1	2,469241	4,896962	2,988493
2	0,647059	1	1	1	0	0,611111	411,6079	11	2,645751	5	0,823201	1	2,469241	4,854343	2,741909
2	0,647059	1	1	1	0	0,611111	344,1513	11	2,645751	5	0,95437	1	2,469241	5,215654	3,223022
2	0,647059	1	1	1	0	0,611111	351,7002	11	2,645751	5	0,886195	1	2,469241	5,085761	2,902225
2	0,647059	1	1	1	0	0,611111	321,4968	10	2,738613	4	0,888926	0,833333	2,571319	5,374142	3,232225
2	0,578947	1	1	1	0	0,55	377,2324	11	3	5	0,878492	0,857143	2,786115	6,231744	3,715693
2	0,578947	1	1	1	0	0,55	389,9036	12	2,915476	6	0,94422	1	2,720583	6,153613	3,771185
2	0,611111	1	1	1	0	0,578947	348,1513	11	2,828427	5	0,983088	1	2,710777	5,896591	3,749829
2	0,611111	1	1	1	0	0,578947	329,4968	11	2,828427	5	0,906985	1	2,710777	5,566504	3,501815
2	0,611111	1	1	1	0	0,578947	329,4968	11	2,828427	5	0,906985	0,833333	2,557728	5,566504	3,501815
3	0,714286	1	2	1	0	0,695652	371,4968	15	2,915476	6	0,879684	1	2,701376	5,861531	2,987199
2	0,52381	1	1	1	0	0,5	605,8302	14	3,741657	7	0,826526	0,857143	2,743308	6,068597	4,139496
2	0,611111	1	1	1	0	0,578947	343,1453	11	2,828427	5	1,028206	1	2,710777	6,068079	3,879575
2	0,611111	1	1	1	0	0,578947	355,7002	11	2,828427	5	0,917556	1	2,710777	5,762147	3,648534
3	0,7	2	1	1	1	0,5	434,9679	15	2,915476	6	0,83816	1	2,708695	5,510553	2,936824

MAXDP	Psi_i_A	LOC	X2v	X4v	X3sol	X4sol	AAC	IDDE	Ges	rGes	IC1	IC2	IC3	BIC2
3,24845	2,697917	1,375	3,249757	1,269883	5,05055	3,978581	1,710338	3,625	13	0,8125	3,235085	3,509275	3,973661	0,692699
3,285927	2,637255	1,403374	3,749757	1,385291	5,461234	4,130277	1,670634	3,734522	14	0,823529	3,39123	3,851823	4,137538	0,742188
3,280718	2,681373	1,403374	4,3063	1,545951	6,038584	4,463611	1,891511	3,734522	14	0,823529	3,523856	3,763856	4,083856	0,742951
3,305096	2,685185	1,478028	3,612233	1,422749	5,869482	4,440895	1,717522	3,836592	15	0,833333	3,490688	3,935399	4,211261	0,752636
3,271266	2,761438	1,403374	3,82706	1,407607	5,749909	4,296944	1,891511	3,734522	14	0,823529	3,523856	3,763856	4,083856	0,742951
3,315431	2,685185	1,478028	3,615687	1,444819	5,801441	4,504522	1,717522	3,947703	17	0,944444	3,490688	4,07333	4,487123	0,779015
4,680756	2,990196	1,403374	3,390624	1,281619	5,05055	3,978581	1,891511	3,734522	14	0,823529	3,523856	3,763856	4,083856	0,742951
3,302565	2,637255	1,403374	3,698653	1,498592	5,517378	4,37899	1,670634	3,969816	15	0,882353	3,39123	3,923252	4,351823	0,755951
3,345964	2,684211	1,236188	3,951772	1,718288	6,730964	5,540008	1,765979	3,932138	18	0,947368	3,628085	4,066109	4,450212	0,777634
3,496129	3,096491	1,48586	3,687715	1,414876	6,160026	4,656061	1,850507	3,681881	15	0,789474	3,643776	3,865999	4,162295	0,739364
3,636227	3,096491	1,48586	3,69117	1,441223	6,098858	4,67346	1,850507	3,681881	17	0,894737	3,643776	4,014147	4,458591	0,767697
4,390911	3,404167	1,480482	3,958841	1,49094	5,461234	4,130277	2,002736	3,584184	15	0,75	3,637538	3,851823	4,137538	0,742188
3,298475	2,817901	1,408856	4,32702	1,615969	6,954016	4,776431	1,985451	4,058814	17	0,944444	3,623465	3,893661	4,323856	0,768573
3,188609	2,844444	1,429423	2,861033	1,071279	4,80055	3,801804	1,814849	2,656565	14	0,933333	3,606937	3,913977	4,186704	0,797649
3,209185	2,733333	1,429423	3,808727	1,720478	5,481737	4,446463	1,962354	2,656565	14	0,933333	3,606937	3,913977	4,186704	0,797649
3,293105	2,637255	1,403374	3,753211	1,466812	5,377677	4,282191	1,670634	3,969816	15	0,882353	3,39123	3,99468	4,423252	0,769714
5,372868	2,990196	1,403374	3,363578	1,317354	5,05055	3,978581	1,891511	3,969816	16	0,941176	3,523856	3,843856	4,323856	0,758742
3,286907	2,681373	1,403374	4,309754	1,709467	5,902055	4,789065	1,891511	3,969816	16	0,941176	3,523856	3,923856	4,403856	0,774534
3,281454	2,761438	1,403374	3,770778	1,537603	5,875792	4,700469	1,891511	3,969816	16	0,941176	3,523856	3,843856	4,323856	0,758742
3,238448	2,627451	1,565426	3,60331	1,44484	5,292132	4,22432	1,670634	3,219528	14	0,823529	3,281317	3,722907	4,137538	0,717347
3,286983	2,622807	1,656656	3,965786	1,597705	6,111064	4,686633	1,680893	3,932138	15	0,789474	3,483459	4,10141	4,35141	0,768076
3,280673	2,748538	1,591124	4,680573	1,790926	7,195598	5,02217	1,939363	4,142664	17	0,894737	3,628085	4,066109	4,450212	0,783477
3,26591	2,615741	1,58914	4,659853	1,720908	6,280166	4,70935	1,843294	3,725481	15	0,833333	3,539149	3,950212	4,235926	0,761146
3,270348	2,574074	1,58914	4,10331	1,560248	5,702816	4,376016	1,632702	3,725481	14	0,777778	3,388734	4,026619	4,284684	0,759198
3,275925	2,574074	1,58914	4,106765	1,641768	5,619259	4,52793	1,632702	3,725481	16	0,888889	3,388734	4,155652	4,542748	0,783526
3,384888	2,47619	1,368868	4,763994	2,270157	7,211321	6,15299	1,591563	4,106603	19	0,904762	3,298853	3,876838	4,454822	0,701873
4,427914	3,313492	1,65266	4,312394	1,665897	5,702816	4,376016	1,959526	3,748995	16	0,761905	3,655336	4,026619	4,284684	0,759198
3,269638	2,580741	1,58914	4,98981	1,816158	6,568841	4,876016	1,843294	3,725481	15	0,833333	3,539149	3,950212	4,235926	0,761146
3,257856	2,691358	1,58914	4,180614	1,582563	5,991491	4,542683	1,843294	3,725481	15	0,833333	3,539149	3,950212	4,235926	0,761146
3,321077	2,625	1,412675	4,305325	1,893245	6,972546	5,785747	1,735838	4,221928	18	0,9	3,615171	4,220168	4,5671	0,790316

BIC3	SpPosA_A	VE1_A	VE1sign_A	VE3sign_A	J_D	VE1sign_D	VE3sign_D	TI2_L	SpMax_L	SpMAD_L	SpMAD_X	VE1_X	VE2_X	VE3_X
0,784365	0,642907	3,247545	0,001939	-4,33991	1,697151	0,130136	-1,41696	3,425003	4,834669	1,414279	0,598004	3,545482	0,221593	0,87948
0,79724	0,629521	3,324175	0,101759	-1,68713	1,699982	0,11033	-1,62742	3,51921	4,85577	1,427051	0,585084	3,465271	0,203839	0,917553
0,806116	0,629521	3,324175	0,101759	-1,68713	1,699982	0,11033	-1,62742	3,51921	4,85577	1,427051	0,585084	3,465271	0,203839	0,917553
0,805394	0,639073	3,398723	0,053744	-2,2854	1,68951	0,074666	-2,02838	3,645878	4,861636	1,414269	0,604533	3,487753	0,193764	0,976582
0,806116	0,629521	3,324175	0,101759	-1,68713	1,699982	0,11033	-1,62742	3,51921	4,85577	1,427051	0,585084	3,465271	0,203839	0,917553
0,858152	0,63878	3,384234	0,074009	-2,03529	1,73828	0,140857	-1,5322	3,60197	4,884538	1,413347	0,603887	3,505342	0,194741	0,980515
0,806116	0,629521	3,324175	0,101759	-1,68713	1,699982	0,11033	-1,62742	3,51921	4,85577	1,427051	0,585084	3,465271	0,203839	0,917553
0,83853	0,629917	3,268355	0,129344	-1,51003	1,761627	0,181875	-1,25839	3,438552	4,979968	1,426765	0,58707	3,514012	0,206707	0,927866
0,851093	0,650931	3,376838	0,016994	-3,36244	1,453828	0,178582	-1,42151	3,608838	4,964783	1,429824	0,583422	2,787669	0,146719	0,845958
0,79603	0,625492	3,493888	0,037824	-2,70224	1,699532	0,078904	-2,09551	3,763882	4,892308	1,450949	0,581466	3,52647	0,185604	1,039946
0,852696	0,625319	3,475413	0,017039	-3,36026	1,76473	0,154501	-1,54103	3,700982	4,927417	1,453911	0,580951	3,545887	0,186626	1,044477
0,79724	0,609146	3,54512	0,21888	-1,31959	1,725282	0,107878	-1,93414	3,863798	5,315138	1,484535	0,556187	3,576347	0,178817	1,106879
0,85349	0,626233	3,370119	0,01852	-3,11824	1,747483	0,153168	-1,4667	3,555775	4,938724	1,443177	0,585853	3,489702	0,193872	0,977019
0,85323	0,633846	3,201168	0,010718	-2,95482	1,69124	0,139142	-1,28481	3,339691	4,81047	1,404034	0,586657	2,669823	0,177988	0,639724
0,85323	0,633846	3,201168	0,010718	-2,95482	1,69124	0,139142	-1,28481	3,339691	4,81047	1,404034	0,586657	2,669823	0,177988	0,639724
0,852293	0,626202	3,31117	0,123362	-1,54499	1,728691	0,150166	-1,39983	3,497493	4,87462	1,434695	0,579678	3,478168	0,204598	0,920296
0,85349	0,629917	3,268355	0,129344	-1,51003	1,761627	0,181875	-1,25839	3,438552	4,979968	1,426765	0,58707	3,514012	0,206707	0,927866
0,869281	0,626202	3,31117	0,123362	-1,54499	1,728691	0,150166	-1,39983	3,497493	4,87462	1,434695	0,579678	3,478168	0,204598	0,920296
0,85349	0,629917	3,268355	0,129344	-1,51003	1,761627	0,181875	-1,25839	3,438552	4,979968	1,426765	0,58707	3,514012	0,206707	0,927866
0,79724	0,639264	3,245853	0,03307	-2,51697	1,641029	0,172919	-1,29567	3,941644	4,83432	1,402081	0,59646	3,608778	0,212281	0,947512
0,814894	0,636022	3,396035	0,075375	-2,13327	1,644619	0,126278	-1,70747	4,128237	4,861392	1,403789	0,602811	3,798851	0,19994	1,101339
0,857488	0,623876	3,367453	0,003059	-4,77738	1,695194	0,198367	-1,33481	4,052412	4,938634	1,430944	0,585118	3,823829	0,201254	1,106747
0,816198	0,625813	3,321523	0,126493	-1,61628	1,6489	0,157431	-1,44524	4,021493	4,855505	1,419328	0,583059	3,924814	0,218045	1,068874
0,807855	0,625813	3,321523	0,126493	-1,61628	1,6489	0,157431	-1,44524	4,021493	4,855505	1,419328	0,583059	3,924814	0,218045	1,068874
0,856511	0,623688	3,308453	0,100044	-1,79966	1,673925	0,193842	-1,28259	4,003179	4,874404	1,422135	0,579237	3,931626	0,218424	1,07023
0,806513	0,653363	3,540933	0,001904	-5,7128	1,479882	0,295853	-1,11074	4,010845	5,119288	1,420736	0,592501	3,800709	0,180986	1,217716
0,807855	0,607807	3,542985	0,209315	-1,42632	1,683568	0,154076	-1,70576	4,314962	5,315137	1,473676	0,55693	3,704392	0,1764	1,194306
0,816198	0,625813	3,321523	0,126493	-1,61628	1,6489	0,157431	-1,44524	4,021493	4,855505	1,419328	0,583059	3,924814	0,218045	1,068874
0,816198	0,625813	3,321523	0,126493	-1,61628	1,6489	0,157431	-1,44524	4,021493	4,855505	1,419328	0,583059	3,924814	0,218045	1,068874
0,855286	0,647768	3,374173	0,001535	-5,62783	1,406176	0,222511	-1,3053	4,096644	4,964721	1,417067	0,583154	2,842629	0,142131	0,90744

VE1sign_X	SpMAD_H:	WiA_D/Dt	VE1_D/Dt	VE2_D/Dt	VE1sign_D,SM1_Dz(Z)	VE1sign_D	VE3sign_D	SM1_Dz(v)	VE1sign_D:VE3sign_D	Chi_Dz(p)	J_Dz(p)	VE1_B(m)		
0,142389	1,251089	0,653646	3,116404	0,194775	0,145696	0,710847	0,215774	-1,0654	-1,04218	0,23761	-0,99862	0,301267	1,707178	3,130331
0,087655	1,240364	0,668521	3,425181	0,201481	0,159802	0,710847	0,183507	-1,25151	-1,04218	0,232276	-1,07779	0,290704	1,744222	3,189678
0,087655	1,240364	0,668521	3,425181	0,201481	0,159802	1,052319	0,242436	-1,04167	-0,95989	0,245571	-1,0367	0,293251	1,759505	3,156133
0,05329	1,244023	0,685353	3,687086	0,204838	0,194179	0,826679	0,168503	-1,39235	-1,17384	0,123586	-1,63446	0,260279	1,648435	3,246855
0,087655	1,240364	0,668521	3,425181	0,201481	0,159802	0,986851	0,230077	-1,08149	-1,01236	0,237262	-1,06211	0,291852	1,751115	3,173506
0,091555	1,242388	0,661657	3,437899	0,190994	0,175769	0,826679	0,227617	-1,15718	-1,17384	0,179824	-1,34127	0,264768	1,676861	3,244568
0,087655	1,240364	0,668521	3,425181	0,201481	0,159802	0,862488	0,208028	-1,15022	-1,21835	0,198235	-1,19479	0,278958	1,67375	3,185216
0,062653	1,2418	0,643308	3,12538	0,183846	0,143728	0,710847	0,250676	-1,02132	-1,04218	0,282785	-0,93252	0,297835	1,78701	3,171358
0,296593	1,256951	0,55649	3,576161	0,188219	0,223796	0,930475	0,262879	-1,10267	-1,29017	0,203546	-1,31354	0,264779	1,390089	3,244334
0,220406	1,23165	0,70058	3,875374	0,203967	0,211638	0,985284	0,203802	-1,3124	-1,37437	0,149862	-1,56619	0,253668	1,691122	3,393159
0,100215	1,23059	0,669281	3,542201	0,186432	0,192612	0,985284	0,27211	-1,0739	-1,37437	0,212327	-1,27869	0,259704	1,731358	3,388451
0,388744	1,213409	0,714417	4,022399	0,20112	0,22131	1,110447	0,157347	-1,57463	-1,49828	0,128975	-1,77899	0,237839	1,664875	3,405855
0,070509	1,226672	0,666208	3,578381	0,198799	0,150845	1,202922	0,288967	-0,96587	-0,98163	0,279437	-0,99669	0,288584	1,827697	3,213863
0,296082	1,217709	0,666805	3,493614	0,232908	0,421433	0,826679	0,244353	-0,91802	-1,17384	0,172927	-1,14321	0,291696	1,555711	3,299752
0,296082	1,217709	0,666805	3,493614	0,232908	0,421433	0,978595	0,287787	-0,81115	-0,985	0,22968	-0,95831	0,317846	1,695176	3,470654
0,275892	1,239846	0,654558	3,278192	0,192835	0,149303	0,710847	0,220053	-1,11748	-1,04218	0,25967	-0,99548	0,294071	1,764427	3,184197
0,062653	1,2418	0,643308	3,12538	0,183846	0,143728	0,862488	0,26868	-0,96511	-1,21835	0,256814	-1,00365	0,284949	1,709692	3,171334
0,275892	1,239846	0,654558	3,278192	0,192835	0,149303	1,052319	0,27136	-0,95942	-0,95989	0,271446	-0,96274	0,296761	1,780568	3,154965
0,062653	1,2418	0,643308	3,12538	0,183846	0,143728	0,986851	0,285098	-0,92446	-1,01236	0,286629	-0,92256	0,299126	1,794755	3,165267
0,321922	1,251371	0,679297	3,410544	0,20062	0,210738	0,710847	0,289777	-0,91439	-1,04218	0,275731	-0,95117	0,274148	1,644888	3,104901
0,119911	1,245642	0,70567	3,80628	0,200331	0,218336	0,826679	0,261225	-1,10783	-1,17384	0,190591	-1,36781	0,240866	1,605772	3,22871
0,118373	1,234005	0,687769	3,690372	0,19423	0,173803	1,202922	0,363925	-0,83083	-0,98163	0,324	-0,92996	0,26388	1,759201	3,197748
0,358151	1,246235	0,691472	3,577306	0,198739	0,190301	1,052319	0,317869	-0,89296	-0,95989	0,288514	-0,9717	0,267617	1,694908	3,133203
0,358151	1,246235	0,691472	3,577306	0,198739	0,190301	0,710847	0,269877	-1,02376	-1,04218	0,277282	-1,00274	0,265595	1,682101	3,172314
0,077607	1,241043	0,678229	3,510714	0,19504	0,200711	0,710847	0,300563	-0,9396	-1,04218	0,301288	-0,93783	0,268359	1,699606	3,168292
0,030252	1,280445	0,543716	3,162185	0,15058	0,044532	0,710847	0,437149	-0,75458	-1,04218	0,460691	-0,70684	0,276366	1,589104	3,427216
0,301574	1,215098	0,730562	4,106712	0,195558	0,236928	1,110447	0,252826	-1,23602	-1,49828	0,198535	-1,47454	0,222121	1,628886	3,392978
0,358151	1,246235	0,691472	3,577306	0,198739	0,190301	1,072442	0,321101	-0,88544	-0,90349	0,295579	-0,95279	0,268836	1,702628	3,124489
0,358151	1,246235	0,691472	3,577306	0,198739	0,190301	0,986851	0,307688	-0,91926	-1,01236	0,281486	-0,99098	0,266508	1,687882	3,152662
0,377071	1,259733	0,582991	3,644528	0,182226	0,307538	0,930475	0,3466	-0,9205	-1,29017	0,26384	-1,15732	0,245211	1,348661	3,230469

VE1sign_B VE3sign_B AVS_B(v)	SpMAD_B( VE1_B(v)	VE1sign_B VE3sign_B AVS_B(e)	SpPosA_B(	SpMax_B(€	VE1sign_B VE3sign_B SpMax_B(†	SpDiam_B(	SpMAD_B(							
0,025492	-2,54977	3,491728	1,577033	3,319287	0,007961	-3,35846	3,656821	1,41492	3,840508	0,024954	-2,56456	3,670664	5,352352	1,590935
0,093955	-1,74604	3,476332	1,530852	3,346466	0,103335	-1,67578	3,631714	1,411418	3,849843	0,094271	-1,74356	3,706369	5,419869	1,547266
0,006864	-3,67777	3,493308	1,541195	3,346638	0,090375	-1,77472	3,641767	1,419709	3,850681	0,085592	-1,81486	3,72575	5,430617	1,575914
0,029356	-2,75815	3,435802	1,545708	3,413788	0,06645	-2,1195	3,61658	1,408671	3,85178	0,029892	-2,74401	3,697747	5,425306	1,560444
0,036836	-2,43734	3,481679	1,533954	3,346636	0,098912	-1,70807	3,647332	1,424406	3,851212	0,081288	-1,85295	3,711056	5,421143	1,555767
0,083462	-1,94132	3,435802	1,545266	3,40344	0,075939	-2,01516	3,61658	1,408555	3,855053	0,083065	-1,94505	3,701876	5,436535	1,559951
0,068611	-1,97813	3,455549	1,539207	3,344032	0,12442	-1,53869	3,658449	1,433986	3,852455	0,073585	-1,92646	3,697394	5,426874	1,561317
0,111574	-1,61915	3,476332	1,531506	3,303961	0,127604	-1,52003	3,631714	1,411889	3,864243	0,111947	-1,61668	3,730246	5,469031	1,547965
0,029356	-2,91139	3,494276	1,536967	3,387977	0,008092	-3,9747	3,697776	1,425435	3,882195	0,02894	-2,92316	3,744394	5,508587	1,548556
0,080292	-2,08112	3,484637	1,576661	3,285861	0,193083	-1,35709	3,709295	1,446931	3,893158	0,080601	-2,07796	3,724822	5,676205	1,597667
0,03079	-2,87203	3,484637	1,576577	3,30324	0,176422	-1,43155	3,709295	1,446633	3,902329	0,031872	-2,84351	3,731645	5,68868	1,597648
0,075129	-2,24838	3,376987	1,49066	3,613178	0,183693	-1,47182	3,630232	1,443053	3,864663	0,086427	-2,1267	3,726647	5,51262	1,526771
0,02935	-2,75832	3,472858	1,514953	3,369224	0,008783	-3,70148	3,639008	1,431531	3,871654	0,030272	-2,73412	3,768362	5,520464	1,5289
0,042801	-2,05282	3,473663	1,55879	3,49597	0,202641	-1,03991	3,690597	1,459297	3,866809	0,042223	-2,06168	3,634665	5,295313	1,577389
0,075286	-1,68492	3,50515	1,563025	3,178772	0,287429	-0,81221	3,67387	1,448624	3,851375	0,040997	-2,08087	3,789288	5,44826	1,590589
0,150656	-1,39743	3,476332	1,531605	3,334649	0,115629	-1,59279	3,631714	1,41182	3,852633	0,150064	-1,40033	3,711611	5,430586	1,548302
0,08468	-1,82277	3,455549	1,539823	3,296037	0,149776	-1,40175	3,658449	1,43435	3,87041	0,090068	-1,77723	3,716359	5,479412	1,56189
0,060194	-2,07476	3,493308	1,541944	3,335977	0,102709	-1,68026	3,641767	1,420123	3,853706	0,141234	-1,4451	3,732931	5,442004	1,576783
0,04935	-2,22141	3,481679	1,534563	3,305389	0,122833	-1,54817	3,647332	1,424813	3,867503	0,098301	-1,71265	3,737228	5,470485	1,55634
0,007163	-3,64631	3,464567	1,548577	3,233439	0,050974	-2,19751	3,619949	1,403977	3,837317	0,006471	-3,7213	3,669551	5,348712	1,560653
0,042269	-2,61056	3,414655	1,521538	3,364328	0,099318	-1,90565	3,585918	1,399658	3,849025	0,042906	-2,59821	3,696955	5,423985	1,534204
0,017742	-3,3269	3,44976	1,493584	3,337342	0,012587	-3,61014	3,607165	1,421142	3,86955	0,021782	-3,1576	3,768022	5,519806	1,506803
0,023289	-2,93912	3,46768	1,51865	3,28919	0,128578	-1,6035	3,607891	1,409414	3,847887	0,098228	-1,81398	3,725204	5,429056	1,551253
0,1061	-1,75371	3,451647	1,509393	3,291975	0,13941	-1,54027	3,598397	1,401607	3,847016	0,106522	-1,75061	3,705662	5,418376	1,523577
0,13889	-1,54319	3,451647	1,507253	3,285105	0,081833	-1,95673	3,598397	1,401702	3,849891	0,138199	-1,54709	3,71093	5,429236	1,522074
0,017653	-3,68167	3,584909	1,586691	3,504438	0,004819	-4,86586	3,710695	1,410067	3,951368	0,017352	-3,69737	3,903239	5,805055	1,597087
0,065718	-2,48286	3,360845	1,470631	3,586854	0,165285	-1,64171	3,602031	1,43364	3,8624	0,077182	-2,33621	3,726106	5,511968	1,503026
0,012966	-3,39693	3,48388	1,530123	3,286132	0,119951	-1,65779	3,599002	1,402097	3,847068	0,105956	-1,75477	3,914723	5,610605	1,613595
0,051663	-2,31627	3,456697	1,511954	3,291152	0,135702	-1,56135	3,613147	1,413838	3,848438	0,094117	-1,84739	3,710391	5,419612	1,531328
0,019362	-3,42609	3,471362	1,514517	3,354397	0,01441	-3,68268	3,664687	1,415686	3,880405	0,018872	-3,44835	3,74394	5,507886	1,524566

VE1_B(p)	VE2_B(p)	VE3sign_B	VE1_B(i)	VE1sign_B	VE1_B(s)	VE1sign_B	VE3sign_B	ATS5m	ATS8m	ATS4s	ATS5s	ATS6s	ATS8s	ATSC3m
3,641392	0,227587	-1,59998	3,111673	0,039974	3,024675	0,054825	-2,01763	3,055744	2,333161	5,147501	5,190798	4,804938	4,548602	11,0212
3,489859	0,205286	-1,91751	3,166924	0,084961	3,089474	0,049989	-2,21191	3,111184	2,469353	5,263272	5,24849	4,878169	4,70351	11,92327
3,516974	0,206881	-2,40228	3,166734	0,082226	3,080996	0,019107	-2,92196	3,32524	2,826081	5,18101	5,19589	4,874356	4,563917	17,67059
3,526873	0,195937	-2,14999	3,229837	0,022214	3,110425	0,035025	-2,62011	3,186365	2,672727	5,321117	5,33326	5,008789	4,831645	11,84259
3,499915	0,205877	-2,06675	3,166233	0,076882	3,066863	0,010144	-3,38943	3,182402	2,578555	5,208683	5,208377	4,93488	4,584971	12,57028
3,501951	0,194553	-1,85124	3,22746	0,099544	3,099074	0,067867	-2,10301	3,291565	2,592035	5,32139	5,40143	5,090855	4,791884	11,84259
3,448666	0,202863	-1,49785	3,163478	0,059855	3,04589	0,040243	-2,37202	3,1239	2,46881	5,283775	5,243221	5,09	4,64279	10,70498
3,394997	0,199706	-1,5995	3,150617	0,101739	3,019429	0,064736	-2,02105	3,191851	2,457465	5,298047	5,371932	4,948373	4,644398	12,00809
3,460249	0,182118	-3,78216	3,224283	0,039584	3,089568	0,047577	-2,51294	3,294007	2,667845	5,330039	5,360776	5,08846	4,763839	10,50213
3,034224	0,159696	-1,10224	3,377182	0,100753	3,164789	0,003039	-4,78292	3,236005	2,868285	5,557262	5,440739	5,008791	5,118996	10,04628
3,074933	0,161839	-1,14658	3,373457	0,033156	3,149626	0,101784	-1,88541	3,381203	2,656009	5,536028	5,522354	5,415116	4,768802	10,04628
3,673516	0,183676	-1,09982	3,388038	0,08925	3,184179	0,041146	-2,77135	3,32133	3,104363	5,756888	5,583607	5,086921	5,383161	9,547606
3,452302	0,191795	-3,47058	3,21422	0,039837	3,078347	0,048747	-2,3617	3,435143	2,805057	5,273197	5,312481	5,041039	4,679043	14,60856
2,932536	0,195502	-0,62348	3,484881	0,134577	3,103164	0,004666	-3,49652	2,941371	2,286969	5,061018	5,08158	4,696185	4,637962	9,360622
2,680659	0,178711	-0,61004	3,317448	0,104908	2,903207	0,069842	-1,73382	3,00963	2,596022	5,004884	5,065933	4,641454	4,382023	11,82217
3,461911	0,203642	-1,53302	3,161785	0,164232	3,072091	0,152179	-1,39	3,177079	2,453823	5,254025	5,292751	4,995715	4,61787	11,92327
3,35335	0,197256	-1,31098	3,150875	0,075376	2,997708	0,039019	-2,39484	3,213113	2,489921	5,480413	5,403932	4,878591	4,749278	10,65703
3,490835	0,205343	-1,64659	3,161705	0,161586	3,065615	0,123091	-1,54662	3,613999	2,889485	5,180855	5,247759	4,87255	4,599183	17,67059
3,40572	0,200336	-1,69357	3,151087	0,093362	3,01174	0,002107	-4,54965	3,338114	2,614502	5,303587	5,289766	4,833198	4,617508	11,76516
3,38181	0,19893	-1,67689	3,082394	0,019426	3,041202	0,052731	-2,17248	3,025824	2,300832	5,204163	5,093757	5,103589	4,324141	13,63445
3,428474	0,180446	-1,71181	3,210191	0,035855	3,120462	0,033571	-2,80066	3,160157	2,649813	5,368961	5,24966	5,258657	4,66737	14,55884
3,385895	0,178205	-2,87972	3,202248	0,031318	3,083835	0,047782	-2,5094	3,414766	2,785012	5,323331	5,227048	5,283865	4,485519	18,77271
3,361062	0,186726	-1,54074	3,147403	0,09543	3,090076	0,020438	-3,04121	3,302469	2,806458	5,235855	5,099367	5,155541	4,343273	21,46193
3,359176	0,186621	-1,44626	3,147771	0,098032	3,097484	0,051194	-2,32341	3,082901	2,441198	5,313894	5,157146	5,158421	4,514525	14,54562
3,348196	0,186011	-2,31194	3,144372	0,151561	3,079603	0,150941	-1,47814	3,150623	2,425222	5,305105	5,20554	5,248488	4,410785	14,54562
3,538136	0,168483	-3,92094	3,4108	0,023747	3,286626	0,031245	-3,16097	3,450862	2,691458	5,465132	5,434941	5,410657	4,6228	16,09006
3,640919	0,173377	-1,23227	3,374318	0,079371	3,19022	0,042129	-2,88837	3,298469	3,089541	5,788092	5,519134	5,320032	5,291846	12,98934
3,362971	0,186832	-1,62822	3,148245	0,102035	3,09651	0,045025	-2,42378	3,436985	3,018696	5,223484	5,09294	5,133499	4,330918	32,3533
3,360023	0,186668	-1,48285	3,146548	0,09035	3,077067	0,008684	-3,71027	3,156088	2,55335	5,262071	5,113111	5,201565	4,369457	15,76506
3,404737	0,170237	-3,19624	3,209755	0,029296	3,095251	0,046589	-2,66343	3,270506	2,644818	5,377468	5,27954	5,321251	4,587524	13,59938

ATSC4m	ATSC5m	ATSC6m	ATSC7m	ATSC8m	ATSC3v	ATSC6p	ATSC7p	ATSC8p	ATSC3i	ATSC6s	ATSC7s	MATS1m	MATS2m	MATS3m
9,786909	6,976807	4,61628	5,041895	6,117931	4,678518	1,97971	2,327492	2,371541	0,583116	22,17443	14,37144	0,050394	0,047051	-0,03653
13,06592	10,10529	5,334302	6,642619	7,727525	5,520692	2,280156	2,427018	2,824348	0,660218	20,35758	15,42394	0,050589	0,158037	-0,1595
15,24265	3,762829	2,932162	5,453742	6,732621	4,620182	2,063072	2,671983	2,71687	0,582319	22,8688	15,85189	0,001593	0,027905	-0,09631
11,55653	11,03888	7,756022	5,904284	8,082715	4,903621	2,871822	2,594611	2,534135	0,640617	30,65962	15,03913	0,056912	0,112777	-0,12335
10,70847	5,731091	4,07474	5,415936	6,509677	4,347038	1,977154	2,429414	2,538887	0,563011	25,96634	20,44227	0,017741	0,069866	-0,13083
11,55771	10,93714	7,488128	8,25088	7,896314	4,903621	2,890612	2,788629	2,819262	0,640617	27,18051	23,28706	0,056912	0,112777	-0,12335
9,252719	6,226135	3,953059	4,857419	6,216028	4,010509	1,989048	2,361151	2,382919	0,704641	33,67324	34,17846	0,037819	0,08385	-0,11554
12,25968	11,47584	7,782185	5,310264	8,394672	5,524556	2,731962	2,646288	3,164326	0,661974	29,52131	10,84177	0,050589	0,158037	-0,09856
9,819215	8,797868	5,187811	5,926884	7,061615	4,253929	2,336934	2,500086	2,69073	0,647489	29,5567	23,41982	0,062339	0,058667	-0,12651
10,10948	7,530876	3,496653	5,152358	6,913841	3,989958	2,106905	2,235497	2,50398	0,644833	37,35044	40,24121	0,059697	0,104764	-0,03635
10,30498	6,514623	4,804693	5,3435	5,834261	3,989958	2,025817	2,485525	2,264561	0,644833	51,8099	49,17671	0,059697	0,104764	-0,03635
11,32123	8,991389	2,997818	5,487847	7,616572	4,415462	2,349418	2,433976	2,89651	0,947622	54,43422	55,19371	0,02319	0,198241	0,028395
10,11563	5,61584	2,633571	4,462949	8,636707	4,100188	1,998669	2,409536	2,737498	0,546023	28,97862	26,60867	0,006184	0,07407	0,071728
6,529728	4,435857	3,553098	3,602279	4,928638	3,013112	1,585829	1,691053	1,622222	0,434699	25,34461	17,97067	0,056787	0,085979	-0,05856
6,589115	3,821034	5,188621	5,503448	6,277148	3,352606	2,244341	2,354992	2,169041	0,522704	21,33323	12,80891	0,04957	0,017579	-0,08289
13,15074	9,214223	7,595923	6,828881	6,208907	5,520692	2,345383	2,813598	2,657038	0,660218	28,0916	16,85366	0,050589	0,158037	-0,1595
9,328844	6,350131	3,898455	4,941838	6,354971	4,06024	2,002344	2,384413	2,420218	0,726998	32,35978	42,4384	0,037819	0,08385	-0,00602
11,01028	9,713193	2,92835	3,805269	15,32878	4,620182	2,271272	2,49137	3,172905	0,582319	22,40779	17,25266	0,001593	0,027905	-0,09631
11,6012	7,427848	3,402024	6,794565	8,559935	4,359331	1,99633	2,506097	2,66458	0,561098	25,73758	22,08676	0,017741	0,069866	-0,00273
12,50038	9,662464	6,678043	6,27907	6,632431	6,094635	2,282934	2,644497	2,791503	0,66516	35,83283	21,87231	0,050589	0,040086	0,018593
14,38049	13,53183	9,653207	7,275729	8,69947	6,330575	3,138196	2,906409	2,973513	0,721641	44,39437	23,82727	0,056963	0,095818	-0,05108
14,18184	8,785596	4,794956	5,496816	8,975174	5,634007	2,411641	2,767219	3,099128	0,629765	38,96684	30,92312	0,008772	0,081048	0,130294
19,05745	6,899396	5,307162	6,817102	7,071744	6,156967	2,418025	3,012965	3,075248	0,668701	35,49879	22,60406	0,002691	0,033066	-0,05895
15,54442	12,49389	7,45389	8,004953	8,29477	6,927965	2,57268	2,736994	3,254334	0,742691	36,38441	25,91756	0,050271	0,131998	-0,09076
15,59895	11,79967	9,607317	8,160816	6,865367	6,927965	2,617146	3,123232	3,107867	0,742691	44,21965	26,45871	0,050271	0,131998	-0,09076
15,24173	13,79523	11,3843	8,777399	8,18254	8,025275	3,711572	3,576394	3,85948	0,889266	46,51233	27,48395	0,053801	0,034345	0,026949
14,9467	11,90532	4,964241	6,706627	8,250829	5,909954	2,636345	2,742465	3,337606	1,011884	53,80643	58,98497	0,02528	0,19	0,096108
28,19264	5,929965	3,699098	7,944948	9,142272	6,510865	2,844578	3,657865	3,401102	0,723913	34,38199	20,88695	0,000172	0,017285	-0,05198
14,00454	8,676993	6,199847	6,594152	6,963752	5,9174	2,31912	2,764438	2,917892	0,645899	37,78372	26,39682	0,020331	0,070844	-0,05561
13,06288	11,55585	7,213658	7,163685	7,717692	5,805654	2,620862	2,809566	3,116413	0,729806	41,8435	30,32757	0,065371	0,061662	-0,03558



MATS4m	MATS5m	MATS6m	MATS7m	MATS8m	MATS1v	MATS2v	MATS3v	MATS4v	MATS5v	MATS6v	MATS7v	MATS8v	MATS1e	MATS2e
-0,25075	-0,05894	-0,2672	-0,05536	0,355621	-0,02651	-0,17176	0,02216	-0,02854	-0,02652	-0,28741	-0,19145	0,099291	0,08424	0,261192
-0,16708	0,167478	-0,16318	-0,17714	0,062556	-0,02353	-0,01256	-0,12822	-0,05585	0,160006	-0,31262	-0,13536	-0,00336	0,092166	0,278366
-0,17498	0,00827	0,036746	0,132024	0,159665	-0,02272	-0,08801	-0,01224	-0,12959	0,057499	-0,26991	-0,05339	0,266048	0,069119	0,238733
-0,3798	0,082079	0,168138	0,060767	0,119781	-0,05286	0,034544	-0,0241	-0,21127	0,016661	0,008658	-0,21385	0,072646	0,040596	0,10691
-0,34315	-0,01482	0,014037	0,2426	0,381637	-0,02489	-0,10907	-0,00379	-0,11565	0,043936	-0,28676	-0,08104	0,249034	0,058801	0,213201
-0,29393	0,104304	-0,02617	-0,03473	-0,08666	-0,05286	0,034544	-0,0241	-0,15348	0,016449	-0,2361	0,002362	-0,09775	0,040596	0,10691
-0,39886	-0,04262	-0,09766	0,195096	0,489197	-0,02754	-0,15166	0,013579	-0,07105	0,005685	-0,303	-0,14707	0,178963	0,038512	0,155405
-0,22487	-0,00075	-0,21398	-0,27275	0,318395	-0,02353	-0,01256	-0,04197	-0,17598	0,047902	-0,12018	-0,40501	0,106542	0,092166	0,278366
-0,41692	0,091561	0,135852	0,048901	0,077813	-0,05112	0,004413	-0,037	-0,17102	0,019439	-0,14758	-0,07184	0,014143	-0,01546	0,089098
-0,4065	-0,20077	-0,12484	0,267249	0,58623	-0,02961	-0,14317	0,013253	-0,07699	0,010157	-0,30039	-0,12052	0,191841	0,182081	0,256471
-0,32395	-0,1178	-0,13757	0,184132	0,307033	-0,02961	-0,14317	0,013253	-0,00064	-0,07147	-0,23322	-0,12098	0,03978	0,182081	0,256471
-0,41291	-0,32256	-0,10737	0,326968	0,620534	-0,02619	-0,11555	-0,02194	-0,08704	0,058068	-0,30361	-0,09372	0,186557	0,008766	0,420289
-0,3247	-0,06509	0,08953	0,257726	0,06634	-0,0229	-0,04975	0,080358	-0,08787	-0,05588	-0,24965	0,022147	0,113587	0,039454	0,173747
-0,32105	-0,17371	-0,33595	-0,14141	0,609521	-0,0716	-0,15388	0,093392	-0,04173	-0,13072	-0,28612	-0,28793	0,205701	0,002913	0,113264
-0,14036	-0,10702	-0,45206	-0,29566	0,628648	-0,00629	-0,11141	0,020541	0,006765	-0,07585	-0,39886	-0,38794	0,232053	0,059577	0,234496
-0,10503	0,006718	-0,14352	-0,25442	0,077646	-0,02353	-0,01256	-0,12822	0,031972	-0,11896	-0,04778	-0,21476	-0,16518	0,092166	0,278366
-0,29231	-0,07073	-0,22911	-0,27065	0,167578	-0,02754	-0,15166	0,06949	-0,06021	-0,04353	-0,27559	-0,28135	0,052503	0,038512	0,155405
-0,0854	-0,06471	0,036612	0,073819	-0,13218	-0,02272	-0,08801	-0,01224	0,024115	-0,12899	-0,19856	-0,05072	-0,05066	0,069119	0,238733
-0,23636	-0,07165	-0,12438	-0,31744	-0,02398	-0,02489	-0,10907	0,110351	-0,09992	-0,06514	-0,22529	-0,3607	-0,01973	0,058801	0,213201
-0,13248	-0,38904	-0,22499	-0,02093	0,13249	-0,02353	-0,16774	0,046175	0,010099	-0,04356	-0,27246	-0,20048	-0,04169	0,092166	0,266306
-0,26089	-0,19094	0,11695	0,089028	-0,01245	-0,04815	0,002959	0,011127	-0,14449	-0,01438	-0,04139	-0,20598	-0,02909	0,051469	0,124608
-0,18927	-0,18071	0,076269	0,198375	0,003494	-0,02107	-0,05513	0,12188	-0,00387	-0,03929	-0,22083	-0,0466	-0,04424	0,048573	0,188893
-0,12104	-0,04583	0,034522	0,114889	0,120748	-0,02077	-0,09061	0,032444	-0,05522	0,03114	-0,2464	-0,09363	0,090552	0,077719	0,247165
-0,1016	-0,15614	-0,13574	-0,1106	-0,07781	-0,02112	-0,03501	-0,07879	-0,02827	0,099288	-0,28988	-0,14582	-0,09766	0,098278	0,279203
-0,04871	-0,27866	-0,13276	-0,17957	-0,07164	-0,02112	-0,03501	-0,07879	0,045323	-0,11861	-0,08537	-0,213	-0,23523	0,098278	0,279203
-0,13579	-0,23088	-0,06786	-0,15033	-0,1296	0,006813	-0,10599	0,08898	-0,06482	-0,10153	-0,07061	-0,1553	-0,23255	0,098414	0,258211
-0,25176	-0,4983	-0,10505	0,275664	0,430326	-0,02325	-0,11675	0,027677	-0,03304	0,021755	-0,27703	-0,12224	0,038288	0,014629	0,425245
-0,08178	-0,0093	0,019719	0,06241	0,073565	-0,01794	-0,06398	0,02272	-0,06755	0,046918	-0,21891	-0,06219	0,113308	0,090087	0,267734
-0,21353	-0,21442	0,003916	0,201015	0,231406	-0,02241	-0,10972	0,038389	-0,04425	0,017737	-0,26229	-0,11733	0,069464	0,067298	0,223205
-0,25895	-0,2048	0,095004	0,053896	-0,05891	-0,04469	-0,01829	0,011585	-0,09539	-0,00791	-0,16136	-0,10243	-0,09927	0,001147	0,117749

MATS3e	MATS4e	MATS6e	MATS7e	MATS8e	MATS1p	MATS2p	MATS3p	MATS4p	MATS5p	MATS6p	MATS7p	MATS8p	MATS2i	MATS3i
-0,16713	-0,39779	0,016799	0,073931	0,153415	-0,04899	-0,20549	0,01175	0,023175	0,107494	-0,17706	-0,21649	-0,14469	-0,15625	-0,13296
-0,16635	-0,26569	0,085334	-0,08052	-0,04952	-0,04607	-0,06792	-0,10253	-0,03561	0,203191	-0,29202	-0,11175	-0,08474	-0,06201	-0,18806
-0,22906	-0,48274	0,149839	0,266876	0,174905	-0,02156	-0,04816	0,004155	-0,04364	0,203801	-0,23112	-0,14442	0,077907	-0,11052	-0,11319
-0,22831	-0,36198	0,280704	0,269042	-0,04488	-0,12047	-0,00246	-0,00256	-0,11549	0,035319	-0,00872	-0,29437	-0,07566	-0,02637	-0,124
-0,23897	-0,48276	0,185849	0,316952	0,170795	-0,03488	-0,10806	0,014878	-0,0235	0,206274	-0,24682	-0,18691	0,016933	-0,14258	-0,12754
-0,22831	-0,33657	0,233247	-0,054	-0,16115	-0,12047	-0,00246	-0,00256	-0,10514	0,075318	-0,25008	-0,01968	-0,13077	-0,02637	-0,124
-0,23441	-0,4397	0,215925	0,35475	0,148751	-0,04878	-0,20796	0,010123	0,02541	0,097248	-0,16812	-0,21426	-0,15349	-0,16881	-0,12914
-0,16205	-0,26364	-0,07953	0,026426	0,168229	-0,04607	-0,06792	-0,02164	-0,16398	0,118609	0,004041	-0,37404	-0,09169	-0,06201	-0,12446
-0,22116	-0,41986	0,331721	0,13798	-0,10257	-0,14555	0,003925	-0,03685	-0,0693	0,073994	-0,16138	-0,12739	-0,10891	-0,008	-0,15063
-0,18455	-0,51001	0,042098	0,442879	0,394575	0,024219	-0,17187	-0,05429	-0,00765	0,160607	-0,24731	-0,16678	-0,12761	-0,16176	-0,1925
-0,18455	-0,49752	0,159337	0,349203	0,075848	0,024219	-0,17187	-0,05429	0,030397	0,009819	-0,06463	-0,18275	-0,24638	-0,16176	-0,1925
-0,10294	-0,44087	-0,05088	0,390341	0,408815	-0,0455	-0,03999	-0,11922	-0,04225	0,20027	-0,29255	-0,09955	-0,09454	0,281078	-0,21509
-0,20654	-0,55188	0,316516	0,314435	0,031786	-0,02257	-0,03091	0,146065	0,045327	0,06066	-0,26498	-0,0851	-0,09431	-0,12858	-0,11754
-0,18682	-0,38783	-0,14038	-0,04021	0,652709	-0,16041	-0,25284	0,121124	0,032085	0,045996	-0,1109	-0,29915	0,001009	-0,22963	0,008182
-0,23565	-0,54265	0,04301	0,110897	0,295278	0,037484	-0,07139	-0,07735	0,071548	0,162696	-0,27402	-0,4079	-0,20057	-0,08437	-0,22534
-0,16635	-0,26131	-0,03887	-0,12512	0,104624	-0,04607	-0,06792	-0,10253	0,046749	-0,07949	0,019332	-0,12852	-0,31726	-0,06201	-0,18806
-0,20676	-0,31998	-0,03907	-0,11589	-0,05194	-0,04878	-0,20796	0,001048	0,027253	0,109222	-0,1807	-0,20336	-0,13668	-0,16881	-0,20296
-0,22906	-0,46277	0,154146	0,097538	0,063158	-0,02156	-0,04816	0,004155	0,1169	-0,08904	-0,13994	-0,01905	-0,22647	-0,11052	-0,11319
-0,21663	-0,37926	-0,026	-0,05755	0,01979	-0,03488	-0,10806	0,131317	-0,06325	0,031003	-0,07162	-0,34071	-0,22547	-0,14258	-0,10836
-0,11485	-0,28894	0,434498	0,243311	0,168152	-0,04607	-0,2066	0,020869	0,027425	0,101374	-0,06965	-0,19937	-0,1415	-0,16582	-0,11367
-0,16849	-0,27907	0,52813	0,386212	-0,00886	-0,11165	-0,03263	0,009379	-0,08841	0,035618	0,03915	-0,26378	-0,07365	-0,04849	-0,10634
-0,12416	-0,39188	0,597287	0,385038	0,093186	-0,02475	-0,04631	0,153599	0,063936	0,092061	-0,12003	-0,08787	-0,12157	-0,14159	-0,09824
-0,15956	-0,34871	0,527177	0,394587	0,198776	-0,02306	-0,05999	0,024685	-0,01877	0,191041	-0,12095	-0,1345	0,032732	-0,12491	-0,09411
-0,12156	-0,20433	0,494436	0,107719	-0,02294	-0,0433	-0,08722	-0,07412	-0,02551	0,174965	-0,17227	-0,11362	-0,08529	-0,07996	-0,16181
-0,12156	-0,2003	0,322968	0,066072	0,117145	-0,0433	-0,08722	-0,07412	0,044709	-0,05365	0,063504	-0,12796	-0,28019	-0,07996	-0,16181
-0,09471	-0,19537	0,292497	0,059534	0,060337	-0,00149	-0,11772	0,096424	-0,04089	-0,05597	0,017803	-0,08613	-0,23671	-0,07532	0,006713
-0,05757	-0,33739	0,116821	0,412002	0,447065	-0,04278	-0,06214	-0,09082	-0,03269	0,171504	-0,17863	-0,10243	-0,09093	0,260379	-0,19913
-0,13127	-0,31521	0,476657	0,298849	0,182419	-0,00549	0,00755	0,000419	-0,03438	0,139032	-0,09639	-0,07016	0,071692	-0,0856	-0,07495
-0,16758	-0,34895	0,524095	0,421775	0,19694	-0,03464	-0,11774	0,032586	-0,00262	0,189442	-0,11815	-0,17251	-0,02097	-0,15383	-0,10801
-0,1562	-0,31456	0,551886	0,225826	-0,04262	-0,1341	-0,02597	-0,01689	-0,04687	0,071676	-0,07443	-0,127	-0,10753	-0,03124	-0,12906

MATS4i	MATS5i	MATS6i	MATS7i	MATS8i	MATS1s	MATS2s	MATS3s	MATS8s	GATS1m	GATS2m	GATS3m	GATS4m	GATS5m	GATS6m
-0,01726	0,233765	0,08686	-0,14486	-0,16881	-0,00666	0,247741	-0,15947	0,169116	0,612233	0,743604	1,024591	1,250112	1,019333	1,134039
-0,06316	0,25504	-0,21232	0,126937	-0,09916	-0,00954	0,270956	-0,16938	0,091381	0,653993	0,674997	1,077137	1,171851	0,863691	1,013107
-0,00695	0,308066	-0,10152	-0,15022	-0,10823	-0,00701	0,259578	-0,18216	0,182622	0,462247	0,570084	1,070993	1,03202	0,456098	0,886186
-0,10664	0,106805	0,1314	-0,31387	0,073603	-0,01517	0,221091	-0,18719	0,051981	0,633646	0,741206	1,044721	1,308653	0,914355	0,79419
-0,01332	0,264442	0,021765	-0,14866	-0,15023	-0,01069	0,248076	-0,19484	0,174033	0,4935	0,602539	1,126185	1,263174	0,70766	0,855139
-0,10724	0,155821	-0,14451	0,14688	-0,12362	-0,01517	0,222205	-0,19617	0,020248	0,633646	0,741206	1,044721	1,22574	0,879967	0,928556
-0,03615	0,055019	0,302642	-0,1024	-0,19431	-0,01512	0,174261	-0,18748	0,122731	0,552056	0,669648	1,11919	1,380159	0,95056	0,937725
-0,2442	0,306372	0,156727	-0,24406	-0,12432	-0,00792	0,266068	-0,16275	0,143047	0,653993	0,674997	1,018373	1,180013	1,0214	1,187506
-0,07115	0,161328	-0,05272	0,044032	-0,12123	-0,02314	0,192275	-0,18496	0,046628	0,561168	0,758464	1,062643	1,350781	0,908393	0,733624
-0,06577	0,153934	0,119316	0,028372	-0,18891	0,008401	0,279281	-0,0883	0,195107	0,528414	0,648824	1,017978	1,411058	1,184787	0,917252
-0,09241	0,178049	0,229801	-0,14413	-0,20053	0,008401	0,279903	-0,0914	0,085029	0,528414	0,648824	1,017978	1,331557	1,009611	0,997211
-0,17641	0,03485	-0,18831	0,388647	-0,12385	-0,05965	0,434229	-0,0463	0,155348	0,509198	0,565578	0,895832	1,423824	1,323382	0,836821
0,012967	0,215431	0,023255	-0,13643	-0,16324	-0,01057	0,233236	-0,17864	0,068208	0,465236	0,56973	0,938491	1,222928	0,85737	0,774432
-0,11002	0,327617	0,066698	-0,19755	-0,03784	-0,01367	0,22695	-0,20702	0,424274	0,558263	0,710249	1,127998	1,25571	1,037133	1,227028
-0,02151	0,426708	-0,01638	-0,27191	-0,21104	-0,00195	0,260217	-0,20565	0,123083	0,637322	0,884149	1,161334	0,959768	0,782608	1,567074
0,001591	-0,07468	0,338724	-0,07267	-0,26738	-0,00954	0,271933	-0,1744	0,143711	0,653993	0,674997	1,077137	1,112018	0,954905	1,094756
0,091199	0,134797	-0,01362	-0,05326	-0,09735	-0,01401	0,158447	-0,16604	-0,09784	0,552056	0,669648	1,014046	1,291137	0,995367	1,052512
0,055371	0,084027	0,090542	-0,1024	-0,1984	-0,00701	0,260622	-0,18939	0,121045	0,462247	0,570084	1,070993	0,946022	1,127294	0,886315
-0,04981	0,239141	0,106871	-0,16435	-0,18105	-0,00909	0,236853	-0,18414	0,013263	0,4935	0,602539	1,003213	1,372895	1,047409	0,805489
-0,01753	0,13476	0,173534	-0,05566	-0,11961	0,008255	0,257478	-0,10856	0,096337	0,653993	0,777835	0,966591	1,14453	1,391132	1,142785
-0,09286	0,048275	0,187274	-0,21604	0,094757	0,000132	0,232346	-0,13174	-0,00074	0,668942	0,772048	0,991438	1,213965	1,191909	0,851287
0,007922	0,120373	0,133074	-0,04197	-0,11926	0,003759	0,246001	-0,10524	0,045085	0,477094	0,570882	0,862345	1,089575	0,965978	0,747029
-0,00861	0,199032	0,03026	-0,05441	-0,07529	0,007755	0,269307	-0,12266	0,115263	0,468092	0,563506	1,001907	0,945733	0,494971	0,815102
-0,05722	0,168604	-0,08405	0,164702	-0,06275	0,003491	0,275622	-0,12329	0,022514	0,692299	0,718537	1,024486	1,104758	1,197209	1,05027
-0,0005	-0,11023	0,367621	-0,00768	-0,20685	0,003491	0,276556	-0,12795	0,065503	0,692299	0,718537	1,024486	1,053578	1,273177	1,113073
-0,08984	-0,08202	0,178639	0,067306	-0,17629	0,005636	0,241639	-0,09711	0,040878	0,649976	0,769536	0,925468	1,091827	1,214351	1,066622
-0,15669	0,007779	-0,14626	0,380564	-0,08152	-0,05065	0,440146	-0,00885	0,175297	0,536845	0,593621	0,834952	1,272413	1,495753	0,861547
-0,00359	0,227604	-0,07589	-0,05155	-0,03721	0,009454	0,269402	-0,11695	0,112074	0,466274	0,562562	0,982523	0,883091	0,401049	0,836485
-0,01425	0,159826	0,125623	-0,0556	-0,10577	0,004065	0,258799	-0,13088	0,117513	0,518383	0,618857	1,037407	1,138118	0,931866	0,8476
-0,06208	0,091246	0,038588	0,092963	-0,08094	-0,00794	0,209694	-0,12607	0,004324	0,594666	0,774696	0,989615	1,22483	1,207433	0,798394

GATS8m	GATS2v	GATS3v	GATS4v	GATS5v	GATS6v	GATS7v	GATS8v	GATS1e	GATS2e	GATS6e	GATS7e	GATS8e	GATS2p	GATS1i
0,740745	1,091218	0,982471	0,910317	0,834194	1,16626	1,317076	1,074195	0,556329	0,467484	1,018261	0,515542	0,567428	1,186686	1,162597
0,981951	0,971996	1,097926	0,984731	0,743308	1,199596	1,138445	1,071675	0,547269	0,444671	0,941552	0,715525	0,982845	1,075882	1,189444
0,482075	0,941172	1,029542	1,022294	0,729432	1,116499	1,190779	0,942726	0,573466	0,494092	0,876041	0,381433	0,584295	0,847171	1,111545
0,909054	0,909117	0,985073	1,099879	0,936272	0,979986	1,260027	0,965522	0,654444	0,752768	0,641172	0,40887	0,819973	1,008649	1,286891
0,569021	0,990826	1,022086	1,009259	0,769822	1,133071	1,226667	0,995576	0,573361	0,511017	0,831915	0,374804	0,583335	1,005908	1,15671
1,120975	0,909117	0,985073	1,044079	0,901914	1,180382	1,051012	1,142676	0,654444	0,752768	0,652806	0,727046	1,161243	1,008649	1,286891
0,675673	1,074151	1,000741	0,961256	0,831378	1,160766	1,293318	1,074102	0,564381	0,543382	0,784503	0,424892	0,572173	1,18546	1,001048
0,729911	0,971996	1,014757	1,082713	0,820821	1,043551	1,470045	1,037927	0,547269	0,444671	1,265392	0,514244	0,468994	1,075882	1,189444
1,038142	0,895727	1,033656	1,067618	0,915801	1,028939	1,142599	1,129838	0,732198	0,808632	0,622424	0,611059	1,020221	0,983914	1,266008
0,618831	1,089045	1,040379	1,005725	0,881549	1,190108	1,196369	1,024547	0,461062	0,471237	0,824875	0,349947	0,564998	1,206794	1,129519
0,834162	1,089045	1,040379	0,932197	0,88081	1,045785	1,259742	1,187655	0,461062	0,471237	0,867735	0,535485	0,687442	1,206794	1,129519
0,566797	1,032205	1,087282	1,029788	0,845503	1,209319	1,134938	0,988423	0,590021	0,409569	0,785589	0,453923	0,563436	1,051805	0,931895
1,070444	0,906674	0,957939	1,002531	0,856955	1,06116	1,16957	1,179229	0,598052	0,55658	0,687412	0,417182	0,819389	0,873778	1,151542
0,630112	1,064004	0,923551	0,857332	0,91614	1,186703	1,422344	1,017845	0,696092	0,699046	1,199935	0,823549	0,301923	1,239039	1,315208
0,627507	1,020049	1,015754	0,79729	0,817839	1,345652	1,572618	1,021065	0,586478	0,504378	0,925324	0,441161	0,559687	1,050749	1,055514
0,880927	0,971996	1,097926	0,90005	0,988345	0,930739	1,262174	1,252671	0,547269	0,444671	1,052045	0,949519	0,566027	1,075882	1,189444
1,006359	1,074151	0,947066	0,909918	0,823625	1,169649	1,387034	1,127814	0,564381	0,543382	0,895648	1,010354	1,021844	1,18546	1,001048
1,502099	0,941172	1,029542	0,874736	0,937403	1,048002	1,169692	1,282378	0,573466	0,494092	0,871906	0,5349	0,709067	0,847171	1,111545
1,309431	0,990826	0,912507	0,981288	0,857244	1,085124	1,484074	1,232311	0,573361	0,511017	0,991379	0,778238	0,812747	1,005908	1,15671
0,837132	1,117542	0,963159	0,907192	0,861199	1,113231	1,217327	1,187641	0,547269	0,451921	0,792112	0,53613	0,30258	1,212382	1,189444
0,964972	0,960546	0,972174	1,068222	0,938359	0,970904	1,187616	1,0711	0,643044	0,725326	0,520207	0,43063	0,621371	1,055158	1,302895
1,039703	0,941478	0,92204	0,959777	0,862404	1,009708	1,072665	1,250668	0,576194	0,525307	0,510822	0,427843	0,567424	0,914973	1,178456
0,487266	0,975077	0,988116	0,982024	0,764609	1,057991	1,101424	1,056561	0,559154	0,473025	0,66505	0,410231	0,321362	0,884402	1,140459
1,038811	1,014333	1,065922	0,970592	0,781005	1,148413	1,086409	1,166467	0,541514	0,434595	0,740488	0,727285	0,734677	1,113237	1,212342
0,956026	1,014333	1,065922	0,899375	0,981651	0,928601	1,190675	1,332823	0,541514	0,434595	0,882465	0,944116	0,311141	1,113237	1,212342
1,059864	1,031573	0,91584	1,003899	0,981137	0,948921	1,116641	1,322028	0,528382	0,436208	0,941134	0,943342	0,434904	1,093539	1,060166
0,638176	1,061327	1,046396	1,000083	0,867186	1,150157	1,069408	1,100333	0,571164	0,390691	0,643589	0,444416	0,437253	1,090793	0,952686
0,464812	0,90271	0,990214	0,982661	0,700894	1,029649	1,057359	0,967416	0,552812	0,454996	0,74877	0,485287	0,30402	0,654087	1,047695
0,625374	1,022207	0,985257	0,976336	0,804038	1,076409	1,132211	1,111436	0,558427	0,488157	0,634187	0,39882	0,337976	1,042218	1,183657
1,067805	0,942795	1,005117	1,033855	0,920372	1,006887	1,079626	1,220516	0,713525	0,774447	0,492938	0,605782	0,809897	1,03057	1,283691

GATS3i	GATS4i	GATS5i	GATS6i	GATS8i	GATS2s	GATS6s	GATS7s	GATS8s	GGI1	GGI3	GGI4	GGI7	GGI8	GGI9	
1,07472	1,054533	0,845255	0,914417	0,968593	0,392196	0,892613	0,551605	0,779568		3	0,534722	0,566111	0,105903	0,082137	0,044375
1,169965	1,065692	0,761634	1,243742	0,915978	0,366091	0,838862	0,610814	0,80718		4	0,597222	0,757222	0,177969	0,106828	0,055625
1,059709	1,072377	0,802909	1,083281	0,915849	0,388279	0,849714	0,518033	0,787443		4	0,597222	0,757222	0,177969	0,106828	0,055625
1,116563	1,157426	0,898653	0,830962	0,875934	0,451898	0,665585	0,499632	0,822933		4	0,597222	0,797222	0,177969	0,138078	0,055625
1,070705	1,064235	0,838357	0,973305	0,958576	0,401658	0,822922	0,524579	0,78332		4	0,597222	0,757222	0,177969	0,106828	0,055625
1,116563	1,157997	0,860369	1,161134	0,956501	0,450971	0,678405	0,581014	0,888647		4	0,722222	0,877222	0,177969	0,082137	0,084375
1,069987	0,96791	0,748978	0,710915	0,87535	0,466284	0,808584	0,633778	0,713909		4	0,597222	0,757222	0,177969	0,106828	0,055625
1,108638	1,271785	0,773231	0,791893	0,935577	0,370803	0,825069	0,545975	0,683046		3,5	0,972222	0,712222	0,105903	0,131519	0,044375
1,128968	1,11539	0,864769	1,084012	0,945778	0,469384	0,726031	0,58689	0,882108		4	0,729167	0,903333	0,168403	0,088695	0,080316
1,16397	1,040793	0,82479	0,931605	0,983942	0,382274	0,767615	0,556131	0,760583		4,5	0,847222	0,837222	0,199653	0,194019	0,075625
1,16397	1,066442	0,864076	0,812101	1,072924	0,381675	0,979768	0,642314	0,73359		4,5	0,847222	0,917222	0,250035	0,106828	0,084375
0,939474	1,112545	0,905209	0,97008	0,95426	0,368711	0,730227	0,613623	0,770734		6	1,097222	0,877222	0,252586	0,249961	0,095625
1,062338	1,05337	0,892782	0,968141	0,958695	0,430307	0,79318	0,544585	0,924149		4,5	0,784722	1,028333	0,209219	0,106828	0,095625
0,898866	1,137827	0,753204	0,864559	0,79371	0,438919	1,022466	0,702892	0,699		3	0,375	0,625	0,103316	0,067515	0,049383
1,164917	1,059754	0,617095	0,987415	1,007632	0,388023	0,919177	0,590115	0,975555		3	0,375	0,625	0,103316	0,067515	0,049383
1,169965	1,003251	1,121862	0,740303	1,129144	0,365148	0,829226	0,606254	0,769765		4	0,722222	0,837222	0,137153	0,082137	0,084375
1,140855	1,03678	0,929211	0,850161	1,098357	0,481465	0,796941	1,05963	1,212412		3,5	0,972222	0,712222	0,105903	0,131519	0,044375
1,059709	1,012554	1,00899	0,8989	0,99134	0,387277	0,862552	0,557127	0,832873		4	0,722222	0,837222	0,137153	0,082137	0,084375
1,052289	1,087154	0,846369	0,902021	0,968129	0,412432	0,89311	0,706216	0,966749		3,5	0,972222	0,712222	0,105903	0,131519	0,044375
1,052267	1,028109	0,91063	0,882166	0,975037	0,376159	0,637973	0,722824	0,468084		3	0,659722	0,406111	0,125035	0,082137	0,065625
1,091425	1,125523	0,947247	0,822157	0,892634	0,435427	0,492992	0,666508	0,564252		4	0,722222	0,637222	0,197102	0,138078	0,085625
1,041298	1,0277	0,954369	0,927439	0,966247	0,406097	0,553213	0,690365	0,613198		4,5	0,909722	0,868333	0,228352	0,131519	0,085625
1,037493	1,041694	0,875409	1,020507	0,92662	0,370725	0,59618	0,691528	0,470524		4	0,722222	0,597222	0,197102	0,106828	0,085625
1,13909	1,046533	0,832049	1,163713	0,928688	0,354938	0,6048	0,769387	0,535792		4	0,722222	0,597222	0,197102	0,106828	0,085625
1,13909	0,991646	1,140353	0,742279	1,119549	0,354035	0,640922	0,765154	0,469188		4	0,847222	0,677222	0,156285	0,106828	0,065625
0,958428	1,121586	1,153947	0,898625	1,055071	0,371547	0,581508	0,748391	0,473615		3,5	1,159722	0,765556	0,17191	0,090199	0,09125
0,9143	1,072234	0,889947	0,906504	0,950612	0,351028	0,582675	0,6474	0,631232		6	1,222222	0,717222	0,271719	0,249961	0,125625
1,019267	1,030514	0,804057	1,107462	0,851784	0,368927	0,610306	0,699511	0,466123		4	0,722222	0,597222	0,197102	0,106828	0,085625
1,048692	1,036637	0,907342	0,931342	0,966156	0,382336	0,579007	0,684383	0,47931		4	0,722222	0,597222	0,197102	0,106828	0,085625
1,102142	1,086814	0,919441	1,035604	0,955434	0,451471	0,52657	0,733597	0,599708		4	0,854167	0,743333	0,187535	0,113387	0,070316

GGI10	SpMax3_B	SpMax4_B	SpMax5_B	SpMax6_B	SpMax7_B	SpMax8_B	SpMax5_B	SpMax4_B	SpMax8_B	SpMin1_Bf	SpMin3_Bf	SpMin4_Bf	SpMin5_Bf	SpMin6_Bf
0,024691	3,561905	2,880962	2,68665	2,582704	1,954053	1,891111	2,715168	2,807938	3,441495	2,014761	1,303935	1,216585	1,180549	0,765676
0,057749	3,579044	2,999528	2,739725	2,68665	2,238227	1,950957	2,715168	2,980285	3,614738	2,040256	1,556578	1,275885	1,180549	1,069026
0,057749	3,687571	3,52084	2,836322	2,68665	2,44893	1,951859	2,715168	2,887805	3,52661	1,965659	1,28467	1,180549	1,138199	0,707804
0,057749	3,577975	3,069209	2,808262	2,68665	2,498944	1,953983	2,739222	2,954919	3,674222	1,992121	1,573656	1,285094	1,180549	1,148332
0,057749	3,618384	3,251861	2,788147	2,68665	2,270413	1,950745	2,715168	2,843488	3,674222	1,975818	1,286365	1,180549	1,151152	0,70782
0,057749	3,575199	3,066307	2,860778	2,607809	2,524795	1,954058	2,810065	2,964121	3,516235	1,992303	1,573226	1,297671	1,212396	1,06592
0,057749	3,57641	2,933809	2,68665	2,668049	1,980787	1,942291	2,715168	2,806352	3,674222	1,985687	1,288621	1,180549	1,165619	0,707883
0,024691	3,568991	2,967169	2,869176	2,604189	2,227924	1,950962	2,81445	3,022834	3,499681	2,039548	1,552602	1,300911	1,212951	1,006335
0,070807	3,5985	3,156293	2,824633	2,681255	2,367175	1,954285	2,767022	2,987901	3,673739	1,949483	1,439644	1,283744	1,150207	1,051148
0,057749	3,624774	3,377472	2,824153	2,68665	2,438871	1,952054	2,715168	2,989963	3,751771	2,011604	1,339139	1,252673	1,180549	0,933243
0,090807	3,618362	3,390966	2,866168	2,603815	2,456611	1,954005	2,808814	3,015408	3,781493	2,011558	1,323532	1,267529	1,209636	0,792255
0,074278	3,604753	3,292834	2,819677	2,68665	2,437565	1,952128	2,715168	2,972909	3,858092	2,004877	1,308699	1,228109	1,180549	0,845411
0,057749	3,62181	3,400261	3,211191	2,782383	2,462599	2,047356	2,76207	2,856264	3,678149	1,938407	1,283619	1,16077	1,031634	0,707793
0	3,546101	2,826553	2,331968	2,233479	1,950357	1,742372	2,26302	2,706454	3,238369	1,869897	1,449495	1,262137	0,824443	0,707759
0	3,583343	2,828452	2,682437	2,331241	1,950779	1,798029	2,269285	2,706482	3,095507	1,869716	1,334594	1,242316	0,792427	0,707756
0,024691	3,576073	2,98414	2,84207	2,595553	2,194893	1,953936	2,804871	3,005231	3,461807	2,039946	1,555072	1,294077	1,211533	0,946134
0,024691	3,567758	2,89132	2,814034	2,598091	1,977182	1,941545	2,73406	2,80766	3,545033	1,986557	1,302471	1,213833	1,103946	0,707954
0,024691	3,687482	3,528291	2,869025	2,606084	2,47171	1,953993	2,772406	2,889806	3,45144	1,965977	1,297597	1,212279	1,04345	0,763645
0,024691	3,590295	3,28858	2,875403	2,607247	2,25848	1,950806	2,764681	2,82622	3,516023	1,976958	1,302242	1,213641	1,085565	0,707851
0,037241	3,608014	3,077735	2,68665	2,673217	2,263313	1,933363	2,715168	2,970403	3,533952	2,015092	1,499666	1,249557	1,180549	0,976954
0,045404	3,625452	3,129821	2,980839	2,68665	2,561843	2,255941	2,881197	3,017881	3,674222	1,992812	1,574476	1,497248	1,180549	1,166682
0,078461	3,665064	3,400717	3,250173	3,000427	2,496576	2,282837	2,76697	2,995135	3,739663	1,947961	1,497727	1,173645	1,040326	0,96881
0,045404	3,6995	3,559448	3,059649	2,68665	2,532525	2,235119	2,715168	3,012516	3,605258	1,967789	1,498135	1,180549	1,156565	0,972847
0,045404	3,62684	3,110615	2,889276	2,68665	2,355401	2,167254	2,829355	3,061857	3,674222	2,040398	1,561593	1,490975	1,180549	1,084511
0,070299	3,624244	3,096789	2,934177	2,675711	2,274519	2,187358	2,923774	3,048326	3,546929	2,040101	1,558149	1,494956	1,23579	0,98025
0,090909	3,655383	3,34103	3,089018	2,872645	2,539329	2,399067	3,032882	3,316179	3,684434	2,153893	1,670338	1,499362	1,319969	1,045739
0,078461	3,650285	3,311848	3,040441	2,68665	2,513885	2,236771	2,867043	3,056978	3,948364	2,005322	1,499644	1,264892	1,180549	0,979218
0,045404	3,70344	3,572753	3,06295	2,68665	2,555241	2,240333	2,715942	3,234554	3,539186	1,964289	1,498049	1,180549	1,151748	0,972613
0,045404	3,662111	3,28258	3,015154	2,68665	2,387993	2,175461	2,715168	2,988534	3,674222	1,977159	1,498372	1,180549	1,170427	0,973495
0,065404	3,646461	3,194658	3,009268	2,719275	2,422926	2,237477	2,895699	3,052759	3,73891	1,954497	1,49813	1,439279	1,164851	1,055649

SpMin7_Bf	SpMin8_Bf	SpMin3_Bf	SpMin5_Bf	SpMin1_Bf	SpMin2_Bf	SpMin3_Bf	SpMin4_Bf	SpMin6_Bf	SpMin3_Bf	SpMin4_Bf	SpMin6_Bf	P_VSA_Log	P_VSA_Log	P_VSA_Log
0,707746	0,55381	1,434721	1,10684	1,98059	1,914046	1,523253	1,396822	0,988207	1,190665	1,080198	0	0	5,069063	47,38124
0,707791	0,639993	1,518927	1,188123	2,002148	1,914877	1,524849	1,507986	1,06232	1,259738	1,149736	0,088193	8,825204	5,069063	37,90499
0,668594	0,553298	1,433248	1,10684	1,960384	1,912814	1,523185	1,371645	0,979225	1,192045	1,084505	0	0	5,069063	37,90499
0,707832	0,687138	1,547356	1,280083	1,987665	1,91442	1,546817	1,522433	1,06232	1,219989	1,145149	0,197544	10,88306	5,069063	37,90499
0,680498	0,553376	1,433397	1,10684	1,965428	1,913213	1,5232	1,377534	0,980908	1,191119	1,081658	0	0	5,069063	37,90499
0,764107	0,707745	1,541604	1,318537	1,987805	1,914415	1,535857	1,522308	0,997706	1,206077	1,139887	0,138734	10,88306	5,069063	37,90499
0,695281	0,553462	1,433898	1,10684	1,982245	1,914114	1,52326	1,399082	0,989301	1,1885	1,072581	0	0	5,069063	37,90499
0,707796	0,640438	1,46954	1,335126	2,003309	1,914704	1,523267	1,418235	0,994489	1,190925	1,130898	0,046194	8,825204	5,069063	37,90499
0,707803	0,666318	1,487292	1,295873	1,95788	1,912637	1,523799	1,521047	0,988904	1,189974	1,133306	0,12322	0	11,7193	28,42874
0,707778	0,586598	1,589176	1,200282	2,081399	1,916173	1,697286	1,522948	1,06232	1,276898	1,154189	0	5,670051	5,069063	37,90499
0,747302	0,707745	1,576803	1,299143	2,081849	1,916013	1,687017	1,523021	0,991655	1,247972	1,155469	0	5,670051	5,069063	37,90499
0,707771	0,555957	1,45062	1,119506	2,004649	1,914948	1,528229	1,51793	1,06232	1,234051	1,139893	0	0	5,069063	37,90499
0,646008	0,553119	1,432852	1,053249	1,950751	1,911776	1,523171	1,367488	0,975679	1,191336	1,082239	0	0	5,069063	28,42874
0,55407	0,340937	1,565678	1,022277	1,917058	1,692217	1,585542	1,522727	0,929157	1,329761	1,156839	0	0	5,069063	30,69199
0,554063	0,336761	1,49516	0,989866	1,916725	1,653288	1,523028	1,45269	0,880276	1,378321	1,15948	0	0	5,069063	26,60157
0,762369	0,707746	1,502451	1,293555	2,002328	1,914799	1,523765	1,486693	0,991198	1,231775	1,14676	0,012763	8,825204	5,069063	37,90499
0,696626	0,553362	1,434721	1,078801	1,982356	1,914101	1,523253	1,396823	0,98856	1,190659	1,079923	0	0	5,069063	37,90499
0,707745	0,55381	1,433946	1,046262	1,959963	1,912849	1,523212	1,385385	0,977504	1,191313	1,081981	0	0	5,069063	37,90499
0,681578	0,553259	1,434721	1,060902	1,964255	1,913347	1,523251	1,396818	0,98216	1,190666	1,080255	0	0	5,069063	37,90499
0,764572	0,642086	1,582487	1,128536	1,980845	1,93669	1,640543	1,398837	1,06232	1,330481	1,099816	0	0	7,603595	47,38124
0,973574	0,687272	1,585211	1,280232	1,987808	1,937134	1,641104	1,545205	1,18859	1,332299	1,188765	0,217552	10,88306	7,603595	37,90499
0,649494	0,638371	1,58178	1,127787	1,953388	1,932132	1,640262	1,371016	1,011209	1,330602	1,102407	0	0	7,603595	28,42874
0,669248	0,641106	1,581999	1,127778	1,961557	1,934603	1,640331	1,374968	1,06232	1,33071	1,105265	0	0	7,603595	37,90499
0,969326	0,646417	1,586362	1,18979	2,002211	1,937611	1,641279	1,508701	1,160891	1,338074	1,229394	0,108678	8,825204	7,603595	37,90499
0,94336	0,761381	1,584651	1,293815	2,002367	1,937592	1,640999	1,486707	1,192403	1,334394	1,199948	0,019002	8,825204	7,603595	37,90499
0,96905	0,947814	1,639363	1,362838	2,126753	1,938583	1,645192	1,617151	1,201544	1,467061	1,327426	0,075609	0	7,603595	66,33373
0,842976	0,642332	1,583609	1,140685	2,004702	1,937681	1,641421	1,521836	1,165725	1,335155	1,197307	0	0	7,603595	37,90499
0,665521	0,640918	1,581927	1,127668	1,954794	1,932679	1,640253	1,366766	1,06232	1,330916	1,110023	0	0	7,603595	37,90499
0,680763	0,641459	1,582058	1,12787	1,966212	1,935374	1,640382	1,380513	1,06232	1,330557	1,101651	0	0	7,603595	37,90499
0,971448	0,667027	1,581781	1,296301	1,959299	1,934183	1,640363	1,521614	1,19224	1,329734	1,142539	0,129405	0	14,25383	28,42874

P_VSA_Loξ	P_VSA_Loξ	P_VSA_Loξ	P_VSA_MFP	P_VSA_MFP	P_VSA_MFP	P_VSA_MFP	P_VSA_m_	P_VSA_v_ξ	P_VSA_e_ξ	P_VSA_i_1	P_VSA_i_2	P_VSA_i_3	P_VSA_s_ξ	P_VSA_s_4
0	105,9399	0	60,02397	10,08906	50,56681	0	105,2221	68,83995	68,83995	0	68,83995	165,9639	21,45871	47,38124
0	129,4821	0	60,02397	18,91426	44,27614	0	107,7566	71,37448	71,37448	0	71,37448	189,5061	24,64429	46,73019
0	94,16882	45,95409	60,02397	10,08906	44,14567	45,95409	98,80093	108,3729	62,41881	0	108,3729	154,1928	24,51382	37,90499
0	129,4821	0	71,02386	10,08906	57,21705	0	111,8723	75,49019	75,49019	0	75,49019	200,506	26,70214	48,78805
0	94,16882	39,14864	60,02397	10,08906	44,59117	0	99,24643	102,013	62,86431	0	62,86431	193,3414	24,95932	37,90499
0	129,4821	0	71,02386	10,08906	57,21705	0	111,8723	75,49019	75,49019	0	75,49019	200,506	26,70214	48,78805
14,96011	94,16882	0	60,02397	10,08906	50,21158	0	104,8668	68,48472	68,48472	0	68,48472	154,1928	30,57973	37,90499
0	129,4821	0	60,02397	18,91426	44,27614	0	107,7566	71,37448	71,37448	0	71,37448	189,5061	24,64429	46,73019
23,5422	82,39771	0	82,02375	16,7393	42,10117	0	103,4067	67,02455	67,02455	0	67,02455	187,9637	38,5958	28,42874
0	94,16882	50,74691	60,02397	10,08906	43,84731	0	104,1726	62,12045	62,12045	0	62,12045	204,9397	24,21546	43,57504
0	94,16882	50,74691	60,02397	10,08906	43,84731	0	104,1726	62,12045	62,12045	0	62,12045	204,9397	24,21546	43,57504
0	94,16882	7,759516	104,9043	17,84857	44,27614	0	106,6909	70,30879	70,30879	0	70,30879	154,1928	24,64429	37,90499
0	82,39771	78,29729	60,02397	10,08906	38,61553	0	93,27079	135,186	56,88867	0	56,88867	220,719	28,45992	28,42874
17,21992	70,62661	0	69,53132	10,08906	36,14081	0	90,79607	54,41395	54,41395	0	54,41395	151,929	23,72196	30,69199
13,1295	101,9043	0	60,02397	10,08906	27,95997	31,27769	82,61523	77,51079	77,51079	31,27769	46,23311	142,4217	50,90922	26,60157
0	129,4821	0	60,02397	18,91426	44,27614	0	107,7566	71,37448	71,37448	0	71,37448	189,5061	24,64429	46,73019
14,96011	94,16882	0	60,02397	10,08906	50,21158	0	104,8668	68,48472	68,48472	0	68,48472	154,1928	30,57973	37,90499
0	94,16882	45,95409	60,02397	10,08906	44,14567	45,95409	98,80093	108,3729	62,41881	0	108,3729	154,1928	24,51382	37,90499
0	94,16882	39,14864	60,02397	10,08906	44,59117	0	99,24643	102,013	62,86431	0	62,86431	193,3414	24,95932	37,90499
0	129,4821	0	60,02397	12,62359	50,56681	0	107,7566	71,37448	71,37448	0	71,37448	189,5061	23,99324	47,38124
0	153,0243	0	71,02386	12,62359	57,21705	0	114,4068	78,02472	78,02472	0	78,02472	224,0482	29,23667	48,78805
0	105,9399	78,29729	60,02397	12,62359	38,61553	0	95,80532	137,7205	59,4232	0	59,4232	244,2612	30,99446	28,42874
0	117,711	45,95409	60,02397	12,62359	44,14567	45,95409	101,3355	110,9074	64,95334	0	110,9074	177,735	27,04835	37,90499
0	153,0243	0	60,02397	21,44879	44,27614	0	110,2911	73,90901	73,90901	0	73,90901	213,0483	27,17882	46,73019
0	153,0243	0	60,02397	21,44879	44,27614	0	110,2911	73,90901	73,90901	0	73,90901	213,0483	27,17882	46,73019
0	153,0243	0	60,02397	12,62359	74,66524	0	131,855	95,4729	95,4729	0	95,4729	213,0483	29,13917	66,33373
0	117,711	7,759516	104,9043	20,3831	44,27614	0	109,2254	72,84332	72,84332	0	72,84332	177,735	27,17882	37,90499
0	174,493	0	60,02397	12,62359	42,75021	56,78201	99,94	63,55788	120,3399	56,78201	63,55788	177,735	25,65289	94,687
0	117,711	39,14864	60,02397	12,62359	44,59117	0	101,781	104,5475	65,39884	0	65,39884	216,8836	27,49385	37,90499
23,5422	105,9399	0	82,02375	19,27383	42,10117	0	105,9412	69,55908	69,55908	0	69,55908	211,5059	41,13034	28,42874



P_VSA_s	ε	P_VSA_pp	P_VSA_pp	P_VSA_pp	Eta_betaS	Eta_betaP	Eta_L	Eta_L_A	Eta_F_A	Eta_FL	Eta_sh_p	Eta_sh_y	SpMAD_E/	SpMaxA_E	SpMAD_E/
96,4061	55,63588	104,031	50,28985	0,640625	0,8125	3,010542	0,188159	0,865604	4,743478	0,091324	0,273973	1,462282	0,542492	2,068228	
96,4061	58,17041	97,7403	59,11506	0,632353	0,764706	3,36378	0,197869	0,858062	4,784087	0,149573	0,320513	1,468734	0,513133	2,050025	
96,4061	92,11372	97,60983	96,24395	0,632353	0,764706	3,603029	0,211943	0,793918	4,544838	0,23166	0,289575	1,468734	0,513133	2,050025	
107,406	46,15963	99,79815	61,17291	0,652778	0,75	3,457756	0,192098	0,901488	5,228116	0,143443	0,307377	1,457814	0,486383	2,008927	
135,5547	85,30827	98,05533	89,4385	0,647059	0,764706	3,331699	0,195982	0,862757	4,816168	0,172311	0,311943	1,468734	0,513133	2,050025	
107,406	46,15963	99,79815	61,17291	0,652778	0,75	3,457756	0,192098	0,906826	5,228116	0,143443	0,307377	1,45784	0,491179	2,008828	
111,3662	46,15963	103,6757	65,24997	0,647059	0,764706	3,200726	0,188278	0,898834	4,947141	0,125549	0,329567	1,468734	0,513133	2,050025	
96,4061	58,17041	97,7403	59,11506	0,632353	0,764706	3,364697	0,197923	0,862191	4,800007	0,149573	0,320513	1,468009	0,556104	2,049615	
118,4059	36,68338	95,56533	50,28985	0,697368	0,736842	3,711565	0,195346	0,908654	5,508782	0,07874	0,354331	1,501279	0,458789	2,010007	
147,153	46,15963	97,31147	101,0368	0,657895	0,842105	3,288627	0,173086	1,010136	5,769924	0,159363	0,346614	1,487552	0,462973	2,132983	
147,153	46,15963	97,31147	101,0368	0,657895	0,842105	3,288627	0,173086	1,020666	5,769924	0,159363	0,346614	1,489458	0,470667	2,13549	
141,2864	49,3452	97,7403	95,17019	0,65	0,65	3,936522	0,196826	0,983171	5,42267	0,176018	0,288779	1,514095	0,555173	2,013228	
174,7034	114,9807	92,07969	128,5871	0,652778	0,722222	3,654714	0,20304	0,858975	4,903836	0,240044	0,343699	1,478199	0,494453	2,039362	
105,9134	24,02156	99,11232	50,28985	0,683333	0,733333	2,863636	0,190909	0,831205	4,390384	0,100503	0,301508	1,466895	0,576795	2,066494	
96,4061	55,29925	112,7018	50,28985	0,65	0,733333	3,240616	0,216041	0,761814	4,013404	0,093458	0,280374	1,466895	0,576795	2,066494	
96,4061	58,17041	97,7403	59,11506	0,632353	0,764706	3,36378	0,197869	0,859855	4,784087	0,149573	0,320513	1,473228	0,517093	2,055315	
111,3662	46,15963	103,6757	65,24997	0,647059	0,764706	3,202031	0,188355	0,908128	4,962673	0,125549	0,329567	1,468009	0,556104	2,049615	
96,4061	92,11372	97,60983	96,24395	0,632353	0,764706	3,603029	0,211943	0,79235	4,544838	0,23166	0,289575	1,473228	0,517093	2,055315	
135,5547	85,30827	98,05533	89,4385	0,647059	0,764706	3,333005	0,196059	0,867443	4,831699	0,172311	0,311943	1,468009	0,556104	2,049615	
96,4061	58,17041	104,031	50,28985	0,632353	0,764706	3,510542	0,206502	0,835058	4,743478	0,08547	0,25641	1,446824	0,512328	2,018186	
107,406	48,69416	99,79815	61,17291	0,644737	0,710526	3,957756	0,208303	0,872626	5,228116	0,135135	0,289575	1,444156	0,462041	1,966905	
174,7034	117,5152	92,07969	128,5871	0,644737	0,684211	4,154714	0,218669	0,830362	4,903836	0,227038	0,325077	1,464175	0,469715	1,996613	
96,4061	94,64825	97,60983	96,24395	0,625	0,722222	4,103029	0,227946	0,765947	4,544838	0,218978	0,273723	1,453363	0,486103	2,003142	
96,4061	60,70494	97,7403	59,11506	0,625	0,722222	3,86378	0,214654	0,828707	4,784087	0,140562	0,301205	1,453363	0,486103	2,003142	
96,4061	60,70494	97,7403	59,11506	0,625	0,722222	3,86378	0,214654	0,830251	4,784087	0,140562	0,301205	1,458008	0,489857	2,008586	
96,4061	82,26883	128,1294	50,28985	0,630952	0,809524	4,27153	0,203406	0,933339	5,965654	0,068027	0,306122	1,476253	0,471986	2,095805	
141,2864	51,87974	97,7403	95,17019	0,642857	0,619048	4,436522	0,211263	0,954254	5,42267	0,166407	0,273011	1,498945	0,529938	1,974618	
96,4061	105,4762	96,21437	107,0719	0,625	0,722222	4,170934	0,231719	0,748134	4,476933	0,244579	0,26475	1,453363	0,486103	2,003142	
135,5547	87,8428	98,05533	89,4385	0,638889	0,722222	3,831699	0,212872	0,833274	4,816168	0,162192	0,293624	1,453363	0,486103	2,003142	
118,4059	39,21791	95,56533	50,28985	0,6875	0,7	4,211565	0,210578	0,88114	5,508782	0,074349	0,334572	1,486985	0,437929	1,971869	

SpMAD_E	SpDiam_AI	SpMAD_Af	SpMax_AE	SpMAD_Af	Chi1_EA(d)	SM07_EA(i)	SM14_AEA	SM15_AEA	SM05_AEA	SM13_AEA	SM07_AEA	SM08_AEA	Eig12_EA(t)	Eig03_EA(r)
1,434247	5,982913	1,483114	4,293305	1,555604	2,70681	7,46509	1	0,686489	-1	4,147575	-2,46237	-3,80353	-1,85138	2,117209
1,442332	5,599554	1,508452	4,306604	1,564619	4,177398	7,647792	1	0,718439	-1	5,064127	-3	-3,01413	-1,5	2,230756
1,387842	5,599554	1,508452	4,306604	1,564041	3,382486	7,49905	1	0,718439	-1	5,064127	-3	-3,01413	-1,5	2,128937
1,406733	5,737669	1,502381	4,30906	1,550501	7,357973	7,618995	1	0,742979	-0,88311	5,074485	-2,42573	-3	-1,5	2,213699
1,397016	5,599554	1,508452	4,306604	1,564869	3,347836	7,514035	1	0,718439	-1	5,064127	-3	-3,01413	-1,5	2,135377
1,406744	5,797063	1,498219	4,322952	1,553411	7,357973	7,629934	1,097838	0,690535	-0,80486	5,06037	-2,10752	-2,54253	-1,1754	2,189742
1,421316	5,599554	1,508452	4,306604	1,564332	3,369062	7,571279	1	0,718439	-1	5,064127	-3	-3,01413	-1,5	2,170275
1,441645	6,148719	1,518224	4,391291	1,565096	4,177398	7,810253	1,112256	0,701231	-0,91601	4,882458	-2,49182	-3,45902	-1,84024	2,158373
1,447285	5,814358	1,512449	4,387978	1,589796	10,54709	7,894108	1,402788	1,048215	-0,63356	5,081714	-2	-2,47119	-1,0936	2,303385
1,454104	5,609753	1,530084	4,344097	1,594827	7,850113	7,840441	1,095047	1	-0,88232	5,085267	-2	-2,43992	-1,5	2,333044
1,455948	5,782959	1,529312	4,373096	1,598724	7,850113	7,850308	1,1184	1	-0,79216	5,079187	-2	-2,24577	-1,19712	2,304992
1,426268	6,525474	1,522254	4,455905	1,529392	6,860517	8,067454	1,225341	1	-0,88206	5,177422	-2,44365	-3	-1	2,357855
1,367791	5,605967	1,530048	4,359662	1,59764	3,613357	7,584885	1,327499	0,720237	-0,86841	5,072959	-2,40092	-3,14939	-1,43774	2,168251
1,437148	5,780701	1,479257	4,300361	1,541187	2,70681	7,512078	0,618034	0,618034	-1,15124	4,16124	-3,86037	-4,37228	-2	2,119031
1,3812	5,780701	1,479257	4,300361	1,541187	2,70681	7,262153	0,618034	0,618034	-1,15124	4,16124	-3,86037	-4,37228	-2	2,080516
1,446745	5,754457	1,507928	4,318541	1,570406	4,177398	7,661063	1,09463	0,689083	-0,91241	5,04203	-2,52765	-3,38956	-1,76802	2,200906
1,420869	6,148719	1,518224	4,391291	1,566737	3,369062	7,689709	1,112256	0,701231	-0,91601	4,882458	-2,49182	-3,45902	-1,84024	2,146652
1,390358	5,754457	1,507928	4,318541	1,56999	3,382486	7,503689	1,09463	0,689083	-0,91241	5,04203	-2,52765	-3,38956	-1,76802	2,129205
1,396822	6,148719	1,518224	4,391291	1,567374	3,347836	7,583091	1,112256	0,701231	-0,91601	4,882458	-2,49182	-3,45902	-1,84024	2,134129
1,420417	5,982803	1,471016	4,292356	1,532767	4,339518	7,46509	1	0,90178	-1	4,21456	-2,34683	-3,04631	-1,5	2,186672
1,395696	5,745258	1,493828	4,308289	1,532711	8,99068	7,618995	1	0,976298	-0,52979	5,159897	-2	-3	-1,32752	2,224718
1,359146	5,79686	1,517677	4,359272	1,58139	5,246065	7,584885	1,396535	0,959316	-0,63237	5,159597	-2	-2,88336	-1,28038	2,20705
1,37693	5,743928	1,496523	4,305804	1,543768	5,015193	7,49905	1	0,959112	-1	5,157536	-2,83854	-3	-1,49193	2,191689
1,428427	5,743928	1,496523	4,305804	1,542107	5,810106	7,647792	1	0,959112	-1	5,157536	-2,83854	-3	-1,49193	2,233259
1,432985	5,760717	1,49628	4,31784	1,547847	5,810106	7,661063	1,15278	0,90594	-0,7276	5,152311	-2,01437	-3,07172	-1,37981	2,220202
1,45564	6,38392	1,509155	4,570841	1,555354	4,339518	8,168983	1,503747	1,260012	-0,19338	5,162618	-1,09293	-1,4781	-0,61028	2,248153
1,415173	6,669953	1,515179	4,455868	1,517625	8,493224	8,067454	1,298205	1	-0,47364	5,181782	-2	-3	-1	2,329532
1,357266	5,743928	1,496523	4,305804	1,541988	5,114711	7,474698	1	0,959112	-1	5,157536	-2,83854	-3	-1,49193	2,188028
1,385587	5,743928	1,496523	4,305804	1,544784	4,980543	7,514035	1	0,959112	-1	5,157536	-2,83854	-3	-1,49193	2,194214
1,4355	5,863684	1,507884	4,387728	1,573865	12,1798	7,894108	1,455623	1,094674	-0,20603	5,161357	-1,78076	-2	-0,83902	2,279239

Eig04_EA(r	Eig12_EA(r	Eig13_EA(r	Eig14_AEA	Eig03_AEA	Eig05_AEA	Eig06_AEA	Eig07_AEA	RGyr	SPAN	SPAM	SPH	PJ13	L/Bw	HOMA
1,664753	-1	-1,38942	1	2,515513	1,4	1,235727	1	3,160605	5,642359	0,475073	0,87799	0,853243	3,88	0,75366
2,038429	-1	-1,17097	1	2,629396	1,486384	1,4	1	3,391339	6,266586	0,473082	0,909601	0,78265	4,46	0,754685
1,814289	-1	-1	1	2,827305	1,528426	1,4	1	3,915985	6,229035	0,499161	0,912478	0,753873	8,22	0,761655
2,031499	-1	-1	1,125182	2,794993	1,567894	1,4	1,086198	3,597083	6,909282	0,48811	0,895959	0,892545	4,82	0,747688
1,862178	-1	-1	1	2,851411	1,532588	1,4	1	3,640873	5,426699	0,465906	0,893283	0,776233	5,54	0,757914
1,983626	-0,89755	-1	1,286551	2,78055	1,588303	1,4	1,19353	3,570434	6,703777	0,480796	0,863093	0,791194	6,28	0,745285
1,978727	-1	-1,06662	1	2,836515	1,52999	1,4	1	3,470552	5,510934	0,469508	0,78708	0,781776	5,42	0,761321
1,764338	-1	-1,38879	1,052675	2,682537	1,497023	1,4	1,221868	3,363792	5,837261	0,456589	0,845814	0,960307	6,9	0,624137
2,067345	-0,8537	-0,9243	1,557104	2,928877	1,992041	1,820233	1,412186	3,64726	6,213208	0,471063	0,894891	0,835814	6,14	0,677199
2,088213	-1	-1	1,31873	2,964373	2,028899	1,416091	1,4	3,949455	6,032364	0,472674	0,880342	0,83341	10,78	0,750679
2,076383	-0,89858	-1	1,374134	2,96464	1,989291	1,4	1,392933	3,562064	5,165169	0,437381	0,866041	0,617628	3,53	0,744356
2,099841	-0,7	-0,86218	2	2,966132	2,051513	1,420208	1,4	3,924732	6,061563	0,465279	0,904504	0,804832	6,61	0,752317
1,952923	-0,95684	-1	1,280614	2,920742	2,138231	1,502982	1,4	3,784767	5,856244	0,483994	0,828007	0,760622	6,64	0,756581
1,59265	-1,47568	-1,58191	0,874578	2,525148	1,4	1,092217	0,779831	3,088864	5,451598	0,497795	0,847155	0,696309	4,41	0,737526
1,526623	-1,27346	-1,4754	0,874578	2,525148	1,4	1,092217	0,779831	3,129832	5,23937	0,488009	0,82276	0,713538	4,44	0,769295
1,991564	-1	-1,29982	1,071057	2,644964	1,489082	1,4	1,164034	3,343448	6,046659	0,464706	0,843957	0,808019	4,78	0,756398
1,730641	-1	-1,27456	1,052675	2,759077	1,592079	1,4	1,225049	3,226858	5,604351	0,47347	0,767922	0,757898	4,78	0,73962
1,776473	-1	-1,08679	1,071057	2,805076	1,543921	1,4	1,173521	3,770148	5,949567	0,487835	0,839428	0,881018	9,19	0,761302
1,698807	-1	-1,13941	1,052675	2,764245	1,596871	1,4	1,225197	3,34566	5,671756	0,476309	0,828458	0,959333	4,73	0,69593
1,692371	-1	-1,12679	1,025573	2,525602	1,4	1,373807	1,082895	3,076063	5,666456	0,449859	0,783529	0,897316	3,5	0,756079
2,090078	-1	-1	1,278621	2,797579	1,60767	1,4	1,273915	3,499124	6,923652	0,46515	0,852609	0,940969	4,28	0,750191
1,990853	-0,87821	-1	1,281098	2,924805	2,1387	1,558261	1,4	3,815281	6,023665	0,463822	0,820729	0,755827	5,56	0,75345
1,837284	-1	-1	1,24151	2,83014	1,578994	1,4	1,234126	3,89754	6,069679	0,46559	0,790233	0,759238	9,17	0,755763
2,103189	-1	-1,06742	1,24151	2,634813	1,546164	1,4	1,215368	3,297606	6,254226	0,449165	0,845634	0,771854	3,88	0,753626
2,04325	-1	-1,12325	1,233531	2,651336	1,537737	1,4	1,282694	3,306079	6,089049	0,443194	0,80686	0,913848	4,41	0,751391
2,11212	-0,43161	-0,61803	2	2,772398	1,618034	1,591408	1,4	3,959288	6,331133	0,43152	0,926756	0,896357	7,04	0,678428
2,175992	-0,7	-0,7	2	2,969231	2,056497	1,494473	1,4	3,861374	6,032519	0,441132	0,8317	0,757486	6,72	0,750444
1,738676	-1	-1	1,24151	2,771013	1,571141	1,4	1,229604	4,04837	6,705926	0,489385	0,809263	0,719869	12,03	0,752734
1,886405	-1	-1	1,24151	2,854377	1,582285	1,4	1,236032	3,578517	5,502442	0,443301	0,791426	0,773382	5,6	0,759069
2,147311	-0,64202	-0,89895	1,557104	2,932736	1,99211	1,826407	1,48188	3,682861	6,266973	0,449623	0,785031	0,759928	4,65	0,680959

CMBL	HOMT	DISPm	QXXm	DISPv	QXXv	DISPe	QYYp	DISPi	QXXs	WiA_G	J_G	VE1sign_G	VE3sign_G	VE1_RG
1,479	9,043918	3,029649	42,62891	1,036704	35,20728	0,291038	164,1866	0,558114	162,2356	4,57715	2,158189	0,064733	-2,97219	2,794194
1,478	9,056222	6,550633	46,43715	2,845569	38,66005	0,370771	216,5016	0,367486	178,0691	4,95872	2,207818	0,036246	-4,03407	2,255056
1,477	9,139857	17,47797	53,51366	7,76943	36,97063	0,155781	213,3139	0,924133	165,523	4,620353	2,145971	0,106074	-2,43597	2,782844
1,479	8,972256	4,725782	52,08914	3,322805	44,32616	0,227643	235,735	0,23078	197,1476	5,121847	2,204247	0,061755	-3,50705	2,302102
1,478	9,094965	7,291234	47,10904	6,377616	36,62323	0,118103	195,0288	0,670928	167,64	4,61701	2,146089	0,096333	-2,54056	2,783563
1,479	8,94342	5,275059	46,62927	3,210214	40,33038	0,261833	244,8157	0,234927	172,866	5,143675	2,202636	0,045841	-3,88237	2,354097
1,477	9,135857	2,578622	46,14213	3,221476	37,10482	0,122496	168,1576	0,220794	177,1918	4,607643	2,147618	0,072487	-2,84935	2,774768
1,498	7,489643	5,552699	42,76712	1,857347	42,19153	0,378111	200,943	0,526495	175,7461	4,817841	2,274681	0,058398	-3,45409	2,259433
1,477	8,126391	0,423998	46,326	1,586159	37,61162	0,054597	231,2511	0,352687	169,2454	5,030542	1,7419	0,06208	-3,37973	2,782676
1,478	9,008154	4,620741	40,49419	4,076228	33,06207	0,206038	228,36	0,035178	168,7868	5,046174	2,1125	0,05731	-3,35278	2,778918
1,479	8,932274	2,873882	75,62778	2,664951	54,11497	0,204767	182,0117	0,293101	300,943	4,782274	2,213745	0,036838	-3,87101	2,781055
1,478	9,027806	7,483266	56,04977	4,054049	41,31713	0,453656	212,6649	1,63458	224,3814	4,99446	2,196765	0,058354	-3,45501	2,784836
1,478	9,078969	13,30336	63,54692	10,38212	42,60529	0,098556	221,0314	0,770242	190,8709	4,65661	2,13361	0,119449	-2,30705	2,777458
1,465	8,112788	2,028634	37,97142	1,58892	28,91882	0,206925	135,0896	0,382255	142,8232	4,406372	2,011821	0,135021	-1,91312	2,758407
1,66	8,46225	1,533326	44,10395	2,954972	31,64253	0,273982	151,4948	0,776327	148,8626	4,489792	1,974626	0,179402	-1,64158	2,748288
1,477	9,076773	6,333332	46,4507	2,877483	41,77729	0,363604	207,817	0,406642	175,8869	4,887479	2,238863	0,003348	-6,93046	2,236688
1,482	8,875438	2,224469	51,65385	1,214268	38,62369	0,254602	173,0177	0,469579	202,8723	4,62486	2,138159	0,059	-3,07286	2,755638
1,477	9,135618	15,73118	76,66967	7,003424	41,67814	0,165068	206,0247	0,870005	174,91	4,623793	2,14338	0,094419	-2,56236	2,780985
1,489	8,351159	5,909012	60,27072	4,387763	38,34511	0,326272	193,6561	0,654401	175,8872	4,759637	2,084715	0,064855	-2,97014	2,770375
1,478	9,07295	0,542362	48,15018	3,072996	41,5047	0,162395	183,5348	0,539298	184,9825	4,557127	2,390856	0,189182	-2,02474	3,124327
1,478	9,002293	1,563186	58,57785	1,885567	51,50825	0,08733	256,2973	0,241742	220,6263	5,105998	2,408587	0,193793	-2,28052	2,309192
1,478	9,041399	16,30283	76,3837	12,61902	54,20817	0,243499	250,7564	0,735299	237,5508	4,737987	2,305784	0,214185	-1,87379	3,120854
1,478	9,069154	19,47911	55,69508	9,480792	42,74433	0,07744	243,8403	0,888101	186,3312	4,626437	2,363514	0,225492	-1,81123	3,12585
1,478	9,043507	3,349952	52,48688	0,856555	45,32883	0,231948	236,8977	0,369996	201,134	4,934118	2,423266	0,169689	-2,38808	2,265653
1,479	9,016696	3,560231	50,95875	1,552252	47,18644	0,2435	235,8915	0,409744	195,1457	4,926761	2,425561	0,135227	-2,6937	2,259477
1,501	11,53328	3,956617	56,06182	3,400629	60,65895	0,387377	326,5198	0,868611	204,7439	5,411528	1,910709	0,015778	-6,12667	3,17275
1,478	9,005326	9,95796	60,99297	6,109532	47,52481	0,544822	236,0539	1,532999	243,8901	4,984043	2,404226	0,191127	-2,2279	3,117767
1,479	9,032811	27,67244	65,08688	11,31942	44,73838	0,135554	298,1923	1,17755	192,5811	4,623743	2,366582	0,234598	-1,76309	3,123676
1,477	9,108832	9,537467	51,90354	8,088909	42,92557	0,088652	218,7974	0,639696	189,2588	4,600696	2,373838	0,217534	-1,85492	3,12338
1,477	8,171511	3,416941	68,06499	4,238498	56,06102	0,099129	264,5849	0,369744	244,6548	5,153381	1,84016	0,145627	-2,59395	3,089162

VE2_RG	VE3_RG	Chi_G/D	J_G/D	SpPosA_G/VE1_G/D	VE2_G/D	VE1sign_G	VE3sign_G	TDB03u	TDB06u	TDB08u	TDB10u	TDB04m	TDB10m	
0,111768	1,115641	1,028919	8,917301	1,04217	4,322021	0,172881	0,077478	-2,77706	3,1128	6,06088	7,291346	8,162667	2,07423	2,726277
0,080538	0,98884	1,025576	9,913904	1,041833	4,382281	0,15651	0,062981	-3,36221	3,124911	6,104143	7,452281	9,1105	1,748767	2,057351
0,111314	1,111222	1,019857	8,838758	1,065038	2,303972	0,092159	0,063716	-2,98938	3,16438	6,1094	7,277538	8,315111	2,921128	10,71524
0,079383	1,050161	1,037074	10,37074	1,036397	4,56651	0,157466	0,137348	-2,50032	3,126436	5,966314	7,404706	8,922467	2,015759	3,41581
0,111343	1,111503	1,020857	8,847431	1,058952	4,369989	0,1748	0,061964	-3,01965	3,15436	6,10464	7,292731	8,312889	2,432329	6,17145
0,081176	1,078291	1,022669	10,22669	1,043066	4,394607	0,151538	0,08013	-3,179	3,126018	6,029568	7,580818	9,443333	2,121927	3,220099
0,110991	1,108067	1,023773	8,872696	1,045766	4,305721	0,172229	0,070578	-2,87832	3,12978	6,0914	7,259654	8,442556	2,260034	4,641556
0,080694	0,991199	1,019253	9,852779	1,039924	4,610428	0,164658	0,077669	-3,1073	3,134393	5,894471	7,627657	8,570933	1,915096	2,214562
0,099381	1,244496	1,046253	7,846896	1,055349	4,429056	0,158181	0,07726	-3,11373	3,155636	6,186258	7,554323	9,308111	2,317161	4,449967
0,102923	1,198465	1,004152	9,372086	1,044476	4,701616	0,174134	0,052432	-3,45709	3,142185	6,166926	7,817367	9,6068	2,344823	4,877482
0,103002	1,199366	1,02439	9,560973	1,04579	4,287231	0,158786	0,144348	-2,26959	3,138796	6,105	7,329464	8,140267	2,454151	4,861824
0,099458	1,245439	1,017337	9,834254	1,060877	4,322006	0,154357	0,091883	-2,90295	3,147357	6,114893	7,485125	9,173389	2,520066	4,962935
0,111098	1,109119	1,012814	8,777723	1,070696	3,048283	0,121931	0,092268	-2,58737	3,19518	6,1426	7,328731	8,422444	3,114596	13,7804
0,125382	0,969448	1,021675	7,832838	1,041825	4,081592	0,185527	0,064607	-2,61739	3,12935	6,1218	7,450842	8,4225	2,696555	0,94364
0,124922	0,965937	1,001117	7,675232	1,071199	3,462244	0,157375	0,009106	-4,48948	3,189875	6,2219	7,611368	8,57575	3,21935	0,96081
0,079882	0,978895	1,022148	9,880765	1,039003	4,525754	0,161634	0,010511	-5,53939	3,125179	6,071618	7,448621	8,7125	1,826821	2,713638
0,110226	1,100555	1,020573	8,844966	1,046997	4,38323	0,175329	0,032488	-3,72068	3,131	6,11028	7,302192	8,513556	2,560838	2,941175
0,111239	1,110497	1,018985	8,831201	1,05997	3,266933	0,130677	0,08894	-2,62726	3,16506	6,10532	7,338192	8,267111	3,682245	20,60848
0,110815	1,106346	1,002463	8,68801	1,051261	4,078077	0,163123	0,02447	-4,02843	3,15774	6,15	7,752885	9,131222	3,012287	3,094584
0,111583	1,385318	1,076872	10,40976	1,044859	4,492581	0,160449	0,088896	-2,94313	3,078661	5,558613	7,071333	7,0907	1,779067	2,332698
0,072162	1,163072	1,08051	11,88561	1,041811	4,87147	0,152233	0,090393	-3,34037	3,092844	5,616805	7,173605	7,744615	1,798798	2,773556
0,111459	1,383966	1,04306	10,08291	1,069634	4,286773	0,153099	0,14544	-2,34449	3,148305	5,891968	7,158933	7,63045	2,709048	5,506174
0,111638	1,385911	1,06468	10,2919	1,065215	4,534153	0,161934	0,100216	-2,79738	3,122763	5,633645	7,131667	7,2721	2,479238	6,022172
0,073086	1,101099	1,07305	11,44586	1,047385	4,663323	0,15043	0,09784	-3,1294	3,0916	5,636559	7,210222	7,937966	1,559607	2,009532
0,072886	1,097425	1,062195	11,33008	1,041498	4,738464	0,152854	0,043817	-4,21092	3,092415	5,7182	7,317879	7,998586	1,618462	2,047513
0,093316	1,704882	1,04706	9,423538	1,063113	4,951396	0,145629	0,1533	-2,76915	3,122197	5,942627	7,610171	9,146079	1,975253	3,338412
0,100573	1,530915	1,063423	11,34318	1,063155	4,801491	0,154887	0,045514	-4,15974	3,111462	5,648353	7,271889	8,03631	2,224189	3,877987
0,11156	1,385065	1,064087	10,28617	1,072015	2,907612	0,103843	0,127196	-2,50747	3,134136	5,653161	7,080333	7,2198	2,94924	8,218817
0,111549	1,38495	1,068067	10,32465	1,061795	4,520316	0,16144	0,08188	-3,04311	3,114169	5,618774	7,089333	7,1682	2,077048	3,894236
0,09965	1,518506	1,067844	8,809717	1,049647	4,743598	0,153019	0,083179	-3,34795	3,120953	6,030243	7,464	8,461034	2,090781	3,073182

TDB03v	TDB04v	TDB05v	TDB07v	TDB03e	TDB06e	TDB08e	TDB03p	TDB04p	TDB06p	TDB08p	TDB10p	TDB03i	TDB05i	TDB06i
1,415518	1,812554	2,480185	2,788206	3,258785	6,542134	7,153354	1,442158	1,753577	3,080193	2,844825	2,027539	3,918159	6,547482	7,465825
1,472086	1,656533	2,185347	2,836588	3,24792	6,53026	7,504064	1,524137	1,690143	3,190204	2,90768	2,692023	3,865286	6,603159	7,387028
1,628502	1,992855	2,678289	3,363813	3,370333	6,741799	7,216725	1,744407	2,032539	3,562011	3,330411	4,614712	3,936204	6,536385	7,431767
1,523915	1,843898	2,108364	3,064375	3,334953	6,338445	7,606611	1,509408	1,816585	2,720604	2,867003	3,231392	3,897094	6,298823	7,522875
1,581885	1,954599	2,638095	3,24833	3,38438	6,795378	7,26734	1,630207	1,927841	3,382671	3,151923	3,66138	3,955456	6,556855	7,497426
1,52361	1,875056	2,248008	2,701854	3,334659	6,463103	7,905172	1,509012	1,820401	2,82799	2,99419	2,73756	3,896758	6,28138	7,517982
1,486256	1,879248	2,563343	2,997562	3,400457	6,897348	7,327497	1,435747	1,749127	3,064186	2,831354	2,001989	4,033037	6,660322	7,743572
1,511937	1,782514	2,086074	3,124723	3,2582	6,262262	7,405841	1,556425	1,80594	2,764588	2,934442	1,904325	3,875437	6,5445	7,394076
1,604438	1,988208	2,399277	3,192733	3,416254	6,956312	7,967633	1,545206	1,878486	3,02726	3,059391	2,865054	3,920875	6,58542	7,735318
1,566811	1,895423	2,466295	3,310291	3,404091	6,88025	8,39523	1,494139	1,729069	3,207611	3,092701	2,771288	3,965788	6,662772	7,621143
1,564421	1,932314	2,680156	3,158544	3,40037	7,149534	7,598395	1,491301	1,739279	2,860103	3,034486	2,212381	3,961773	6,704432	7,920778
1,609844	1,883992	2,403868	3,248978	3,445453	6,887376	8,476432	1,511227	1,66117	3,151989	2,842682	2,521895	4,0092	7,085192	7,631464
1,795973	2,176145	2,917218	3,527623	3,520509	7,049832	7,625077	1,870525	2,173262	3,742769	3,672999	4,440716	3,990904	6,6064	7,515909
1,382443	2,006695	2,656632	2,866172	3,463075	6,887173	7,75757	1,313859	1,772345	2,879262	2,66184	1,45733	4,081127	6,677574	7,648933
1,499173	2,163662	2,810247	3,143213	3,440102	6,771609	7,683728	1,556891	2,056695	3,55852	3,085843	1,483846	4,030401	6,720508	7,46779
1,472481	1,708975	2,34413	2,756558	3,248285	6,497271	7,320679	1,524413	1,728565	2,781192	3,221794	2,321623	3,865601	6,490582	7,86212
1,506165	1,93572	2,618834	2,94534	3,406251	6,726008	7,503777	1,436154	1,749538	3,087534	2,858711	2,138127	4,031481	6,80818	7,60599
1,629544	2,095222	2,834543	3,143638	3,371151	6,743084	7,426943	1,745326	2,14691	3,657841	3,687412	3,297211	3,936959	6,540055	7,427069
1,62753	2,073143	2,747168	3,305063	3,391196	6,702637	7,893609	1,672476	2,034823	3,378133	3,48129	2,276383	3,957365	6,578222	7,534204
1,316512	1,640782	2,155955	2,708471	3,170014	6,038415	6,738616	1,378271	1,64969	2,757005	2,921944	2,188592	3,886659	6,199431	6,934708
1,420744	1,708733	1,943149	2,939535	3,242457	6,007757	7,189574	1,443278	1,730264	2,529212	2,909422	2,835639	3,870463	6,161265	7,139504
1,648397	1,985232	2,603595	3,402938	3,392044	6,761805	7,221854	1,748026	2,030414	3,393874	3,738692	3,764608	3,947645	6,540419	7,347944
1,497078	1,789852	2,320703	3,218797	3,264957	6,24053	6,870944	1,634598	1,880549	3,164995	3,381307	3,425132	3,902419	6,183003	6,952858
1,374873	1,541592	1,972628	2,756099	3,168296	6,077509	7,080923	1,454949	1,616343	2,871819	2,941921	2,536123	3,843219	6,32415	6,917028
1,374246	1,582445	2,106264	2,730414	3,16902	6,154835	7,013129	1,454766	1,646928	2,596218	3,300047	2,501423	3,84419	6,198815	7,439104
1,542739	1,94607	2,324594	3,207843	3,175348	6,334619	7,423923	1,621949	2,015429	2,784994	3,76867	3,491532	3,8163	6,229328	7,586785
1,493883	1,737826	2,15707	3,117731	3,338973	6,372412	7,979919	1,444196	1,591969	2,844349	2,904169	2,450067	3,96785	6,73224	7,120085
1,558892	1,842472	2,378875	3,367619	3,238235	6,18965	6,77318	1,895899	2,116355	3,55821	3,788829	4,572022	3,882002	6,181334	6,911397
1,458027	1,75959	2,288178	3,106725	3,276848	6,273163	6,857591	1,537936	1,79477	3,013655	3,199653	2,946008	3,918486	6,202633	6,99287
1,497491	1,85566	2,243285	3,162352	3,315729	6,80286	7,652516	1,479861	1,803208	2,875456	3,207879	2,784755	3,894456	6,565815	7,641155

TDB07i	TDB09i	TDB10i	TDB06s	TDB08s	TDB09s	TDB10s	TDB08r	TDB10r	RDF025u	RDF030u	RDF035u	RDF040u	RDF050u	RDF065u
8,177192	10,15604	11,25085	27,78123	23,94524	35,72914	51,29259	3,367938	3,417556	19,21991	6,091142	10,85769	10,73191	7,890061	6,600485
8,633942	10,05516	12,17368	27,04345	23,47936	33,79652	31,31507	3,483609	3,493119	19,86596	6,709942	12,47759	12,3257	8,673546	6,490043
8,12586	9,947789	10,86612	30,31008	24,26659	37,80781	53,85452	3,779238	5,716658	17,6254	9,098872	10,62741	9,726143	10,43405	6,782044
8,2816	10,47453	11,47762	24,66288	25,49104	34,97473	41,42868	3,663144	4,577263	19,41149	7,803788	11,30402	13,05289	10,1844	12,17448
8,195264	10,14094	11,25053	32,54904	25,12712	40,34778	59,39686	3,698641	5,242405	17,47355	6,843012	10,03194	11,31166	8,4867	6,770837
8,856827	10,55804	12,66353	25,69422	25,60906	33,5242	45,05528	3,74775	3,763856	20,09801	6,642139	10,29087	9,515891	7,808733	9,399239
8,409453	10,8235	12,80207	38,7483	27,9407	48,38427	75,82309	3,517223	4,205666	18,40361	4,047756	8,545331	5,943509	5,511337	9,897828
8,275918	10,743	12,06129	22,97861	21,72097	34,47739	56,51273	3,410643	3,410624	21,07052	6,379266	9,901278	9,356764	7,793169	8,696754
8,685017	10,51982	12,43524	30,93903	26,5158	36,4656	52,72137	3,924462	4,392463	17,54534	9,239393	12,53817	10,29398	6,749125	9,903761
8,903318	11,25805	13,4132	32,05196	43,17986	46,52255	68,13246	4,219063	5,139355	20,19245	6,368181	12,68467	4,989727	6,998211	9,025251
8,414286	10,65794	11,30585	43,43313	29,79538	44,33267	66,42255	3,930339	4,260348	22,48445	5,175528	9,097698	9,191479	9,288431	8,478019
9,300923	10,49767	14,22159	33,84615	51,62707	45,79806	71,0891	3,993804	4,547577	20,33469	8,230123	11,89014	10,21559	11,65471	9,26347
8,189294	10,13657	11,28005	37,03792	28,61175	43,87626	103,7371	4,286607	6,886731	16,54191	7,563392	8,806886	11,42877	5,824115	6,611309
8,349101	10,43138	12,30082	31,78443	36,81273	49,32849	58,9575	3,464393	2,983421	11,52066	4,247329	7,966228	2,923518	2,03815	8,410093
8,190023	10,62889	12,52464	30,089	29,20053	49,54324	60,03025	3,824879	3,037705	14,74718	2,510392	9,031652	5,897612	4,22132	5,802065
8,383483	10,74034	11,7503	25,18267	23,51286	27,80753	38,33046	3,709698	3,357539	19,78206	6,398231	12,04427	11,42512	5,470226	7,898623
8,4506	10,61324	11,71898	30,64518	29,28317	68,70293	55,13077	3,570485	3,634291	19,42368	3,369966	10,32235	4,184958	2,862637	6,144259
8,137074	9,986297	11,01691	30,30775	25,71375	36,84826	77,1285	4,119699	5,529623	17,32029	8,628943	9,963463	9,482624	6,234078	8,104998
8,418003	11,04764	12,5812	28,46552	28,2445	55,92383	58,086	4,114137	3,851696	18,5202	4,541685	8,859146	9,097349	6,987005	7,252798
7,867583	9,153308	9,397302	25,78088	15,87366	21,05878	32,22241	3,198256	3,012575	21,51689	7,966432	11,80123	11,44351	13,79322	4,640911
7,9661	9,564725	9,913145	23,75181	18,90088	23,24577	31,22684	3,480943	3,749427	21,3008	8,643727	15,37546	11,62077	16,24317	11,07401
7,991379	9,48826	9,930248	35,02283	20,49322	28,81437	41,95032	4,103298	4,792082	20,21611	5,998792	12,94593	14,8639	9,711163	4,204165
7,873574	9,140092	9,360486	28,0415	16,55745	23,25106	35,47351	3,603348	4,138955	18,80489	10,53084	14,47526	11,05898	16,06676	4,858579
8,302441	9,080656	10,43478	25,5122	16,73746	20,8901	26,31813	3,306123	3,162681	22,18526	8,650107	14,30156	13,34178	14,3464	6,568412
8,154496	10,00508	10,5719	24,18296	16,56285	19,60995	26,1513	3,574298	3,149849	21,72897	8,735595	17,63057	12,38941	14,24907	5,280589
8,490968	10,28446	11,6321	24,57043	18,96376	23,51719	34,51026	4,095386	4,324098	29,33051	11,76275	14,15603	13,09608	10,89089	7,816454
8,879693	9,493559	11,78377	31,08922	41,93955	30,08954	51,42519	3,783491	3,851754	23,12115	10,2978	11,92878	11,85192	19,51985	6,475861
7,808309	8,905121	9,072343	27,60807	16,2002	22,42904	34,33026	3,66666	4,358824	18,95885	11,90622	13,80647	12,13003	13,13487	5,77002
7,905537	9,16755	9,404741	29,81611	17,05824	24,63453	37,30646	3,500673	3,864235	19,22759	9,0747	13,55011	13,19967	14,14774	4,41897
8,531994	9,99867	11,14031	30,72169	19,99447	25,83949	32,27266	3,830447	3,903073	21,18753	7,57077	18,57594	5,732198	5,91374	12,02915

RDF070u	RDF075u	RDF080u	RDF085u	RDF090u	RDF095u	RDF100u	RDF105u	RDF110u	RDF120u	RDF025m	RDF030m	RDF035m	RDF045m	RDF050m
4,175675	6,186772	4,113838	3,921128	2,188689	2,349092	0,266469	0	0	0	13,83171	4,068866	5,721166	6,367768	3,641223
5,323044	6,229661	5,172928	3,833114	3,843575	3,582742	3,036055	2,616761	0,150495	0	15,93262	4,666055	5,953596	6,780448	3,674627
4,597799	4,874929	3,694332	3,107641	0,77614	1,967039	0,711203	0,102275	0,17052	0	13,86797	8,190272	4,930761	6,266278	4,516578
3,095865	10,67972	5,502555	8,837875	3,732716	5,137608	1,267155	2,93023	1,461691	0,413293	15,71562	4,568577	5,611982	7,748806	4,168374
3,939379	5,666364	5,809771	3,563124	0,675167	1,263051	1,013259	0,004683	0,00076	0	13,88554	4,169922	5,017714	8,98932	3,341478
3,977048	8,31262	3,617043	5,671932	5,141131	2,888177	4,857262	1,484458	2,696909	0	15,78837	3,591205	5,134676	9,21014	3,780532
5,09778	4,667719	2,885063	2,403212	2,454521	1,80517	1,719452	0	0	0	14,81397	2,004017	5,882474	8,022941	3,747143
6,486203	5,153721	7,169864	3,001577	2,018226	0,83403	1,075916	0,009017	0,000332	0	14,68158	4,750309	5,179576	7,100508	4,170127
6,100673	5,995698	3,475905	6,127417	4,107092	1,963941	2,49173	3,791389	1,347567	0,000352	15,38985	4,194466	8,58518	9,318403	3,988517
6,737985	3,964084	5,311224	5,52489	5,032216	2,40047	3,301177	2,103398	1,61987	0,428956	16,41494	4,115874	8,268714	8,597341	4,103732
6,655156	7,016806	4,272438	5,219107	0,374393	0,693488	0,007758	0	0	0	16,77714	3,65629	6,264095	3,603502	7,936618
3,866054	7,057319	3,843905	6,7178	2,553781	2,852938	4,608807	2,791195	0,663445	0	16,86484	5,837658	6,627559	8,491324	7,688678
5,309891	5,472736	4,130229	3,497884	2,016356	1,103546	1,749899	0,105448	0	0	13,92631	3,682712	5,310229	10,71701	3,638414
2,813359	3,460084	2,509498	0,985165	0,805337	0,353608	0	0	0	0	10,32294	2,806224	8,863242	6,371058	1,799752
2,678112	5,125843	1,33227	4,864416	1,232825	1,857053	0	0	0	0	14,97325	1,324457	7,328329	5,647693	3,336635
6,543775	8,768779	3,75981	8,886245	7,813638	3,108927	2,260632	1,133677	0	0	15,93392	4,552844	6,048414	6,90795	3,114511
5,289777	6,912102	4,118707	3,411936	1,8422	1,556889	0,611956	0	0	0	14,99361	1,391896	7,932359	9,20294	1,968918
4,895446	8,53108	2,083842	5,226909	3,64087	1,515065	1,351438	0,000103	0	0	13,8472	7,46883	5,628844	7,241874	3,694943
4,373905	3,774749	4,753127	5,315322	2,609374	1,825363	1,760817	0,021459	0	0	13,78834	4,672926	5,614332	9,826139	4,352489
4,256687	6,5293	4,822214	3,276956	1,618633	2,609728	0,117586	0	0	0	15,02422	4,893247	6,246694	2,752067	5,070652
6,978062	8,017526	5,906481	7,507168	4,570911	2,097377	4,899422	2,338002	3,221669	0,170559	17,04284	3,782797	10,1295	8,444172	4,551366
5,443983	5,58268	8,876322	1,284286	2,325004	2,529398	2,131738	1,294996	0	0	15,82946	3,96707	9,097653	11,3014	6,645255
7,628867	6,183854	5,058871	3,94858	3,877572	2,128866	1,011059	0,010446	0,455223	0	14,8502	8,9024	7,510846	2,350237	7,620557
6,998219	4,396187	7,302001	5,605255	1,861114	6,474301	3,414094	2,306258	1,596267	0	17,20889	5,393647	9,103557	3,978892	3,812608
6,473251	7,05904	4,720387	4,723526	6,288462	5,357274	4,80084	1,005284	0,153064	0	16,88038	4,611355	8,531265	3,10249	6,957711
7,568614	11,2359	11,51756	4,272244	5,002275	6,020324	6,434921	3,164837	2,401047	1,312012	19,84869	7,735133	3,712993	8,338629	8,145254
5,240206	6,509353	6,122175	6,828006	4,618874	5,658766	4,03437	3,590944	1,037865	0	18,22795	8,147089	9,214533	3,798688	8,863654
5,477887	3,720607	6,466123	5,705706	2,161765	0,194647	0,795644	1,006927	1,697276	0	14,84718	21,30086	8,581626	10,41202	9,395079
6,580669	5,378591	6,562377	5,483515	3,672226	1,113379	1,104358	0,21002	0,000266	0	14,93931	5,616266	8,160483	5,411787	5,808327
5,462465	5,536716	6,767851	5,379645	6,180863	2,84958	4,095301	3,143575	2,022656	0,000123	17,02703	1,178186	14,06793	7,831252	3,939365



RDF055m	RDF060m	RDF065m	RDF070m	RDF075m	RDF080m	RDF085m	RDF090m	RDF095m	RDF100m	RDF105m	RDF110m	RDF115m	RDF020v	RDF040v
5,582807	2,249086	2,085137	0,581794	1,531822	1,224694	1,753199	0,120875	0,137752	0,001885	0	0	0	1,2952	3,035649
3,760186	3,438765	2,794479	1,208353	1,188172	1,578172	1,902487	1,174033	0,434091	0,145669	0,183896	0,001064	0	1,401203	3,682872
3,743379	3,587129	3,625794	13,47614	1,422434	2,3699	1,451621	0,06701	5,187142	6,176109	0,057223	0,095406	0	1,810464	3,106783
4,485577	3,015182	8,08181	0,936325	3,580101	2,245892	3,79906	1,475236	1,418001	1,030441	0,064672	0,10758	0,001757	1,780973	3,741493
5,414787	4,558095	3,304178	2,874581	1,211882	8,58624	1,872613	0,146895	1,692105	3,898898	0,001162	0,000189	0	1,25762	4,76561
6,254338	4,193584	5,354158	1,693926	5,443939	1,294231	3,587396	0,44811	0,45309	1,363581	0,051544	0,57631	0,009741	1,778591	2,744201
5,424671	3,291741	7,628734	3,944049	1,612325	0,373299	1,007991	3,684695	0,11465	1,751051	0	0	0	1,237139	1,952663
2,850217	4,261759	5,30491	2,513032	0,926563	2,925929	1,161721	1,614411	0,072835	0,105172	0	0	0	1,374471	2,986709
7,38627	3,219563	6,97097	2,935832	3,369267	1,772267	4,795061	1,936219	1,546739	0,412312	1,239918	0,137203	0,022841	1,796804	3,259843
2,488988	0,796783	4,856062	4,273553	2,054022	2,34904	5,174106	1,160242	0,86152	2,376717	2,409087	0,671893	1,868232	1,265621	1,525733
7,82754	3,234563	6,748421	5,324271	4,26298	3,46839	3,50813	0,143252	0,056105	0,000961	0	0	0	1,276858	2,414842
4,543899	2,873635	7,008162	2,456748	3,833389	1,42214	7,2789	2,406784	2,279668	5,48505	0,329714	0,137754	0,016728	1,243576	3,136121
3,606099	4,849172	1,999543	3,979296	3,953122	9,617608	2,639149	2,151894	3,22158	6,025805	0,026176	0	0	1,195413	6,238257
8,56324	3,22367	3,539661	1,64015	0,464589	0,241393	0,099924	0,089936	0,012916	0	0	0	0	1,325122	0,974215
3,244492	4,401664	2,042824	1,606685	3,582974	0,111236	2,154704	0,00872	0,103608	0	0	0	0	1,097476	2,976065
3,658006	3,290266	2,102706	1,90477	3,584131	1,742499	3,22267	0,403557	0,136169	0,057721	0,113041	0	0	1,389474	3,535135
3,145719	1,310755	1,075808	5,156806	2,626574	1,052157	1,568992	0,540369	0,028911	0,067732	0	0	0	1,250781	1,235398
5,554324	2,467383	10,63043	8,412962	5,42674	0,972844	3,05958	5,934478	0,138063	0,460497	0,000913	0	0	1,816594	3,04401
2,466855	2,850897	8,582873	4,553351	0,825001	2,931738	1,425683	1,39956	0,123626	0,098181	0,000152	0	0	1,246095	3,985487
2,602021	4,078002	0,347245	1,950014	2,35103	2,401579	0,190971	0,065773	0,028425	0,000832	0	0	0	1,41933	4,223591
8,190225	2,363481	5,780881	2,339794	3,782316	1,474697	2,603513	1,405313	0,463133	1,307557	0,114951	0,13213	0,000267	1,875373	4,361797
7,075416	6,978248	3,654189	4,20861	2,457132	6,801387	0,347451	0,50057	8,21808	0,529226	0,321467	0	0	1,355566	6,931133
2,759953	6,084471	0,381126	15,43913	10,41512	3,544505	0,9712	0,280114	9,959791	0,653153	0,006919	0,254697	0	1,911321	4,244799
4,516766	4,426607	1,658536	2,474091	0,563666	2,600843	0,252539	1,301024	0,347388	0,157833	0,087326	0,01129	0	1,634746	4,554521
3,421569	9,064186	0,699351	3,76307	2,303644	2,122755	1,177237	0,497678	1,492209	0,133027	0,008957	0,001083	0	1,507061	4,539918
3,951501	4,361777	3,082312	2,577712	4,564686	3,901913	0,915924	1,78615	2,256668	3,638066	2,009737	0,967828	0,13916	1,521022	3,937117
3,007788	3,574532	3,116787	4,777195	3,199129	3,021024	6,123517	4,332718	3,276451	3,98434	2,030729	0,138084	0,008157	1,454314	4,355126
3,474714	8,487475	4,405069	2,880911	5,674393	2,678049	14,40015	0,250835	0,432506	0,754549	1,177129	1,508229	0	1,818638	3,821092
2,571944	6,802851	0,332381	5,49404	1,986239	6,736103	3,117674	2,264885	1,586051	2,964391	0,052135	0	0	1,348534	5,673565
5,297326	5,096155	5,422822	2,781016	2,452202	4,595918	1,655695	5,959948	1,494387	0,880267	0,05111	0,020225	0,000153	1,975184	1,770557

RDF070v	RDF075v	RDF080v	RDF085v	RDF090v	RDF100v	RDF110v	RDF045e	RDF055e	RDF060e	RDF065p	RDF085p	RDF090p	RDF095p	RDF100p
1,285083	1,695127	1,586375	1,448522	0,417322	0,018488	0	7,814221	7,914047	6,509202	3,028486	1,439022	0,639805	0,372884	0,03862
1,817998	1,67455	1,843892	1,465103	1,6929	0,509536	0,010441	10,62577	5,844507	6,222756	3,487178	1,38569	2,0333	1,260707	0,797908
2,938061	1,709898	1,656437	1,092061	0,20446	0,65083	0,057878	8,432724	4,988231	5,067655	3,607159	1,038462	0,295536	1,856354	0,566935
1,301364	3,668811	2,163102	3,558672	1,160618	0,667142	0,231911	12,67114	7,686466	6,393542	6,344339	3,559651	1,074365	1,389161	0,53321
1,692637	1,546331	3,30265	1,422536	0,20372	0,778687	0,000218	9,3911	6,346866	5,392388	3,549183	1,331379	0,283845	0,856628	0,568288
1,633334	4,037384	1,626917	2,431086	0,962673	1,779002	0,686336	13,23636	7,709607	9,688068	3,956402	1,984073	1,193467	0,755106	2,121469
3,059224	2,006102	0,662572	0,870172	1,536804	0,517956	0	14,88746	8,479337	6,440003	4,02148	0,887453	0,774699	0,242385	0,226397
2,945248	1,540995	2,496694	1,160508	1,016218	0,1852	0	14,10406	7,070739	10,60275	4,867706	1,19743	0,796615	0,217671	0,182131
2,69624	2,549107	1,95919	2,92668	1,478601	0,654118	0,272825	11,09015	9,581413	5,561763	4,657871	2,115431	1,219442	1,597572	0,820766
3,728007	1,430631	2,063704	2,855418	1,420304	1,610147	0,53286	11,66018	7,544878	4,189021	3,674315	2,324509	1,699797	0,498204	1,279817
3,384	3,144001	1,868125	2,225938	0,138831	0,001102	0	7,417533	11,31343	7,704126	3,4897	1,666129	0,148847	0,110169	0,001245
1,593179	2,580471	1,727566	3,052918	1,575213	2,224599	0,120328	10,41403	6,556795	4,748941	4,865494	2,064926	1,349091	1,176712	1,271437
2,368219	3,546167	2,813571	1,564248	1,089479	1,25021	0	11,58413	6,31997	5,499663	2,535808	1,452044	1,365424	1,356707	0,963874
1,293436	1,048304	0,428928	0,200701	0,151247	0	0	9,796627	11,23794	4,845266	2,981206	0,285663	0,139268	0,054037	0
1,151835	3,175934	0,30258	1,824962	0,085533	0	0	7,35965	5,779387	5,966336	2,63126	1,833125	0,178676	0,293364	0
2,743883	3,633192	1,698073	3,054241	1,379805	0,17871	0	11,34147	7,807806	5,88292	3,27148	3,163553	2,143439	0,773258	0,338478
3,419244	2,723851	1,511097	1,320751	0,582525	0,114278	0	13,5852	4,952391	2,982446	2,188288	1,316799	0,621463	0,230435	0,105663
2,225217	4,17318	1,049114	2,058801	1,655722	0,242448	0	9,669075	7,641762	5,744861	4,289943	2,011703	2,325247	0,312087	0,459092
2,521669	1,229272	1,856111	1,885033	1,111705	0,219278	0	9,372268	5,248621	4,666547	4,206185	2,113643	1,05974	0,494232	0,278157
1,706672	3,032818	2,366432	0,598253	0,209317	0,008158	0	4,351328	3,394844	6,94864	1,324867	0,916239	0,320631	0,408741	0,017042
2,325672	3,475778	2,090614	2,527738	1,317322	1,808904	0,498938	14,7026	13,08658	6,463202	3,960522	2,703686	1,442972	0,592313	2,1752
2,438861	1,799858	3,926137	0,297437	0,659261	0,612554	0	13,95216	12,8709	8,546703	2,324583	0,465185	0,970333	2,51443	1,005203
4,271513	3,490948	2,829302	0,835506	0,757589	0,356793	0,154511	4,340019	4,019706	8,179675	1,482538	1,299738	1,040251	2,217799	0,682448
2,587321	1,033663	3,074533	0,891705	0,905709	0,573488	0,110748	8,213729	7,479535	7,49936	2,477112	1,415674	0,756572	1,534421	0,903776
3,582916	2,975798	2,224398	1,842949	1,411751	0,582544	0,01062	7,214374	5,990711	12,9641	1,617496	2,285979	1,991437	1,409536	0,998872
3,385572	4,92594	4,289498	1,309026	1,97824	2,765165	0,867357	13,50309	8,386127	10,83437	3,745265	1,63341	2,172488	2,56087	2,517274
2,483507	2,450255	2,609379	2,368407	2,194617	1,660057	0,176791	5,45558	6,394744	6,445106	1,871329	1,640437	1,379121	1,244664	1,0771
2,780947	1,992615	2,692762	2,367143	0,509211	0,335358	0,706448	8,876351	4,454365	11,7398	2,751949	4,214091	0,697166	0,141374	0,925916
3,485105	2,577871	3,504977	1,71492	1,381766	1,116958	0	6,799835	3,770274	8,468001	1,207879	2,264801	1,758401	0,781252	1,284059
2,049769	2,002837	3,662406	1,73807	3,412562	1,408539	0,15508	13,16039	12,287	12,10911	4,18806	1,855289	2,532363	0,903479	1,686975

RDF105p	RDF020s	RDF025s	RDF030s	RDF035s	RDF040s	RDF045s	RDF050s	RDF055s	RDF060s	RDF065s	RDF070s	RDF075s	RDF080s	RDF085s
0	8,270539	71,26524	32,56464	40,90904	48,32177	36,97362	34,85703	40,35205	22,12996	15,21457	8,179979	24,41548	13,19316	20,80708
0,592749	8,792241	77,52119	34,32774	43,81484	58,37332	44,47002	36,26227	27,95017	31,55938	17,68509	13,76235	18,18203	20,22676	20,01891
0,067477	9,789371	69,11893	38,35254	39,1093	50,80683	43,64041	33,39185	28,96095	30,37827	24,52435	19,8093	12,59919	14,51261	15,81883
0,551775	17,76972	78,17642	33,46587	39,51465	61,14019	51,65405	38,04525	38,30347	27,37634	52,07253	7,545095	40,42405	27,18877	36,36874
0,002208	7,873593	68,89602	31,61267	35,32285	57,75772	51,82433	29,58182	43,32487	20,77873	22,50473	14,72512	18,47515	48,96533	19,22798
0,340777	17,77042	79,29297	27,17086	35,90775	36,16542	68,51222	22,49978	49,16734	30,166	46,94945	11,38292	56,3664	9,428606	34,58333
0	7,76847	80,24911	18,32546	37,00618	25,70578	67,71178	43,94809	49,00709	26,0041	81,4544	35,76661	12,07482	4,470324	12,24749
0,001307	8,899513	75,97074	26,96164	34,06454	35,31033	70,49236	22,54691	29,20652	33,44547	35,52355	19,6553	14,42833	34,36504	13,49768
1,02212	18,3627	76,45127	33,09023	50,94524	40,69014	64,3259	23,02229	58,36884	17,92101	48,00029	18,07662	26,14478	13,06925	39,72539
0,697384	10,79503	79,24401	47,08903	61,10555	25,93246	61,99672	48,85561	35,41506	7,658882	39,76876	39,94155	25,15881	20,27103	54,75717
0	10,88474	98,93172	30,56502	43,88358	35,47365	27,71098	65,11905	74,08986	31,83886	72,27877	46,37003	48,08189	56,7404	41,94193
0,597701	8,211941	84,11554	51,03375	57,56944	54,69988	66,40093	67,95834	41,66177	23,85841	49,87888	29,15729	46,50254	13,32668	82,93761
0,049723	7,466375	66,3261	31,02497	35,01252	72,55482	48,05352	34,33642	28,82127	30,40988	20,5179	19,77687	25,9053	53,94562	19,53841
0	8,106193	53,97594	22,78534	54,5792	12,35032	57,19874	18,14075	73,21841	25,58482	37,40606	20,64923	6,528493	13,55435	1,784691
0	6,688961	61,48969	12,15828	47,54012	28,65517	31,61216	29,69446	37,92753	31,38157	21,70677	19,02084	30,22708	4,026056	25,59047
0,192418	8,767029	76,9674	37,78376	42,69582	59,56528	39,38836	19,65781	25,35417	32,19057	18,9726	15,08692	36,66532	16,99389	37,21497
0	7,937305	80,61292	15,69713	52,22934	19,18047	88,445	16,0188	50,03095	13,26095	11,9915	71,67618	27,715	7,966631	18,58349
0	9,863544	68,46664	35,46437	39,47638	49,06782	38,5238	32,99933	33,13287	25,84917	33,3077	16,54913	42,9755	5,256503	30,41124
0,00311	7,988033	68,6896	22,70908	34,72973	49,42668	61,82292	24,86409	20,21098	13,68928	61,26056	17,87614	10,37245	24,97201	18,84265
0	9,024349	79,47305	37,44158	45,02665	47,96395	17,21708	47,56249	12,74688	20,84672	7,951348	22,09937	17,28031	20,26149	4,657299
0,400644	18,29662	85,5912	31,4539	61,79784	67,49926	64,10693	49,2878	74,61714	18,03031	55,80422	28,4956	29,2755	13,62228	27,99263
0,610636	8,900576	83,5762	32,50435	62,33296	82,21109	80,0488	55,53876	50,17813	39,82022	20,13735	27,08656	24,08199	35,66275	3,508396
0,007081	10,40428	71,17102	43,27165	60,51386	46,40873	15,98651	60,08486	18,73273	39,98394	7,569041	36,70594	34,30148	28,72124	6,287061
0,551614	10,22532	85,76726	42,08281	61,71616	46,58652	32,6625	51,05618	45,11062	33,04178	12,89558	26,35896	17,202	20,75098	7,669975
0,146193	9,455249	80,3123	33,7874	69,45971	48,7259	28,21472	49,67434	29,44133	75,53714	9,466904	25,76277	26,70371	18,29921	8,742969
1,663898	9,996103	88,33188	52,11845	35,1839	38,26359	64,30539	39,90438	29,20158	27,515	19,37224	20,47375	36,70444	47,15643	7,802052
0,706304	9,50947	93,80035	68,40111	69,52121	58,16898	24,73918	101,74	32,57536	17,68536	29,72294	55,36975	38,38315	23,57094	75,63068
1,220194	9,495552	73,69799	50,10492	61,42375	49,49094	59,32604	40,14099	32,96665	65,15523	9,450656	21,41457	13,28794	24,55911	12,44954
0,099032	8,443651	73,46815	37,40248	59,15103	67,79896	39,37504	52,75427	15,56173	29,10543	6,450622	33,90669	14,04601	36,0764	12,81121
0,522451	20,11856	88,47882	20,8766	75,40691	16,19805	69,07359	20,03943	43,59439	45,13249	58,12712	29,44394	22,7581	32,99953	15,10367

RDF090s	RDF095s	RDF100s	RDF105s	RDF110s	Mor02u	Mor03u	Mor04u	Mor05u	Mor06u	Mor07u	Mor08u	Mor09u	Mor10u	Mor11u
3,091438	9,273538	0,266469	0	0	26,17711	-2,26381	-0,98303	-3,4092	-1,60544	4,153759	-0,06831	-0,4755	-0,61554	0,543323
8,249044	8,012561	4,386948	9,394031	0,150495	28,63096	-1,96655	-0,72377	-3,40797	-1,45331	3,412661	0,425821	-0,38274	-0,74463	0,533645
1,310806	7,981764	13,34102	0,281257	0,468931	24,18821	-2,23323	-0,65653	-2,97651	-0,93952	3,304881	0,006802	-0,69304	-0,33676	0,498322
12,95805	29,93193	11,37455	3,527576	6,317476	28,03486	-1,65052	-1,57229	-3,74151	-1,25405	4,184423	0,495535	-0,38829	-0,72463	0,651985
1,292333	7,038708	28,58677	0,019251	0,003124	24,56651	-2,29399	-0,80996	-3,2685	-0,78967	3,358982	0,059832	-0,65618	-0,55446	0,585966
16,93851	11,12278	8,528631	1,788813	16,38865	28,24636	-2,0048	-1,3075	-4,52193	-1,44092	3,806431	0,399729	-0,28597	-0,49703	0,422824
29,35965	7,466514	50,76239	0	0	25,90671	-2,5399	-1,181	-3,10432	-1,56253	3,863625	0,391786	-0,96883	-0,15822	1,092077
17,85386	3,321704	6,651258	0,009017	0,000332	29,758	-1,84351	-0,3006	-3,28626	-1,82963	3,248982	0,580456	-0,74002	-0,86068	0,404282
15,61675	5,980126	7,314274	12,69574	7,376634	27,87345	-1,96393	-1,29108	-3,9299	-0,88003	4,512983	0,386708	-1,52424	-0,33234	0,707436
12,39025	25,44784	19,15748	29,77453	8,13608	26,29672	-1,38364	-1,48983	-3,34322	-2,03453	4,829404	0,024367	-0,77752	-0,02304	0,799247
1,439631	3,098835	0,043828	0	0	28,42796	-3,11789	-0,42824	-3,52512	-1,34713	3,854187	0,426661	-0,94362	-0,43185	0,483466
19,40654	19,6875	75,98386	15,62672	6,51054	26,70726	-2,76285	-0,61033	-3,56314	-1,1923	4,519631	-0,19654	-0,99789	0,041027	0,711767
7,534974	6,777997	44,63172	0,433508	0	23,28899	-2,73485	-1,05364	-3,75048	-0,24186	2,726819	0,385712	-0,58964	-0,05587	0,609282
5,616897	0,948938	0	0	0	25,22895	-1,88071	-1,13273	-2,12128	-2,00741	3,906309	0,938583	-1,38115	-0,19746	0,409451
1,232827	7,028698	0	0	0	24,16241	-2,24951	-0,9485	-2,09797	-1,79829	3,159933	0,218575	-0,41655	-0,28675	0,305777
11,42982	4,471642	2,729051	7,136938	0	29,09953	-3,17819	-0,97062	-4,09059	-1,26412	3,67977	0,496366	-0,61294	-0,37719	0,500139
9,328279	2,580015	4,23625	0	0	26,23495	-2,62696	-1,73577	-3,17581	-2,04805	4,27312	0,208854	-0,98093	-0,19784	0,683918
7,792559	4,045312	2,577667	0,001983	0	24,53353	-2,50551	-1,12463	-3,86151	-0,87847	3,456147	0,588858	-0,79341	-0,02904	0,508314
15,90309	4,73011	6,660963	0,021459	0	26,43996	-2,12801	-0,24339	-2,84346	-1,16901	3,148466	0,36367	-0,60058	-0,51717	0,662404
3,555077	2,674425	0,117586	0	0	28,25809	-2,06041	-0,56327	-2,9681	-2,50397	3,496512	-0,13507	0,172887	-0,67788	0,486838
10,1667	5,400932	9,647275	4,503291	4,22918	30,25823	-2,11746	-0,59857	-3,29794	-2,42758	4,425477	0,441134	0,03769	-0,67665	0,294496
6,850754	35,23848	8,763825	5,323858	0	26,38833	-3,22126	-0,99938	-3,21523	-1,29562	2,620756	0,836433	-0,77975	-0,58431	0,516373
11,09984	15,4385	2,800123	0,02897	1,251863	26,57888	-2,16218	-0,10986	-2,96526	-2,03003	2,803746	-0,17574	-0,1917	-0,56289	0,398836
14,95946	10,73137	4,968898	3,226895	1,596267	31,08378	-2,04496	-0,20052	-3,47577	-2,62013	3,303126	0,720289	0,271563	-0,82495	0,186507
15,08187	20,93495	5,638346	1,110858	0,153064	31,89595	-2,44931	-0,36996	-3,99426	-2,53007	3,169168	0,015079	0,110979	-0,97069	0,17307
18,38897	22,15758	34,83287	15,16347	11,817	34,08191	-4,12563	-0,32421	-5,38088	-2,20354	3,988927	0,635722	-1,08814	-0,09852	0,472934
41,23795	46,05052	68,60373	31,52149	8,302917	29,13076	-2,86522	0,008267	-3,45536	-2,07217	3,882299	-0,07002	-0,16627	-0,26447	0,498469
6,23235	0,307653	1,711656	2,165613	3,598226	25,92887	-2,22466	-0,26478	-2,87802	-2,50689	3,099325	0,175147	-0,47082	-0,18826	0,407182
10,63456	6,558191	6,585624	0,863412	0,001092	26,64648	-2,24482	-0,02318	-3,04052	-1,9421	2,670618	0,091015	-0,0726	-0,61873	0,513542
43,53252	10,99192	9,102003	3,476205	2,06693	32,40475	-2,76802	-2,07977	-3,31394	-3,14509	5,057523	1,032016	-1,53338	-0,0215	0,469499

Mor12u	Mor13u	Mor14u	Mor15u	Mor16u	Mor17u	Mor20u	Mor21u	Mor22u	Mor23u	Mor24u	Mor25u	Mor27u	Mor28u	Mor29u
-0,55081	-0,1202	0,961627	-0,31912	0,713959	-0,53495	0,953891	-0,49158	0,398818	-0,66105	-0,31567	0,724883	-0,11818	-0,11623	-0,15291
-0,72228	0,026346	0,898051	-0,33172	0,591567	-0,54175	1,121977	-0,62464	0,154017	-0,43238	-0,38617	0,87379	0,046099	-0,24572	-0,22841
-0,32212	-0,50868	0,825763	-0,3343	0,697613	-0,5746	0,757782	-0,44651	0,162498	-0,60193	-0,35146	0,678184	-0,1798	0,070282	-0,12686
-0,44891	-0,18485	0,765874	-0,1615	0,54429	-0,4847	1,093721	-0,58458	0,187571	-0,65327	-0,34922	0,870331	0,085798	-0,29207	-0,17432
-0,4419	-0,07765	0,755987	-0,33474	0,594752	-0,48208	0,922568	-0,59059	0,364306	-0,4818	-0,20218	0,672882	-0,05694	-0,03197	-0,25664
-0,57899	-0,01415	0,832445	-0,26106	0,615603	-0,45835	1,024751	-0,37616	0,125258	-0,75934	-0,13659	0,670255	-0,25619	-0,07277	-0,3982
-0,61841	-0,22214	0,453419	0,059203	0,61147	-0,13645	0,676773	-0,3085	0,30883	-0,67135	-0,28957	0,69001	-0,19345	-0,08282	-0,12437
-0,99432	0,251295	1,330052	-0,61871	1,029855	-0,59405	0,686419	-0,4579	0,047335	-0,62894	-0,34308	0,731392	-0,10264	-0,20933	-0,35981
-0,10946	-0,38083	0,537378	-0,41173	0,873684	-0,52861	0,90318	-0,33859	0,224886	-0,70489	-0,23037	0,712907	-0,06645	-0,24281	-0,22145
-0,49339	-0,15262	0,497578	-0,27047	0,654671	-0,42271	0,751463	-0,56123	0,325843	-0,59177	-0,11633	0,646558	-0,08382	-0,15334	-0,16104
-0,31644	-0,13656	0,588231	-0,04181	0,758714	-0,41743	0,841259	-0,59706	0,451297	-0,66672	-0,26592	0,75108	-0,06603	-0,16704	-0,24288
-0,41444	-0,27351	0,60283	-0,21609	0,734601	-0,73907	1,060005	-0,60439	0,262159	-0,5893	-0,14409	0,662705	-0,20029	-0,08652	-0,10739
-0,2046	-0,29171	0,601289	-0,33192	0,426885	-0,02387	0,769893	-0,457	0,250948	-0,40504	-0,22294	0,473178	-0,09951	0,009986	-0,07557
-0,56065	0,235074	0,055661	-0,11108	0,71001	-0,17427	0,11639	-0,03485	0,147378	-0,57834	-0,31568	0,525331	0,011249	-0,41118	-0,40713
-0,60381	0,165146	0,524825	-0,23821	0,471006	-0,23021	0,306758	-0,03573	0,09347	-0,47358	-0,17806	0,398874	-0,08613	-0,18704	-0,26994
-0,58508	0,320683	0,890186	-0,50681	0,528513	-0,47282	0,997365	-0,43025	0,278082	-0,72208	-0,3762	0,725704	-0,06123	-0,21152	-0,34051
-0,30501	-0,21082	0,29667	-0,32474	0,184776	-0,3277	0,76842	-0,37152	0,283507	-0,80032	-0,22197	0,654727	-0,04673	-0,20936	-0,11904
-0,1921	-0,31601	0,873298	-0,34749	0,552714	-0,37559	0,693198	-0,24099	0,321138	-0,65599	-0,22495	0,61716	-0,15753	0,001827	-0,23077
-0,65838	0,124383	0,975943	-0,28541	0,778469	-0,38568	0,635573	-0,42586	0,192861	-0,52462	-0,14743	0,615934	-0,0978	0,051671	-0,18804
-1,39615	0,473261	1,07348	-0,70652	1,058396	-0,9423	0,953203	-0,74684	0,484261	-0,97938	-0,16624	0,670254	-0,03065	-0,13385	-0,31843
-0,98431	0,165822	0,724963	0,084749	0,780355	-0,93139	0,961063	-0,7301	0,291372	-0,86452	-0,14242	0,912469	-0,16508	-0,24043	-0,33918
-0,74231	-0,00908	0,769578	0,207893	0,451057	-0,0524	0,735087	-0,75284	0,418576	-0,56081	-0,14012	0,667036	-0,02549	-0,29539	-0,19214
-0,91652	0,263421	0,79124	-0,45282	1,083412	-1,07808	0,990134	-0,81826	0,293927	-0,69805	-0,3828	0,781947	0,082191	-0,20321	-0,24544
-1,49349	0,475746	1,054212	-0,39982	0,708912	-0,88587	1,189929	-0,82732	0,02345	-0,48412	-0,32936	0,5885	0,163985	-0,38119	-0,2616
-1,46232	0,58194	0,960089	-0,39991	1,035899	-1,03907	1,420838	-1,01094	0,202608	-0,64058	-0,48141	0,796323	0,08914	-0,37192	-0,29697
-0,40639	-0,25409	1,348206	-0,27503	0,978193	-0,82747	1,318204	-0,88335	0,426794	-0,8964	-0,30138	1,131946	-0,11253	-0,23338	-0,38278
-1,2309	0,28666	0,478894	0,086837	0,892992	-0,9049	1,099798	-0,70625	0,051296	-0,70665	-0,0108	0,670072	-0,00531	-0,22524	-0,08229
-1,04936	0,212784	1,099195	-0,73322	1,115511	-0,68104	0,993783	-0,73247	0,405617	-0,57177	-0,22257	0,670053	-0,08138	-0,00317	-0,29844
-1,27637	0,435006	0,899279	-0,71196	1,058551	-0,86822	1,080725	-0,70925	0,401826	-0,49085	-0,24205	0,598734	0,113348	-0,17047	-0,28604
-0,50257	-0,02217	0,53188	0,016832	1,040702	-0,32825	1,075656	-0,42849	0,124062	-0,90459	-0,13057	0,656095	0,113246	-0,5066	-0,50694

Mor30u	Mor32u	Mor02m	Mor03m	Mor04m	Mor05m	Mor06m	Mor07m	Mor08m	Mor09m	Mor10m	Mor11m	Mor12m	Mor13m	Mor14m
-0,15301	-0,25758	15,08567	-1,6713	-1,54424	-2,85954	0,337942	3,515105	-0,78121	-1,47273	0,075482	0,540826	0,658406	-0,84674	-0,13819
-0,21377	-0,24228	16,25275	-1,66289	-1,63693	-2,97087	0,747954	3,392446	-0,9291	-1,61393	0,223976	0,567633	0,630783	-0,94038	0,002799
-0,13512	-0,22972	18,37284	-1,94561	-0,96614	-2,75538	1,148784	1,062275	-0,03688	-1,60255	-0,22488	0,38461	1,644631	-1,15806	-0,8215
0,083939	-0,23562	17,90712	-1,46187	-1,9155	-3,19958	0,524136	4,251167	-0,89171	-1,71768	0,234217	0,760268	0,900502	-0,96906	-0,32012
-0,0707	-0,17153	17,08491	-1,76299	-1,51832	-3,06866	1,346456	2,46728	-0,87439	-1,28201	-0,30562	0,546048	0,590227	-0,47779	-0,30512
0,18767	0,006013	17,28554	-1,67416	-1,76024	-3,21253	0,216493	4,17771	-0,88269	-1,63593	0,158434	0,559639	0,822186	-0,79779	-0,21548
-0,04237	-0,07521	17,22231	-1,72805	-2,00736	-2,63191	0,232782	3,78536	-0,83998	-1,64021	0,420441	0,947176	0,854486	-0,84089	-0,36625
-0,11024	-0,17242	16,45169	-0,68572	-1,28737	-2,81458	0,597184	2,916401	-0,56952	-1,72017	0,311696	0,638845	0,478464	-0,65279	0,087019
0,0808	-0,2174	21,19256	-1,80645	-2,5035	-3,04115	0,11876	4,980667	-0,93494	-2,24052	0,317911	0,844388	0,764271	-0,85626	-0,37196
0,01263	-0,05586	19,08412	-0,23644	-2,05308	-3,01162	-0,71577	4,627506	-0,77994	-1,61537	0,503479	0,89053	0,734978	-0,70111	-0,38269
-0,01226	-0,06702	20,14501	-1,68272	-1,29353	-2,65251	0,523645	3,832063	-0,61465	-1,84028	0,414489	0,326243	0,938581	-0,60285	-0,46555
-0,04159	-0,15207	22,38423	-2,85148	-1,13909	-3,12002	-0,1166	4,783256	-1,1057	-2,14387	0,925279	0,798379	0,52504	-0,67376	-0,41831
-0,22571	-0,07139	18,0944	-2,48153	-1,40521	-3,1957	1,690155	1,910948	-0,94177	-0,61333	-0,73274	0,809384	0,618482	-0,27153	-0,70377
0,20239	0,050845	15,21525	-1,17831	-2,26374	-1,69586	-0,69956	3,73906	-0,12726	-1,99719	0,102122	0,519955	0,592617	-0,66785	-0,24147
0,023444	0,055286	15,38626	-2,4762	-2,35382	-2,01938	-0,45359	2,726514	-0,90944	-0,56942	0,045928	0,480043	0,314869	-0,40849	-0,02544
-0,23815	-0,07352	15,80374	-1,95267	-1,60452	-2,84108	0,391112	3,339537	-0,86089	-1,59921	0,219424	0,495454	0,782089	-0,89612	0,031968
-0,02178	-0,0572	15,10676	-1,68437	-2,10944	-2,86828	-0,06919	3,89698	-1,00092	-1,74044	0,205205	0,805488	0,960031	-0,87545	-0,51855
-0,19197	-0,02278	16,67694	-3,43647	-0,33878	-3,92175	1,898298	1,918559	0,72332	-1,32211	-0,0876	0,433737	1,748452	-0,87463	-0,47192
-0,05235	-0,16891	15,86506	-0,55089	-0,6488	-3,14279	1,613196	2,21399	-0,31759	-1,21406	0,069594	0,780135	0,764751	-0,44701	-0,08658
-0,01404	-0,0509	14,21042	-0,87498	-2,25717	-3,02404	0,44483	2,790957	-1,21689	-1,01931	-0,01081	0,747151	0,353887	-0,40712	-0,07419
0,259998	-0,01415	17,20273	-0,86687	-2,13716	-3,23008	0,445769	4,502766	-1,07499	-1,3453	0,083725	0,805878	0,747723	-1,19139	-0,17862
0,011606	-0,30103	18,18268	-2,01141	-1,12667	-3,2326	1,46111	2,014471	-1,08545	-0,72821	-0,63149	0,770075	0,487373	-0,54488	-0,22255
0,066387	-0,01986	18,58869	-1,1044	-1,20032	-3,62594	0,76962	0,922648	-0,67314	-1,12685	-0,41257	0,44688	1,412022	-0,71792	-0,67546
-0,06902	-0,1896	15,48577	-0,97559	-1,98438	-3,27417	0,551295	3,383471	-1,23155	-1,1042	0,205994	0,663254	0,347346	-0,80365	0,078924
-0,07551	0,014248	15,61807	-1,13119	-2,03616	-3,18314	0,331193	2,864087	-1,56404	-1,27202	0,108969	0,533972	0,317077	-0,63164	0,036407
-0,06712	-0,13328	18,8948	-2,41651	-1,29504	-4,47207	1,453182	3,186311	-0,9512	-1,92277	0,746037	0,677015	0,868852	-1,17997	-0,24109
0,033449	-0,10906	22,37215	-2,09584	-1,56451	-3,28427	-0,03594	4,412093	-1,57588	-1,4963	0,622628	0,705986	0,568007	-0,62257	-0,45473
-0,0657	-0,16684	18,22408	-1,44426	-0,09172	-3,19249	-1,44884	3,19275	0,018685	-2,37719	1,7067	0,367002	0,214196	-1,01146	1,561667
-0,00221	-0,00116	16,63809	-1,04799	-1,7356	-3,34275	1,030772	1,703045	-1,10589	-1,13219	-0,03581	0,612909	0,36374	-0,24642	-0,10864
0,047026	-0,07545	22,16387	-1,83466	-2,69411	-2,56307	-1,0067	4,65477	-0,8069	-1,97533	0,223941	1,099992	0,811966	-0,85908	-0,35457

Mor15m	Mor16m	Mor17m	Mor18m	Mor19m	Mor20m	Mor21m	Mor22m	Mor23m	Mor24m	Mor25m	Mor26m	Mor27m	Mor28m	Mor29m
0,212182	0,314762	0,208578	-0,78858	0,174397	0,221389	-0,03002	0,264689	-0,3021	-0,04595	0,224465	-0,02982	0,051214	-0,00841	0,003461
0,061571	0,287096	0,222383	-0,79509	0,241736	0,258578	-0,0151	0,21711	-0,3156	-0,07803	0,329219	0,044483	0,122378	0,003728	-0,005
0,638758	-0,14228	-0,14001	-0,57951	0,501395	-0,28381	0,393081	0,164107	-0,70725	-0,14342	0,381882	-0,1817	-0,04822	0,430419	-0,25709
0,296387	0,249258	0,292993	-0,96	0,040336	0,438166	-0,14873	0,284412	-0,4894	-0,08677	0,374729	-0,01783	0,099875	-0,08005	0,040086
0,264136	0,295315	0,269624	-0,92422	-0,00525	0,493015	-0,36174	0,438829	-0,22192	0,01617	0,206962	0,10932	0,194619	-0,12093	-0,10245
0,355765	0,211846	0,449907	-0,81451	0,050969	0,341181	-0,04795	0,512658	-0,61801	0,061788	0,247709	0,089333	-0,05922	0,011703	-0,04285
0,444474	0,329329	0,447423	-0,76982	-0,01125	0,229069	-0,10506	0,38295	-0,61984	-0,05159	0,260177	0,094111	-0,21615	0,028328	-0,01997
0,007363	0,58252	0,123033	-0,71077	0,391543	0,059583	-0,13597	0,106892	-0,36036	-0,03886	0,174412	-0,05877	-0,00206	0,028771	-0,00669
0,063021	0,578803	0,167295	-0,99609	0,106921	0,12696	0,09501	0,437987	-0,68776	-0,05003	0,363686	0,053665	0,090404	-0,12761	-0,13441
-0,02479	0,344176	0,293161	-0,82264	0,315963	0,213474	-0,2695	0,373827	-0,34152	0,061373	0,230615	-0,07295	-0,10633	0,013549	0,002249
0,39618	0,449753	0,354411	-0,75017	0,316209	0,191264	-0,14785	0,380091	-0,40784	0,001222	0,294596	-0,18173	0,029916	-0,04729	-0,0531
0,352667	0,4768	-0,07685	-0,68732	0,169468	0,405053	-0,05208	0,273865	-0,51361	0,165591	0,23014	0,124761	-0,02357	-0,1178	0,042617
0,497866	0,068902	0,829695	-1,14165	0,221644	0,548122	-0,44838	0,3111	-0,06716	0,016011	0,242058	0,09581	0,166396	-0,2005	0,229767
-0,29449	0,813782	0,304537	-0,5839	0,220429	-0,18319	0,092288	0,417216	-0,48054	-0,11375	0,184633	0,171379	0,010116	-0,23196	-0,26539
-0,37657	0,214023	0,446465	-0,64567	-0,02142	0,032731	0,072506	0,391086	-0,56377	0,028782	0,164507	0,026547	-0,05968	-0,16708	-0,00417
-0,14615	0,289439	0,306538	-0,8637	0,249777	0,224638	0,008268	0,357286	-0,47863	-0,01213	0,287429	-0,01699	0,001523	-0,03453	-0,08383
0,148069	0,106162	0,272535	-0,78327	0,191388	0,248913	0,133199	0,256884	-0,531	-0,07614	0,287734	0,086659	-0,01948	-0,04716	-0,01398
0,677358	-0,25625	-0,01431	-0,99092	0,623116	-0,2115	0,485401	0,381458	-0,81573	0,143	0,220649	-0,24903	-0,10702	0,286188	-0,2807
0,319924	0,312397	0,352029	-0,75827	0,233935	0,101364	-0,09682	0,13105	-0,27453	0,00332	0,135484	0,08562	0,023051	0,030604	0,095418
-0,07673	0,536524	0,020154	-0,50894	0,208521	0,159622	-0,20384	0,382298	-0,4295	0,025172	0,121132	0,116051	0,039158	-0,02156	-0,06559
0,29279	0,485016	0,074845	-0,84602	0,297181	0,185482	-0,1297	0,398498	-0,42034	-0,07261	0,385485	-0,00794	-0,10025	-0,06068	-0,07622
0,709547	0,267892	0,583809	-1,08967	0,287637	0,366255	-0,50655	0,270243	0,026331	-0,17754	0,335322	-0,03259	0,113472	-0,3797	0,076613
0,488393	0,035839	-0,14007	-0,42748	0,510591	-0,28682	0,087512	0,090673	-0,66848	-0,00698	0,303109	-0,33711	0,016185	0,414517	-0,28671
-0,08474	0,619778	0,064856	-0,58612	0,319762	0,237198	-0,31597	0,211718	-0,11714	-0,15609	0,153955	0,061114	0,145611	-0,0924	-0,05044
-0,01242	0,612776	0,113156	-0,6345	0,356608	0,315525	-0,25654	0,294746	-0,31768	-0,12246	0,097834	0,039575	0,056105	-0,02388	-0,07514
0,401292	0,406506	0,189884	-0,81931	0,293106	0,39823	-0,25454	0,356984	-0,4586	0,125742	0,361112	-0,02566	-0,09661	-0,06785	-0,02218
0,348316	0,819976	-0,28201	-0,53482	0,348062	0,460206	-0,14668	0,134896	-0,50453	0,155794	0,275948	0,010088	0,116796	-0,18866	0,089595
-1,44897	1,717107	0,518015	-0,74657	-0,31934	0,932488	-0,86855	0,959294	0,015742	-0,19553	-0,1675	0,374485	-0,24357	0,166255	-0,06299
-0,08432	0,62898	0,162732	-0,65927	-0,01473	0,532145	-0,46888	0,381986	-0,1354	-0,02702	0,200675	0,006506	0,174933	-0,21032	-0,03855
0,200649	0,940348	0,269169	-0,93201	0,117927	0,28908	0,132498	0,328133	-0,60795	-0,06562	0,363415	-0,02643	0,096038	-0,13604	-0,2759

Mor30m	Mor31m	Mor32m	Mor03v	Mor04v	Mor06v	Mor11v	Mor14v	Mor16v	Mor17v	Mor18v	Mor19v	Mor21v	Mor22v	Mor23v
0,146424	0,0587	-0,17547	-1,17563	-1,39454	0,175656	0,52678	0,186028	0,246444	-0,03919	-0,75281	0,288671	-0,18384	0,171186	-0,30219
-0,00103	0,078119	-0,08962	-1,10159	-1,29904	0,46563	0,590027	0,27746	0,167091	-0,06846	-0,74102	0,372685	-0,20842	0,112483	-0,27562
0,147819	-0,09046	-0,122	-1,30221	-1,13041	0,583943	0,48366	0,049477	0,166021	-0,08214	-0,66524	0,362793	-0,13915	0,115648	-0,3606
0,179547	0,057409	-0,23295	-0,95897	-1,45002	0,211247	0,62707	0,11169	0,153066	-0,00568	-0,80294	0,23012	-0,25369	0,138094	-0,38936
0,124061	0,107186	-0,23958	-1,29517	-1,26786	0,683236	0,556298	0,097191	0,193164	-0,00978	-0,76572	0,216479	-0,29942	0,207626	-0,26233
0,277998	0,020039	-0,05078	-1,105	-1,44445	0,131507	0,426884	0,177861	0,171531	0,143163	-0,74175	0,298399	-0,18956	0,224273	-0,46983
0,233902	0,069856	-0,20641	-1,26943	-1,52388	0,052402	0,787915	0,020545	0,214988	0,192367	-0,66103	0,205991	-0,21084	0,205808	-0,399
0,071508	0,069603	-0,06611	-0,67066	-0,94883	0,228136	0,550461	0,427323	0,358975	-0,10331	-0,71359	0,51704	-0,21566	-0,01503	-0,29425
0,324157	0,057292	-0,19116	-1,15956	-1,77925	0,119303	0,613478	-0,00157	0,365215	-0,05995	-0,83598	0,258646	-0,08289	0,205075	-0,45598
0,222858	-0,06173	-0,00924	-0,70318	-1,53399	-0,38054	0,7645	0,013524	0,211541	-0,00032	-0,75042	0,345855	-0,28872	0,150643	-0,28648
0,170636	-0,01157	-0,14942	-1,45767	-1,05292	0,373552	0,402372	0,006168	0,235856	0,036866	-0,69305	0,399444	-0,26106	0,198052	-0,32193
0,274895	-0,20031	-0,15948	-1,40094	-1,284	0,519248	0,701555	0,096216	0,256263	-0,15178	-0,69797	0,298081	-0,27161	0,150271	-0,30622
-0,10894	0,293519	-0,34368	-1,69147	-1,18699	0,836188	0,607054	0,017746	0,104932	0,260206	-0,76384	0,263821	-0,34304	0,191289	-0,20342
0,283752	0,127528	0,025658	-0,60945	-1,66983	-0,67246	0,431565	0,009591	0,479383	0,058638	-0,54641	0,371922	-0,00713	0,17492	-0,33897
0,006331	-0,09248	0,056608	-1,22675	-1,5712	-0,41022	0,388656	0,188068	0,121144	0,094638	-0,4876	0,215793	-0,0415	0,116367	-0,2701
-0,03185	0,063232	-0,06389	-1,46638	-1,25237	0,254897	0,533623	0,324517	0,165772	0,017747	-0,80186	0,397067	-0,1693	0,194876	-0,39746
0,186116	0,047579	-0,13445	-1,26132	-1,70851	-0,19002	0,668733	-0,08964	0,042738	0,046815	-0,72413	0,30396	-0,10659	0,131339	-0,38604
0,154892	0,143186	0,227071	-1,62855	-1,17258	0,52495	0,49253	0,151365	0,117383	0,04103	-0,71447	0,374699	-0,0767	0,197246	-0,41016
0,106886	0,045076	-0,1413	-0,94514	-0,94904	0,551474	0,589771	0,227176	0,29489	-0,00961	-0,71162	0,355497	-0,23504	0,056275	-0,24876
0,142996	0,037353	-0,14162	-0,8583	-1,61324	-0,06633	0,600804	0,321261	0,404827	-0,1487	-0,58528	0,427661	-0,32628	0,222466	-0,38444
0,299875	-0,04564	-0,12575	-0,76189	-1,47362	-0,06246	0,594892	0,194445	0,264891	-0,20908	-0,7529	0,483646	-0,27588	0,290213	-0,39064
0,1059	0,337653	-0,4889	-1,60622	-1,31656	0,536067	0,582479	0,209026	0,215338	0,154734	-0,81136	0,385478	-0,45332	0,232603	-0,19107
0,280414	-0,14108	-0,04702	-1,07577	-1,27755	0,168009	0,480401	0,17291	0,347789	-0,17494	-0,53785	0,383849	-0,33384	0,13568	-0,34298
0,092904	0,049779	-0,10471	-0,85936	-1,4157	0,014401	0,578463	0,395199	0,329076	-0,17723	-0,67553	0,517607	-0,40216	0,09286	-0,18481
0,170781	-0,01482	-0,01245	-1,11373	-1,33211	0,003368	0,4785	0,353835	0,357407	-0,13959	-0,62523	0,48338	-0,3958	0,149881	-0,30617
0,159936	-0,04046	-0,19238	-1,93307	-1,12389	0,834691	0,6048	0,224625	0,313199	-0,10384	-0,83692	0,473968	-0,38033	0,215689	-0,45432
0,26669	-0,22373	-0,21132	-1,16769	-1,42092	0,165029	0,653412	0,167041	0,420514	-0,23957	-0,63433	0,534201	-0,33737	0,079754	-0,31012
0,182031	-0,01233	-0,12405	-1,1236	-1,12538	-0,24287	0,410231	0,545079	0,501446	0,000442	-0,58914	0,304293	-0,37814	0,256574	-0,22198
0,121773	0,054291	-0,20831	-1,05464	-1,33987	0,277285	0,515165	0,25781	0,368884	-0,09236	-0,59639	0,313378	-0,37996	0,220638	-0,2045
0,195286	0,042418	-0,21842	-1,27813	-2,29801	-0,87004	0,660379	0,111453	0,525175	-0,03337	-0,79022	0,345496	-0,08666	0,147928	-0,45751



Mor25v	Mor26v	Mor27v	Mor28v	Mor29v	Mor31v	Mor18e	Mor19e	Mor26e	Mor31e	Mor08p	Mor09p	Mor10p	Mor13p	Mor20p
0,316311	-0,03045	-0,06013	0,015647	0,01198	0,143872	-1,37442	0,781417	0,121649	0,577156	-0,49603	-0,73602	0,033454	-0,50292	0,51664
0,362757	0,052451	0,018509	-0,00917	-0,0136	0,166549	-1,30433	0,800809	0,30707	0,742345	-0,45166	-0,72439	0,034343	-0,51042	0,548897
0,324672	-0,01813	-0,07416	0,111551	-0,04149	0,09281	-1,11125	0,778562	0,219948	0,508458	-0,35551	-0,83186	0,095335	-0,71201	0,354903
0,423293	0,004355	0,027133	-0,06373	0,008134	0,121335	-1,41654	0,634704	0,285076	0,525166	-0,4462	-0,71615	0,058351	-0,55705	0,570773
0,306291	0,06087	0,014568	0,005477	-0,05378	0,141443	-1,26075	0,578871	0,352669	0,559697	-0,49281	-0,70978	-0,0554	-0,42573	0,582879
0,317994	0,067515	-0,1329	0,027967	-0,07987	0,094832	-1,22656	0,765451	0,468843	0,424352	-0,41038	-0,67042	0,146785	-0,4763	0,539578
0,280857	0,077794	-0,18395	0,02528	-0,01186	0,098803	-1,09436	0,336577	0,22958	0,494098	-0,44087	-0,80569	0,155601	-0,55434	0,384314
0,246553	-0,03461	-0,0624	0,001145	-0,04964	0,137807	-1,41027	1,149548	0,146361	0,62707	-0,32522	-0,78031	-0,01639	-0,38348	0,377071
0,358453	0,069108	-0,02191	-0,06177	-0,09121	0,145772	-1,54011	0,542546	0,371471	0,491825	-0,4483	-1,14865	0,222444	-0,54758	0,384263
0,27659	-0,05693	-0,11555	0,026444	0,005042	0,025878	-1,32268	0,826508	0,018278	0,376848	-0,58837	-0,77552	0,289508	-0,53453	0,46767
0,313545	-0,10781	-0,05135	-0,01855	-0,01051	0,035375	-1,173	0,815762	-0,05242	0,348297	-0,50716	-0,86662	0,088383	-0,56231	0,481157
0,282221	0,092832	-0,09156	-0,00606	0,008149	0,050279	-1,04939	0,570225	0,353891	0,301456	-0,68353	-0,85819	0,260351	-0,56022	0,518842
0,233296	0,064755	-0,05852	-0,00925	0,080754	0,177707	-1,34187	0,64548	0,32789	0,588325	-0,46112	-0,45584	-0,01532	-0,40479	0,549406
0,173317	0,138414	-0,03662	-0,18113	-0,17927	0,158381	-1,0507	0,669625	0,231811	0,430156	0,06271	-0,961	0,040091	-0,27532	0,036988
0,122146	0,050402	-0,0921	-0,06624	-0,03896	0,027849	-0,87902	0,503817	0,193381	0,291568	-0,53636	-0,17467	0,056875	-0,29678	0,156825
0,297382	0,018553	-0,0649	-0,00665	-0,05535	0,165137	-1,54752	0,885188	0,330456	0,703018	-0,47806	-0,72363	0,123946	-0,40592	0,511176
0,268706	0,057956	-0,10119	-0,009	0,007863	0,111444	-1,20042	0,553342	0,191377	0,468211	-0,49357	-0,71778	0,132808	-0,5483	0,481091
0,271069	-0,03629	-0,08691	0,087756	-0,06235	0,157585	-1,27594	0,864779	0,214057	0,627902	-0,05329	-0,78964	0,196665	-0,56171	0,353008
0,230207	0,044997	-0,05421	0,068753	0,033841	0,149894	-1,20626	0,803904	0,234863	0,537316	-0,35938	-0,66251	-0,05116	-0,31949	0,3858
0,232056	0,11033	-0,06206	0,011551	-0,06009	0,130043	-1,01926	0,973268	0,421308	0,562108	-0,61549	-0,47946	-0,11044	-0,26006	0,48942
0,405824	0,047669	-0,09745	-0,06312	-0,0705	0,078753	-1,39909	0,997446	0,412086	0,38137	-0,46454	-0,53684	-0,0367	-0,61484	0,513525
0,261898	0,0415	-0,07499	-0,11718	0,018506	0,22062	-1,60476	0,945936	0,237162	0,648336	-0,52056	-0,52097	-0,17719	-0,45305	0,514327
0,304502	-0,09099	-0,0142	0,019706	-0,07406	0,101675	-0,72523	0,646364	-0,06114	0,4336	-0,49493	-0,62931	-0,05274	-0,46493	0,394143
0,216571	0,100645	0,026785	-0,04522	-0,06271	0,216094	-1,25329	1,003312	0,359192	0,797827	-0,44627	-0,4157	-0,07896	-0,40824	0,568146
0,211009	0,074589	-0,0126	-0,04933	-0,05588	0,152395	-1,08487	0,779092	0,269058	0,587911	-0,67057	-0,5763	-0,06698	-0,35295	0,653191
0,462843	0,011471	-0,16549	-0,03158	-0,06146	0,119881	-1,41063	1,00291	0,314496	0,742314	-0,63102	-1,13898	0,457566	-0,78071	0,772338
0,255521	0,088921	-0,04801	-0,02435	0,03342	0,047335	-1,13893	1,088194	0,216009	0,286531	-0,73738	-0,51756	0,000942	-0,44462	0,533608
0,206598	0,122222	-0,0852	0,010382	-0,05038	0,133974	-1,04103	0,689008	0,285656	0,570579	-0,35457	-0,91398	0,477493	-0,41839	0,718052
0,23617	0,005209	0,020633	-0,07731	-0,02209	0,101701	-1,0118	0,72525	0,170876	0,415803	-0,55375	-0,49742	-0,10657	-0,22333	0,627523
0,33115	0,041401	0,016982	-0,14379	-0,21407	0,169513	-1,67433	0,815783	0,220998	0,443952	-0,42502	-1,00703	0,255869	-0,56361	0,451276

Mor24p	Mor30p	Mor32p	Mor03s	Mor04s	Mor05s	Mor06s	Mor08s	Mor09s	Mor10s	Mor11s	Mor12s	Mor13s	Mor14s	Mor15s
-0,03895	-0,03601	-0,14856	-15,3781	-2,99648	-15,9323	-5,99354	-0,13045	-7,77133	-2,15347	1,715568	1,279763	-1,00533	-0,77028	-0,82403
-0,06966	-0,10927	-0,1043	-13,926	-3,26124	-14,9444	-4,66148	0,001626	-8,21246	-1,39155	1,63304	0,783967	-0,86404	0,218441	-1,55362
-0,06439	-0,00806	-0,11114	-15,2091	-2,21744	-14,4911	-3,90327	-0,30776	-7,92238	-1,73988	2,335002	1,254149	-0,45869	-1,12663	-0,95504
-0,09686	0,028868	-0,08882	-13,3946	-6,27317	-17,1999	-5,11255	1,075588	-8,71335	-2,15788	3,673577	1,179075	-0,62759	-1,7182	-0,33329
-0,00998	-0,02444	-0,12962	-15,1682	-2,75122	-15,6505	-1,95599	0,042631	-7,43619	-2,62303	1,698297	0,272678	1,22343	-1,62594	-0,78615
0,005746	0,092277	-0,00132	-16,5076	-3,13093	-19,8923	-6,34933	0,71927	-7,28686	-2,73248	3,188212	0,890087	0,436191	-1,213	-0,57167
-0,00796	0,007465	-0,05467	-17,4262	-5,05779	-9,80122	-6,37158	0,365905	-10,0559	2,324308	6,228308	1,340921	-0,60548	-2,56216	2,156855
-0,08167	-0,0465	-0,07113	-7,07635	-0,15083	-14,2274	-5,75197	2,829235	-10,6755	-0,71158	2,675198	-1,75393	1,65705	0,405158	-2,72899
-0,04662	0,06209	-0,1454	-17,132	-6,83749	-16,583	-5,06507	-0,62617	-11,5673	-0,5913	3,950493	0,667994	-0,59877	-1,74092	-1,77899
0,024021	0,05484	-0,00677	-5,78364	-4,45082	-12,4296	-16,9906	1,217268	-10,7912	3,871312	3,860202	-0,70297	1,750805	-2,22743	-4,26738
-0,04664	0,029509	-0,04541	-25,9289	0,436021	-7,35966	-9,67082	5,076925	-11,036	2,834393	0,643807	3,448146	2,47026	-2,19657	-0,84986
0,014237	-0,01615	-0,08156	-52,4513	11,22928	-9,00917	-26,379	-1,1025	-18,4221	11,73911	0,433726	-2,26247	4,713192	-5,94002	0,601406
0,000109	-0,0832	-0,11111	-18,0659	-3,77855	-14,8362	-0,9217	1,53239	-5,98805	-2,30751	1,266454	2,120764	0,6518	-2,72134	-0,67013
-0,0587	0,125592	0,001534	-15,8901	-5,96537	-7,23907	-10,0727	2,08591	-11,8521	1,345171	2,168003	0,476002	-0,19666	-2,50554	-1,97002
0,060025	-0,07078	0,050404	-15,8661	-5,23137	-7,59003	-9,47344	-0,71065	-7,15575	0,541278	2,000901	-0,51128	1,18607	-1,26931	-2,37108
-0,048	-0,11653	-0,02966	-17,4353	-3,5807	-15,3421	-5,29253	0,820511	-9,05696	-0,78363	0,633376	2,095221	-0,35003	-0,18512	-4,01659
0,010244	0,014205	-0,06543	-16,7633	-6,70418	-14,6282	-7,90184	-2,57529	-12,8948	0,068242	3,690285	2,963584	-0,49117	-3,80493	-1,06494
0,002031	-0,04934	0,004551	-17,5948	-2,69803	-16,578	-3,91298	3,149746	-7,94906	-1,00249	1,878128	2,833309	-1,33847	-1,10493	-1,34049
0,012171	-0,02652	-0,10505	-7,8993	0,752083	-13,6607	-1,22248	3,667082	-7,22846	0,36057	4,32232	0,46052	1,947282	-0,32336	-1,28148
-0,04387	0,031185	-0,07821	-9,47951	-5,9776	-15,3517	-4,29148	-2,91806	-3,74917	-0,54233	2,971265	-0,72488	3,608876	-0,79281	-3,61065
0,003152	0,096092	-0,0471	-12,0673	-1,00767	-15,2484	-6,51074	-0,31884	-4,94564	-2,38653	4,036278	0,393229	-1,14231	-0,70869	-0,01681
-0,00088	0,018417	-0,20766	-13,844	2,235985	-16,6557	-5,01049	1,800188	-6,89978	-2,21583	2,271115	-0,06333	-1,00886	1,158441	0,223583
-0,08764	0,053491	-0,04959	-8,9931	-4,81645	-16,1546	-5,61196	-3,87448	-5,259	-0,97539	2,464812	0,810408	3,938146	-0,91303	-2,48654
-0,09765	-0,05651	-0,1149	-8,94809	-0,97208	-18,3295	-5,63418	-1,63011	-4,28009	-0,40699	0,678087	-1,85113	0,942203	0,834296	-2,84904
-0,10614	-0,04245	-0,00953	-9,05011	-4,82801	-18,3704	-8,04732	-4,73331	-5,46531	-2,52364	1,658911	-1,77782	3,118863	0,032306	-2,19966
0,014447	0,044233	-0,11069	-21,8803	-1,92919	-22,117	-5,01409	3,001408	-10,614	2,394275	3,139058	2,574605	-1,21352	-1,39758	-0,73599
0,03354	-0,02158	-0,08887	-44,2227	12,15957	-10,0772	-21,7884	-5,7387	-12,9545	10,95426	-1,8203	-1,31469	6,889357	-8,2369	3,191579
-0,04048	0,00921	-0,06934	-10,6734	-4,14884	-15,3325	-8,92822	0,177765	-9,56388	0,816297	2,562326	-0,32877	1,139792	0,728336	-2,46571
-0,05369	0,005259	-0,07323	-9,3714	-1,75459	-16,1547	-4,35725	-1,01821	-6,09869	0,25672	3,747296	-1,77866	3,741714	0,119614	-4,36125
0,012251	-0,01093	-0,08246	-16,6501	-0,99214	-14,3117	-14,7782	2,897149	-11,5629	1,134307	4,593669	1,856042	0,817886	-2,26651	0,126458

Mor16s	Mor17s	Mor18s	Mor19s	Mor20s	Mor21s	Mor22s	Mor23s	Mor24s	Mor25s	Mor26s	Mor27s	Mor28s	Mor29s	Mor30s
2,940478	-0,87941	-4,57355	2,384003	0,776681	0,392142	1,753654	-2,26531	-0,78697	1,530501	-0,32566	0,879632	-0,55324	-0,58338	1,155668
2,961485	0,132434	-4,60033	2,371203	1,375848	0,699509	0,76925	-2,17187	-0,8421	3,207791	0,225567	1,242896	-0,13106	-0,73625	0,218995
2,770666	-0,92855	-3,55654	2,397156	0,399065	0,231309	2,720201	-2,99282	-1,16602	1,605645	0,768901	0,51421	0,253362	-0,45773	0,472121
2,127065	-0,01829	-5,5493	1,354852	2,389722	-0,58883	1,909759	-2,9357	-0,49786	2,329084	0,238046	1,12316	-0,89797	-0,42111	1,347006
2,151509	-0,52106	-4,59576	0,795123	1,271984	-1,05661	2,986878	-2,06331	-0,00138	1,176015	0,923563	1,386323	-0,71357	-1,34866	1,23768
2,151196	-0,08995	-3,56677	1,142213	1,074619	0,332079	3,349073	-4,35532	0,500119	1,353233	1,04762	0,089661	-0,19299	-0,70359	2,138687
3,415074	0,118921	-3,708	-0,98564	1,110681	0,716489	2,303596	-4,88125	-1,22066	2,56508	-0,28782	-0,8603	0,120443	-0,88599	2,145671
5,650275	-0,80191	-4,11632	2,955896	-0,54903	-0,30297	0,784113	-3,17826	-0,53826	2,151771	-0,56814	0,522606	0,067862	-1,00346	0,369265
3,836257	-1,11716	-4,81455	0,617823	0,29926	0,517374	2,997482	-4,38862	-0,18519	1,756615	0,551391	1,043032	-1,33608	-0,95722	2,170557
4,849401	0,548484	-5,06861	4,070192	-0,2577	-2,32566	4,310775	-3,16794	0,223023	1,93528	-0,73175	-0,43958	-0,46381	-0,86211	1,462319
6,329629	1,366945	-3,84813	3,133992	0,039148	-0,07746	4,928005	-4,71934	0,807067	3,130189	-2,27968	0,895757	-0,53618	-1,81887	0,80835
6,364111	-6,64119	-0,33965	2,012074	-0,6154	2,850943	1,605118	-5,39505	3,167768	0,077336	0,591551	2,165784	-2,64876	-0,07376	3,40124
1,662536	1,944479	-6,00245	2,445499	1,881737	-1,11209	1,697341	-1,89484	0,102694	1,443474	0,555973	0,623596	-0,13443	-0,27913	-0,20216
5,561459	0,816875	-3,04052	1,468742	-1,90956	1,545301	2,117104	-3,23059	-0,51765	1,885206	-0,02106	0,853544	-1,44063	-2,25155	1,937982
4,509741	-0,11658	-3,13543	0,846765	-0,75673	0,96668	1,502514	-2,93207	-0,84332	1,493718	-0,13502	0,752154	-1,44524	-1,22408	1,02267
2,761245	0,340525	-5,4696	2,590392	0,89989	1,199088	2,086909	-3,60739	-0,73848	2,831554	-0,24353	0,47272	-0,7887	-1,9341	-0,08754
0,527766	-1,23155	-3,57776	1,272601	0,837452	2,180262	1,925144	-4,98433	-1,16341	2,189585	0,151392	1,158149	-0,49655	-0,66692	1,155608
2,009994	-0,29129	-4,68532	3,236756	0,393927	0,935864	2,074814	-2,85986	0,240816	1,285373	-0,13584	0,539654	0,620653	-0,79739	0,816052
4,144924	0,239247	-3,68674	1,998604	-0,72787	0,571304	1,333726	-3,26635	0,279614	1,85411	-0,10624	0,75991	0,102711	-0,34633	1,261825
4,627873	-3,37174	-1,48778	1,633469	0,764024	-1,00827	3,401615	-4,55157	0,590638	1,493035	0,545982	1,321305	-0,72499	-1,48183	0,495627
4,884925	-1,66049	-4,74678	2,104312	0,298002	-0,68019	2,041528	-2,9355	-0,57309	3,448185	0,077206	-0,80527	-0,03144	-1,76313	2,246398
2,908935	0,644835	-5,87528	2,968029	0,020004	-1,01315	2,055019	-2,51385	-0,58118	2,262138	-0,01506	0,539109	-1,59792	-1,27489	1,544782
5,994341	-3,23276	-1,52523	1,14683	0,970614	-2,07798	1,732592	-3,12502	-1,00543	2,545341	-1,18325	1,23754	0,17777	-1,00042	1,985154
5,342978	-1,89842	-2,15593	1,825045	1,732656	-1,96658	1,201533	-1,7039	-0,66278	0,980194	0,419369	1,430342	-1,22905	-0,95929	1,157228
6,567442	-2,03575	-2,6358	1,681616	2,651882	-1,90453	2,100439	-3,12859	-1,3391	1,677118	-0,54852	1,044955	-0,66262	-1,22823	1,537388
3,962533	-1,51675	-3,62872	1,847666	1,34145	-1,03385	2,505253	-3,01643	-0,052	3,190169	0,436242	0,47755	-1,14211	-0,94007	0,951469
8,442026	-7,89572	-0,44521	3,421517	0,384609	1,047309	0,4114	-6,89145	4,513534	1,438531	-1,28634	4,235236	-4,01874	0,45461	3,631381
5,652159	-0,07648	-2,71192	0,797411	0,331184	-0,35536	2,819182	-2,38001	-0,42103	1,532178	0,473442	-0,05541	-0,45995	-1,17833	0,649575
5,527785	-1,59844	-2,91504	0,439892	1,903134	-1,28458	2,037412	-2,02199	-0,3101	2,059598	-0,4361	1,854328	-0,99392	-1,32479	1,135315
7,001691	0,803709	-5,1452	1,358175	1,553784	1,206597	2,029104	-4,05826	-1,06571	2,25833	-0,49827	1,086281	-0,66012	-2,39628	1,673096

Mor31s	Mor32s	P1u	P2u	G1u	G2u	G3u	E1u	E2u	E3u	L2m	G1m	G2m	G3m	E2m
0,637326	-1,496	0,804493	0,154837	0,223323	0,177184	0,177184	0,634069	0,493222	0,417791	2,007546	0,177184	0,177184	0,177184	0,497179
1,198919	-0,78453	0,838618	0,131249	0,172195	0,211885	0,232505	0,621437	0,473693	0,361227	2,122063	0,172195	0,172195	0,172195	0,559512
0,541235	-1,5606	0,808117	0,162709	0,177184	0,177184	0,247819	0,59213	0,509258	0,283047	1,87985	0,177184	0,189669	0,200769	0,359909
0,818007	-1,98972	0,834263	0,131057	0,170707	0,208607	0,181063	0,606179	0,466789	0,363251	2,208421	0,170707	0,190227	0,199329	0,537942
0,914029	-1,32033	0,80705	0,157377	0,223323	0,177184	0,223323	0,602077	0,501606	0,366779	2,055324	0,177184	0,30698	0,177184	0,532494
0,368626	-0,13171	0,847735	0,10663	0,170707	0,170707	0,208607	0,602106	0,462889	0,576698	1,708965	0,190227	0,170707	0,170707	0,477071
1,145725	-1,97136	0,798576	0,130451	0,177184	0,177184	0,223323	0,631534	0,553106	0,415099	1,804692	0,177184	0,177184	0,177184	0,640045
1,011396	-0,6061	0,787494	0,16111	0,192603	0,192603	0,192603	0,638877	0,422561	0,220056	1,365282	0,172195	0,192603	0,172195	0,172709
0,511087	-0,9161	0,85253	0,112434	0,211885	0,192603	0,243575	0,594762	0,439948	0,394603	1,824656	0,172195	0,211885	0,192603	0,492721
0,555661	-1,16231	0,860993	0,099121	0,19514	0,19514	0,19514	0,605901	0,450518	0,289762	1,290979	0,19514	0,173765	0,173765	0,46014
1,18591	-1,67948	0,768814	0,186533	0,173765	0,173765	0,261365	0,663824	0,483781	0,246828	2,693554	0,173765	0,173765	0,173765	0,57713
-3,36767	-0,00671	0,837817	0,130351	0,172195	0,202142	0,255269	0,612336	0,484761	0,385195	2,033251	0,172195	0,211885	0,211885	0,517592
1,079473	-1,05804	0,797116	0,145552	0,200769	0,200769	0,177184	0,600388	0,503727	0,520148	1,95967	0,177184	0,211886	0,200769	0,560561
0,666245	0,205091	0,809772	0,139279	0,238013	0,183169	0,183169	0,635378	0,494876	0,471445	1,705171	0,183169	0,210991	0,238013	0,484937
0,338218	0,269292	0,81063	0,13029	0,183169	0,210991	0,210991	0,625463	0,477408	0,48731	1,715387	0,210991	0,183169	0,183169	0,535001
1,002049	-0,78853	0,810643	0,137343	0,192603	0,172195	0,221972	0,642031	0,492487	0,472001	1,905255	0,172195	0,192603	0,172195	0,48135
0,538076	-1,39569	0,797973	0,124668	0,177184	0,200769	0,223323	0,641608	0,57084	0,449968	1,667708	0,177184	0,200769	0,177184	0,528247
1,16863	-0,4987	0,796907	0,149568	0,177184	0,177184	0,247819	0,622595	0,505328	0,501684	1,503515	0,200769	0,177184	0,200769	0,219797
0,199589	-1,15072	0,827349	0,11547	0,177184	0,177184	0,344052	0,645537	0,380748	0,235678	1,856488	0,177184	0,177184	0,211886	0,441941
0,936206	-1,05921	0,786536	0,141307	0,192603	0,183017	0,202142	0,597006	0,438397	0,413766	2,007815	0,192603	0,192603	0,202142	0,591036
-0,39818	-0,50041	0,821125	0,129745	0,183908	0,166667	0,2	0,579598	0,444317	0,420914	2,249992	0,183908	0,166667	0,2	0,557541
1,585873	-2,69769	0,773907	0,166337	0,192603	0,211885	0,192603	0,574592	0,487029	0,516491	2,405906	0,172195	0,172195	0,172195	0,555609
-0,45617	-0,04178	0,792755	0,137322	0,172195	0,172195	0,211885	0,559866	0,4437	0,415086	1,722261	0,172195	0,192603	0,172195	0,370755
0,402736	-0,43574	0,823821	0,124724	0,185892	0,239729	0,239729	0,593695	0,422937	0,380122	2,174166	0,167949	0,185892	0,202685	0,618004
-0,24162	-0,08454	0,807286	0,128335	0,167949	0,202685	0,250133	0,631298	0,456603	0,415005	1,943736	0,167949	0,202685	0,185892	0,522227
0,444469	-1,53397	0,813466	0,16212	0,164272	0,164272	0,328544	0,634589	0,413849	0,215037	1,91361	0,164272	0,164272	0,195095	0,177466
-3,86809	-0,39544	0,825155	0,118745	0,185892	0,167949	0,239729	0,587134	0,427476	0,419055	1,958718	0,167949	0,202685	0,185892	0,500697
0,892632	-1,32968	0,788057	0,148364	0,192603	0,267679	0,255269	0,546525	0,453424	0,385231	1,647283	0,192603	0,172195	0,172195	0,276108
0,09536	-0,76464	0,788905	0,141571	0,192603	0,172195	0,232505	0,566371	0,448749	0,410081	1,981645	0,172195	0,192603	0,192603	0,539899
-0,12372	-1,47179	0,81182	0,116524	0,185892	0,239729	0,202685	0,604107	0,352583	0,409607	2,302305	0,167949	0,211391	0,185892	0,54578

E3m	L2v	L3v	P1v	P2v	G1v	G2v	G3v	E1v	E2v	E3v	G1e	G2e	G3e	E1e
0,079401	1,720018	0,335445	0,809303	0,159576	0,177184	0,177184	0,223323	0,48088	0,399133	0,168676	0,177184	0,200769	0,177184	0,596848
0,069606	1,788581	0,282098	0,836017	0,141643	0,172195	0,172195	0,221972	0,441455	0,409667	0,14032	0,172195	0,172195	0,192603	0,591359
0,030607	1,826155	0,218921	0,834514	0,147771	0,200769	0,200769	0,177184	0,592533	0,394475	0,097345	0,177184	0,177184	0,223323	0,579884
0,068937	1,926602	0,354257	0,832686	0,141327	0,170707	0,190227	0,199329	0,44203	0,415459	0,145573	0,170707	0,170707	0,199329	0,588519
0,051165	1,771098	0,279521	0,82931	0,147423	0,200769	0,189669	0,223323	0,567068	0,397247	0,131989	0,177184	0,200769	0,200769	0,599558
0,133882	1,498578	0,589116	0,847012	0,109817	0,170707	0,170707	0,170707	0,424056	0,362478	0,303884	0,170707	0,170707	0,170707	0,579485
0,082557	1,450317	0,669686	0,814695	0,126769	0,177184	0,177184	0,211886	0,543065	0,414248	0,215159	0,177184	0,177184	0,177184	0,653655
0,213519	1,604432	0,651638	0,813635	0,132535	0,172195	0,172195	0,172195	0,520087	0,219349	0,201988	0,192603	0,172195	0,192603	0,625652
0,081693	1,568073	0,360174	0,856689	0,116542	0,172195	0,183017	0,172195	0,451688	0,361966	0,161435	0,192603	0,192603	0,192603	0,585234
0,192335	1,208586	0,529674	0,879473	0,083801	0,173765	0,185094	0,173765	0,537669	0,303573	0,254307	0,173765	0,288759	0,173765	0,64932
0,199741	2,306645	0,525777	0,769054	0,188076	0,173765	0,19514	0,173765	0,545933	0,422507	0,239379	0,19514	0,173765	0,173765	0,662789
0,157624	1,769095	0,326879	0,848927	0,127512	0,172195	0,172195	0,202142	0,525707	0,394994	0,172209	0,172195	0,172195	0,183017	0,671582
0,211503	1,678487	0,581357	0,823756	0,130904	0,177184	0,177184	0,223323	0,633869	0,411236	0,276447	0,177184	0,177184	0,223323	0,618084
0,095463	1,463524	0,414117	0,814785	0,144366	0,183169	0,183169	0,197862	0,499442	0,396781	0,21897	0,210991	0,183169	0,183169	0,598085
0,106101	1,45436	0,533689	0,809955	0,139028	0,183169	0,210991	0,183169	0,478119	0,396402	0,240816	0,183169	0,183169	0,224248	0,587415
0,09944	1,675492	0,57043	0,815864	0,137368	0,192603	0,172195	0,202142	0,468867	0,368824	0,230665	0,172195	0,183017	0,172195	0,615141
0,170722	1,401425	0,795528	0,801671	0,126513	0,200769	0,177184	0,211886	0,495573	0,409571	0,246679	0,177184	0,200769	0,177184	0,59947
0,158251	1,66701	0,569431	0,814238	0,138465	0,177184	0,177184	0,200769	0,584601	0,377201	0,314169	0,177184	0,200769	0,200769	0,602717
0,291116	1,406713	0,715939	0,821934	0,118007	0,177184	0,177184	0,200769	0,489605	0,302117	0,219731	0,177184	0,223323	0,200769	0,610021
0,096059	1,625116	0,604417	0,789481	0,153448	0,172195	0,172195	0,183017	0,446703	0,393063	0,190451	0,172195	0,172195	0,172195	0,548411
0,09947	1,933384	0,528426	0,815315	0,145043	0,166667	0,2	0,183908	0,408068	0,409238	0,19321	0,183908	0,191898	0,166667	0,549187
0,278049	2,071586	0,607535	0,801073	0,153817	0,192603	0,172195	0,211885	0,625322	0,41332	0,283766	0,192603	0,192603	0,202142	0,58346
0,049469	1,610733	0,570373	0,824726	0,129439	0,172195	0,172195	0,202142	0,574422	0,373159	0,167955	0,172195	0,172195	0,211885	0,540164
0,080908	1,749022	0,500678	0,817362	0,141991	0,167949	0,185892	0,194224	0,408659	0,395866	0,167442	0,167949	0,167949	0,211391	0,550339
0,104169	1,649557	0,695078	0,809407	0,134091	0,167949	0,185892	0,239729	0,450039	0,370397	0,218296	0,167949	0,167949	0,194224	0,590446
0,174039	2,268056	0,349878	0,837342	0,140919	0,180253	0,164272	0,210612	0,541057	0,251485	0,146583	0,180253	0,164272	0,236228	0,638282
0,133435	1,659925	0,577695	0,837603	0,12047	0,167949	0,167949	0,177476	0,504819	0,369174	0,195871	0,167949	0,185892	0,202685	0,640493
0,032601	1,745269	0,498292	0,827133	0,134474	0,172195	0,192603	0,221972	0,621409	0,378455	0,147208	0,192603	0,192603	0,211885	0,510984
0,064054	1,654311	0,559692	0,814683	0,13847	0,172195	0,202142	0,211885	0,543129	0,388529	0,165816	0,172195	0,183017	0,172195	0,554897
0,100395	1,849348	0,816954	0,810513	0,131428	0,167949	0,202685	0,185892	0,459094	0,342877	0,185186	0,167949	0,239729	0,167949	0,583713

E2e	E3e	P1p	P2p	G1p	G2p	G3p	E2p	G1i	G2i	G3i	E1i	L2s	L3s	P2s
0,560324	0,386794	0,825245	0,140879	0,235255	0,223323	0,200769	0,331416	0,223323	0,177184	0,177184	0,638724	2,378316	0,389224	0,199098
0,548968	0,33708	0,850921	0,124335	0,172195	0,172195	0,192603	0,332905	0,172195	0,211885	0,172195	0,636464	2,547347	0,344389	0,178232
0,571966	0,257366	0,856	0,125249	0,177184	0,177184	0,247819	0,311295	0,177184	0,200769	0,200769	0,583145	2,613973	0,276512	0,204923
0,528721	0,320766	0,842184	0,127892	0,170707	0,170707	0,190227	0,352561	0,170707	0,170707	0,199329	0,623556	2,700437	0,379732	0,175033
0,564552	0,329262	0,845193	0,129199	0,200769	0,189669	0,223323	0,318856	0,223323	0,177184	0,200769	0,603548	2,595013	0,321192	0,194577
0,495281	0,574873	0,8558	0,101157	0,170707	0,170707	0,190227	0,320089	0,170707	0,190227	0,170707	0,620106	2,028239	0,647993	0,129208
0,583533	0,47473	0,818312	0,119373	0,189669	0,177184	0,177184	0,364144	0,177184	0,200769	0,200769	0,668395	2,173238	0,723272	0,145991
0,393237	0,285042	0,812068	0,142167	0,192603	0,183017	0,192603	0,265722	0,172195	0,172195	0,172195	0,645593	1,77263	1,052884	0,124829
0,491292	0,349704	0,863711	0,10601	0,192603	0,172195	0,202142	0,303584	0,172195	0,172195	0,192603	0,610501	2,222308	0,39305	0,145019
0,457734	0,379725	0,875669	0,089881	0,173765	0,19514	0,205155	0,291324	0,173765	0,19514	0,173765	0,630404	1,767436	0,688902	0,090126
0,564969	0,331608	0,788741	0,171827	0,173765	0,205155	0,173765	0,321817	0,19514	0,19514	0,261365	0,676337	3,341295	0,734891	0,216682
0,526981	0,384226	0,848682	0,125329	0,172195	0,183017	0,172195	0,337856	0,172195	0,172195	0,202142	0,684303	2,45579	0,491876	0,126897
0,573977	0,494338	0,83649	0,117598	0,177184	0,200769	0,177184	0,356417	0,200769	0,200769	0,200769	0,600276	2,41175	0,666129	0,16846
0,545659	0,50091	0,831772	0,127191	0,183169	0,183169	0,197862	0,336839	0,210991	0,183169	0,183169	0,634819	1,985545	0,507744	0,171711
0,540056	0,4859	0,827189	0,118633	0,183169	0,183169	0,183169	0,326258	0,183169	0,210991	0,183169	0,629581	2,095539	0,590005	0,176861
0,522694	0,46387	0,825376	0,127271	0,172195	0,172195	0,211885	0,33194	0,211885	0,202142	0,202142	0,655759	2,251275	0,633913	0,160967
0,606301	0,556148	0,822016	0,112428	0,200769	0,177184	0,177184	0,370134	0,177184	0,200769	0,177184	0,633551	1,868147	1,185631	0,151615
0,571122	0,478057	0,828215	0,124698	0,177184	0,177184	0,200769	0,352771	0,177184	0,200769	0,200769	0,618105	2,291136	0,5879	0,180753
0,403531	0,308432	0,828457	0,12239	0,177184	0,189669	0,200769	0,3478	0,177184	0,200769	0,211886	0,650589	1,686464	1,175068	0,124488
0,513532	0,38126	0,808401	0,129237	0,192603	0,172195	0,243575	0,304365	0,172195	0,192603	0,202142	0,598354	2,519139	0,604551	0,232222
0,498721	0,385557	0,82821	0,128273	0,166667	0,166667	0,2	0,346557	0,166667	0,183908	0,183908	0,594174	2,843461	0,550473	0,203977
0,546615	0,493148	0,819995	0,133663	0,172195	0,172195	0,172195	0,353082	0,172195	0,172195	0,192603	0,570133	3,065851	0,720881	0,214162
0,51555	0,372587	0,846665	0,104837	0,192603	0,172195	0,192603	0,275494	0,172195	0,192603	0,192603	0,547376	2,58091	0,570703	0,21427
0,498122	0,348043	0,835891	0,11938	0,167949	0,167949	0,194224	0,30796	0,185892	0,185892	0,202685	0,605482	2,713439	0,506863	0,211139
0,50194	0,398433	0,821822	0,11868	0,185892	0,167949	0,185892	0,312145	0,167949	0,167949	0,229846	0,641967	2,403767	0,679305	0,183856
0,385943	0,265376	0,829637	0,15105	0,164272	0,164272	0,210612	0,29791	0,164272	0,164272	0,255441	0,644243	2,340886	0,60324	0,120751
0,472349	0,388476	0,835404	0,114897	0,167949	0,167949	0,194224	0,304847	0,167949	0,185892	0,202685	0,659088	2,400466	0,657418	0,126209
0,533275	0,345552	0,867575	0,09667	0,172195	0,172195	0,211885	0,253631	0,172195	0,183017	0,192603	0,521191	2,74981	0,506828	0,232152
0,519494	0,363173	0,831489	0,116477	0,172195	0,192603	0,192603	0,296331	0,172195	0,172195	0,172195	0,564131	2,639679	0,540288	0,211541
0,414167	0,350291	0,82273	0,113136	0,167949	0,185892	0,185892	0,262663	0,185892	0,185892	0,185892	0,615857	2,864849	0,803656	0,18912

G2s	G3s	E2s	E3s	Gu	Dv	Dp	Di	Ds	Vu	Vm	Vp	Vs	ISH	H1u
0,177184	0,200769	0,528828	0,207441	0,191393	0,349563	0,367424	0,543408	0,43574	47,72581	31,98091	35,50185	46,7673	0,875	2,063257
0,172195	0,172195	0,657735	0,204094	0,203947	0,330481	0,338644	0,515162	0,468993	57,28328	38,35379	41,57035	58,13862	0,845224	1,977151
0,177184	0,177184	0,664005	0,152217	0,19815	0,361451	0,386179	0,484774	0,462455	46,68402	52,28861	40,17411	49,12509	0,827305	1,977289
0,181063	0,190227	0,699464	0,16702	0,186124	0,334354	0,345211	0,503463	0,472438	68,23239	45,5034	49,91078	67,14954	0,803422	2,088153
0,200769	0,235255	0,772847	0,16473	0,206743	0,365434	0,379608	0,517439	0,526292	48,10953	43,75921	39,04141	53,24388	0,874007	2,028832
0,170707	0,170707	0,542147	0,238856	0,182506	0,363473	0,393611	0,578128	0,44206	69,12438	46,61016	50,24503	68,97341	0,840125	2,162698
0,177184	0,189669	0,939332	0,150208	0,191393	0,390824	0,388582	0,569651	0,668958	54,54298	44,40899	39,62623	70,03172	0,88487	2,077746
0,172195	0,172195	0,266744	0,380532	0,192603	0,313808	0,319303	0,44561	0,458218	64,98253	41,84222	47,40147	69,43691	0,798523	2,091274
0,172195	0,172195	0,629676	0,176694	0,215013	0,32503	0,333496	0,504754	0,455633	59,21516	42,7467	43,23236	60,53683	0,876101	2,135691
0,173765	0,185094	0,812613	0,345945	0,19514	0,365183	0,317632	0,478557	0,716005	58,93138	51,57234	42,20122	83,85227	0,817188	1,879074
0,173765	0,173765	0,88506	0,272332	0,199094	0,402607	0,347047	0,492226	0,664845	63,71075	58,65628	46,8211	91,97167	0,841968	2,104819
0,172195	0,172195	0,765302	0,37001	0,207121	0,364303	0,331683	0,543428	0,718359	59,57011	56,97497	41,69519	88,73322	0,85244	1,93623
0,177184	0,177184	0,733111	0,284289	0,192578	0,440517	0,468268	0,570679	0,587773	55,48454	64,38828	49,47285	68,56904	0,910005	2,056689
0,183169	0,183169	0,54722	0,172723	0,19988	0,371731	0,384185	0,562048	0,460121	41,95412	29,92149	31,54853	44,32935	0,863489	1,94678
0,183169	0,183169	0,601119	0,185365	0,201277	0,371779	0,393391	0,555752	0,471479	46,11027	33,55301	34,87798	49,02136	0,897617	1,968402
0,183017	0,192603	0,506686	0,216202	0,194534	0,356119	0,383774	0,565424	0,439293	64,66126	41,58986	46,85557	63,28287	0,942435	2,166139
0,177184	0,189669	0,579725	0,303835	0,199535	0,383941	0,398973	0,587424	0,490889	56,08977	42,3575	40,8391	63,36653	0,902789	2,083894
0,177184	0,177184	0,516246	0,251467	0,19815	0,425323	0,467881	0,564185	0,462091	53,24403	58,76898	47,56891	55,42247	0,88487	2,067528
0,177184	0,177184	0,418536	0,480466	0,22105	0,337151	0,341449	0,439878	0,505739	55,28527	49,40048	44,25888	67,28224	0,816442	1,988327
0,172195	0,221972	0,772356	0,187443	0,192429	0,343406	0,361302	0,505388	0,457144	54,39126	33,60003	40,82858	48,2629	0,769741	2,159621
0,175824	0,191898	0,849158	0,203305	0,183018	0,336839	0,355259	0,504634	0,484567	75,44928	46,91331	55,58503	67,8057	0,739569	2,153855
0,172195	0,192603	0,861412	0,310881	0,198827	0,440803	0,471112	0,550861	0,595789	64,69466	78,32184	58,98139	79,66542	0,832615	2,117592
0,172195	0,172195	0,927574	0,166875	0,184522	0,371846	0,404405	0,493515	0,516623	56,9696	59,00842	48,84875	54,64655	0,765388	2,142565
0,185892	0,211391	0,859389	0,171247	0,220242	0,323989	0,338768	0,489688	0,475418	64,87872	39,37232	47,44853	58,48804	0,776776	2,113525
0,167949	0,220422	0,625593	0,193669	0,204201	0,346244	0,371348	0,524604	0,428347	70,55473	41,44395	51,80472	61,82483	0,803422	2,218028
0,164272	0,164272	0,263258	0,310732	0,20697	0,313042	0,319376	0,440753	0,463077	86,48663	58,14116	65,28622	92,42342	0,727669	2,094891
0,177476	0,185892	0,759275	0,250592	0,195608	0,356622	0,336139	0,518374	0,657958	68,32276	61,01251	48,30499	94,59697	0,840036	2,083679
0,221972	0,221972	0,857055	0,152388	0,236098	0,382357	0,466785	0,47924	0,479773	56,81257	67,09932	54,73786	53,17643	0,691982	2,133866
0,172195	0,183017	1,001551	0,153235	0,197563	0,365825	0,384558	0,497289	0,555238	56,09668	47,76783	45,85549	56,73434	0,740073	2,150798
0,167949	0,185892	0,813025	0,16865	0,208258	0,329052	0,337152	0,475184	0,487421	86,49599	62,17673	64,0019	85,9952	0,829302	2,304683

H4u	H5u	H6u	H7u	HATS0u	HATS2u	HATS3u	HATS4u	HATS5u	HATS6u	HATS8u	H4m	H5m	H6m	H7m
0,483204	0,090131	0,042662	0,113057	0,458606	0,449745	0,716396	0,549056	0,356493	0,263405	0,52029	0,080269	0,020382	0,003588	0,002252
0,994993	0,353001	0,080175	0,150312	0,422334	0,423184	0,607053	0,588418	0,392493	0,199578	0,44013	0,144419	0,053742	0,007213	0,003441
0,536988	0,127664	0,043126	0,112483	0,490707	0,462986	0,765259	0,524279	0,315103	0,240963	0,523112	0,306328	0,034496	0,003876	0,001636
0,751331	0,505582	0,180991	0,170327	0,39772	0,414383	0,499086	0,462506	0,483647	0,307414	0,414	0,221681	0,091806	0,011762	0,004268
0,498892	0,100075	0,042565	0,119299	0,467061	0,450985	0,734368	0,540183	0,341553	0,255145	0,518336	0,174422	0,023524	0,00358	0,002258
0,741582	0,445708	0,097126	0,180743	0,399532	0,414549	0,497097	0,449263	0,434967	0,357914	0,406556	0,087781	0,029236	0,006775	0,007522
0,502681	0,078095	0,004818	0,133652	0,48638	0,414584	0,627839	0,573652	0,404656	0,29275	0,441715	0,120905	0,0083	0,000405	0,005037
0,690856	0,275785	0,178085	0,093639	0,484985	0,43814	0,495998	0,497423	0,346938	0,271294	0,514941	0,112964	0,065083	0,018198	0,001726
0,645192	0,337278	0,07152	0,163776	0,424894	0,44533	0,563822	0,495864	0,440878	0,262448	0,431571	0,13272	0,061344	0,010673	0,00469
0,971381	0,427176	0,109783	0,232639	0,467335	0,349484	0,557573	0,66322	0,464196	0,268835	0,392455	0,329115	0,138587	0,022395	0,04193
0,850564	0,13328	0,018725	0,065707	0,509419	0,418968	0,524426	0,533797	0,348896	0,296233	0,343375	0,162474	0,023658	0,002098	0,001742
0,991539	0,380306	0,080324	0,141199	0,426883	0,429811	0,577505	0,59076	0,389365	0,189514	0,427917	0,407689	0,123515	0,007369	0,003124
0,435728	0,045204	0,027153	0,10137	0,466457	0,41545	0,684045	0,562448	0,409131	0,290387	0,478833	0,131778	0,015203	0,002284	0,001788
0,467978	0,085033	0,007976	0,158338	0,568185	0,487232	0,698546	0,521896	0,329866	0,290594	0,509121	0,076865	0,009276	0,010625	0,011478
0,417657	0,05876	0,022704	0,193592	0,552499	0,490017	0,692684	0,51169	0,343337	0,309745	0,513652	0,062966	0,006559	0,043264	0,030427
0,813161	0,093568	0,081635	0,123032	0,413572	0,421365	0,535885	0,538739	0,436085	0,337354	0,355247	0,063995	0,029758	0,007625	0,005176
0,470926	0,057388	0,009172	0,13465	0,481882	0,405395	0,623187	0,585551	0,429346	0,297742	0,443243	0,06596	0,008132	0,000771	0,041331
0,436985	0,047239	0,028748	0,098473	0,468868	0,422872	0,684164	0,557817	0,403519	0,286652	0,499185	0,054409	0,017022	0,002418	0,001629
0,573295	0,239661	0,066251	0,12569	0,533725	0,429455	0,616804	0,577339	0,327422	0,241623	0,462534	0,512337	0,359709	0,005958	0,002233
0,65449	0,214676	0,103748	0,106516	0,408703	0,411707	0,639313	0,566554	0,415566	0,273287	0,383824	0,150619	0,033634	0,009769	0,001769
1,015121	0,697661	0,29627	0,21034	0,354971	0,373051	0,494874	0,506867	0,488401	0,304781	0,320121	0,294637	0,100569	0,01948	0,00861
0,602739	0,143061	0,034739	0,155988	0,426341	0,386673	0,642719	0,544291	0,399056	0,267282	0,365248	0,276446	0,194773	0,104366	0,007554
0,641387	0,212175	0,094785	0,122435	0,408934	0,408065	0,64596	0,566064	0,405716	0,272513	0,373677	0,401261	0,03299	0,008784	0,002024
1,164718	0,45662	0,133044	0,146693	0,373796	0,382102	0,556077	0,612725	0,437312	0,225985	0,330564	0,202289	0,066137	0,012605	0,004113
0,978745	0,191317	0,140003	0,155901	0,374054	0,401268	0,526589	0,540623	0,424246	0,292296	0,299225	0,115459	0,041371	0,013458	0,007866
1,128598	0,910841	0,256809	0,044697	0,41971	0,373272	0,546612	0,458806	0,332185	0,244305	0,266354	0,380269	0,218567	0,111096	0,010373
1,166996	0,491657	0,138688	0,15826	0,372852	0,386023	0,537611	0,609028	0,436575	0,21772	0,323718	0,472188	0,147953	0,013204	0,048184
0,644835	0,20026	0,083715	0,114679	0,41142	0,408142	0,652274	0,568214	0,400746	0,272211	0,374166	0,541295	0,030395	0,007705	0,001844
0,643197	0,196946	0,089535	0,11973	0,407744	0,408037	0,645532	0,567645	0,407696	0,274564	0,377258	0,254958	0,029748	0,008254	0,001961
0,729809	0,252139	0,049053	0,130809	0,379549	0,386972	0,493514	0,51998	0,501573	0,31223	0,323435	0,134729	0,01231	0,004125	0,003645



H8m	HATS0m	HATS3m	HATS4m	HATS6m	HATS8m	H0v	H1v	H2v	H4v	HATS1v	HATS5v	HATS6v	HATS7v	HATS8v
0,021322	0,253958	0,154016	0,16173	0,144523	0,115765	1,23537	1,140217	0,893736	0,112176	0,138013	0,129033	0,109677	0,102335	0,133885
0,040192	0,211189	0,135574	0,136251	0,125265	0,087609	1,139041	1,046944	0,862751	0,210079	0,112937	0,109366	0,087712	0,087238	0,10752
0,039325	1,606934	0,314548	0,187949	0,285141	0,188555	1,453553	1,187482	1,032153	0,174349	0,140784	0,117508	0,115566	0,124638	0,139329
0,033839	0,188949	0,133546	0,134981	0,11446	0,104978	1,165769	1,09338	0,908018	0,244039	0,111711	0,121861	0,088508	0,083918	0,111437
0,026689	0,486692	0,224966	0,17366	0,20646	0,144172	1,394571	1,204756	1,026702	0,152276	0,143183	0,125968	0,118281	0,121314	0,139707
0,016284	0,260323	0,143661	0,167432	0,175507	0,104122	1,238627	1,165255	0,94057	0,179279	0,129976	0,147275	0,121154	0,097159	0,115904
0,003006	0,459542	0,195991	0,193544	0,231191	0,161862	1,37454	1,237287	0,971067	0,126874	0,16309	0,153562	0,129859	0,100447	0,14492
0,001768	0,403525	0,141504	0,128051	0,092832	0,128581	1,26138	1,145613	0,891289	0,141667	0,149571	0,104126	0,084297	0,090532	0,140639
0,035521	0,25141	0,163849	0,16458	0,176063	0,112703	1,258411	1,198337	1,031427	0,181304	0,13173	0,131456	0,106714	0,100418	0,120558
0,054641	0,497167	0,216528	0,222304	0,234609	0,212761	1,350953	1,084168	0,837946	0,293625	0,132728	0,159782	0,123399	0,108037	0,130908
0,000506	0,604472	0,196535	0,216946	0,248224	0,160209	1,452742	1,266297	1,086668	0,201876	0,173258	0,149873	0,131744	0,104688	0,132394
0,031101	0,44431	0,223225	0,22068	0,135693	0,247966	1,297952	1,130868	0,984069	0,299741	0,125602	0,118849	0,08781	0,103338	0,131778
0,017859	1,204551	0,741182	0,278324	0,450966	0,230534	1,736988	1,362946	1,213706	0,122844	0,168134	0,180887	0,168869	0,131496	0,171971
0,004232	0,476731	0,170396	0,204908	0,189134	0,229897	1,305631	1,101709	0,733656	0,107377	0,17147	0,14405	0,118099	0,102619	0,158652
0,002885	0,603798	0,222623	0,277537	0,217709	0,429143	1,464571	1,198035	0,782385	0,094007	0,186961	0,155252	0,134716	0,123967	0,197368
0,024509	0,241111	0,14004	0,15629	0,161931	0,090804	1,221542	1,164789	0,967329	0,127103	0,128915	0,141432	0,118308	0,092492	0,109061
0,020345	0,463539	0,209526	0,267339	0,210895	0,190386	1,379799	1,236509	0,958195	0,102862	0,16066	0,172592	0,128965	0,099758	0,154301
0,011784	4,046081	0,423426	0,378183	0,640225	0,325595	1,698757	1,306759	1,116036	0,092832	0,163877	0,183531	0,162585	0,115526	0,177941
0,01613	0,934682	0,268984	0,323492	0,207034	0,277284	1,560704	1,233324	0,948523	0,220558	0,173381	0,152989	0,119055	0,120415	0,188046
0,001535	0,202116	0,128987	0,146058	0,144089	0,057245	1,227213	1,187479	0,99389	0,169468	0,126332	0,130328	0,109238	0,100554	0,093182
0,004119	0,170719	0,12402	0,129	0,12154	0,065544	1,163651	1,126834	0,97061	0,328997	0,102561	0,122212	0,090994	0,084074	0,085133
0,004317	0,97961	0,628857	0,222222	0,344702	0,140579	1,67076	1,384464	1,300874	0,195165	0,153911	0,149409	0,14157	0,125125	0,123919
0,00164	1,453742	0,298191	0,18746	0,293687	0,153138	1,476652	1,287123	1,173872	0,220028	0,136219	0,131131	0,122536	0,119597	0,10663
0,001828	0,172009	0,118343	0,126515	0,127727	0,05036	1,149075	1,115557	0,979035	0,263574	0,105381	0,114519	0,092298	0,090169	0,081016
0,000416	0,169652	0,113695	0,124848	0,135458	0,050417	1,179829	1,172015	1,035328	0,177624	0,113321	0,121896	0,101969	0,090073	0,084805
0,008204	0,322987	0,128729	0,112469	0,1015	0,061646	1,29185	1,199533	1,012758	0,363759	0,127748	0,100396	0,077668	0,078586	0,087088
0,001861	0,330536	0,194883	0,200129	0,139795	0,164211	1,289783	1,204277	1,113684	0,357094	0,117645	0,123873	0,093284	0,103701	0,098947
0,001414	3,765109	0,411916	0,21637	0,394207	0,219172	1,630737	1,314073	1,229267	0,232589	0,138607	0,131449	0,126891	0,126982	0,111661
0,001504	0,417413	0,199509	0,161991	0,204958	0,097007	1,393051	1,269856	1,140814	0,208091	0,134065	0,131392	0,119962	0,1156	0,103943
0,001864	0,263922	0,160179	0,167448	0,21011	0,070703	1,307106	1,307636	1,223097	0,186414	0,128538	0,144972	0,122641	0,113821	0,09108

H1e	H8e	HATS1e	HATS2e	HATS4e	HATS5e	H1p	H7p	HATS1p	HATS4p	HATS5p	HATS6p	HATS7p	HATS8p	HATS2i
2,200223	0,119219	0,277031	0,476072	0,610795	0,42047	1,123234	0,020832	0,134328	0,154267	0,113487	0,10381	0,129444	0,161732	0,560848
2,102153	0,139923	0,24221	0,440978	0,628555	0,434004	1,040471	0,028572	0,111081	0,157368	0,105584	0,080572	0,105182	0,128359	0,543716
2,120482	0,124477	0,264919	0,489657	0,597173	0,371215	1,223	0,018875	0,145491	0,169831	0,106384	0,113346	0,152593	0,175089	0,576218
2,225519	0,1307	0,245144	0,436789	0,504364	0,504818	1,07919	0,034064	0,111619	0,153174	0,133809	0,092123	0,097481	0,127075	0,541096
2,195614	0,122871	0,273172	0,483412	0,61551	0,402682	1,19671	0,021618	0,141606	0,167813	0,112295	0,111552	0,144269	0,169503	0,561479
2,358716	0,12459	0,2745	0,451624	0,512242	0,497876	1,105242	0,036918	0,12123	0,144542	0,137685	0,117005	0,113395	0,128348	0,538921
2,326778	0,132177	0,316307	0,489115	0,660314	0,496637	1,12262	0,031894	0,140015	0,1626	0,125105	0,105889	0,109645	0,153229	0,5286
2,209814	0,092796	0,298729	0,498416	0,553579	0,377263	1,134404	0,016827	0,137287	0,142327	0,103963	0,089918	0,111717	0,165179	0,570068
2,367433	0,115724	0,274999	0,497987	0,56586	0,494898	1,099997	0,03132	0,121373	0,156145	0,124376	0,09354	0,109998	0,133076	0,578246
2,184547	0,210787	0,284559	0,424933	0,777532	0,582368	0,953129	0,052765	0,106448	0,181571	0,128326	0,095225	0,101742	0,12084	0,450823
2,475158	0,063516	0,349888	0,537578	0,640393	0,453187	1,084825	0,013433	0,13494	0,151376	0,112887	0,101007	0,098208	0,129297	0,543518
2,196019	0,124763	0,257827	0,562691	0,722729	0,488703	1,004159	0,026969	0,105536	0,148778	0,098932	0,076084	0,099859	0,121257	0,647112
2,298175	0,094248	0,290096	0,466564	0,657622	0,511476	1,340643	0,017969	0,162815	0,220873	0,16454	0,148101	0,149381	0,206056	0,5109
2,188797	0,047389	0,343512	0,573993	0,619582	0,431048	0,988408	0,025721	0,148964	0,140053	0,109554	0,099436	0,11672	0,159116	0,625183
2,178144	0,032308	0,34321	0,55932	0,601845	0,444926	1,198375	0,092498	0,181584	0,162709	0,125896	0,136874	0,166744	0,207506	0,604242
2,306179	0,047223	0,273079	0,440077	0,580842	0,487026	1,154589	0,018984	0,125992	0,161949	0,134738	0,111058	0,108995	0,129772	0,539752
2,327838	0,211357	0,313311	0,469342	0,696749	0,563545	1,127822	0,030176	0,139136	0,164923	0,128854	0,107141	0,108895	0,150874	0,511969
2,254691	0,085282	0,284371	0,459002	0,631742	0,493812	1,328685	0,017126	0,16677	0,228141	0,18024	0,153384	0,145631	0,23386	0,517808
2,191307	0,121849	0,316391	0,516485	0,683677	0,425669	1,182482	0,022329	0,154069	0,204234	0,13288	0,109577	0,152128	0,207241	0,544829
2,260147	0,072803	0,252822	0,426646	0,583638	0,477305	1,202111	0,018545	0,128063	0,163916	0,122431	0,106038	0,116085	0,124056	0,511423
2,275123	0,164287	0,221625	0,387627	0,527265	0,517495	1,12811	0,052285	0,103724	0,161135	0,132733	0,093613	0,088529	0,103485	0,48176
2,322457	0,162372	0,262279	0,421816	0,603721	0,47486	1,384781	0,042353	0,152252	0,205244	0,142306	0,127517	0,130968	0,160326	0,47246
2,268479	0,078704	0,250741	0,428649	0,591349	0,466468	1,339641	0,021291	0,142639	0,189419	0,124783	0,121046	0,134864	0,141702	0,501798
2,207102	0,100105	0,223908	0,39033	0,616399	0,48079	1,138583	0,029159	0,107853	0,168754	0,114886	0,088291	0,098842	0,103991	0,486189
2,303035	0,052172	0,238917	0,407996	0,547135	0,463957	1,205256	0,028717	0,117926	0,159173	0,122908	0,099492	0,099975	0,111067	0,511332
2,18801	0,116367	0,2443	0,421246	0,507012	0,363209	1,207464	0,020495	0,120297	0,137465	0,106596	0,079689	0,080936	0,106979	0,470923
2,314554	0,095436	0,239918	0,478964	0,691709	0,528908	1,106075	0,03131	0,104141	0,161335	0,110164	0,084747	0,094984	0,099025	0,558119
2,239476	0,075413	0,245636	0,422204	0,585098	0,4601	1,487174	0,019781	0,160119	0,218151	0,129561	0,138686	0,15899	0,163157	0,497752
2,288329	0,077081	0,253037	0,430676	0,597054	0,468615	1,287843	0,020763	0,136563	0,179896	0,123895	0,115476	0,127333	0,134907	0,504399
2,537963	0,09935	0,266031	0,428562	0,568873	0,554556	1,215006	0,027285	0,117835	0,172156	0,142434	0,106641	0,106295	0,105918	0,496312

HATS7i	H1s	H2s	H3s	H6s	H8s	HATS0s	HATS3s	HATS5s	HATS6s	HATS7s	RARS	REIG	R1u	R2u
0,442941	8,915961	13,44514	5,577107	0,082054	0,330686	4,588094	2,383476	2,285086	1,631313	0,694154	0,73846	0,792268	1,921224	1,786303
0,388095	8,228057	12,13783	5,821372	0,179369	0,528912	3,868504	2,146525	2,003568	1,377472	0,672332	0,699997	0,757909	1,889439	1,860195
0,440492	8,408982	12,08392	6,094992	0,099444	0,504179	4,236486	2,685808	1,98949	1,521576	0,848233	0,717858	0,793415	1,825083	1,756099
0,309237	8,58076	12,89648	5,785186	0,363304	0,456811	3,222315	1,838777	1,850047	1,322015	0,623203	0,69468	0,73728	1,963553	1,899183
0,443082	9,102897	13,88612	6,789613	0,082553	0,385332	4,64652	2,728668	2,156926	1,72467	0,979361	0,72532	0,785837	1,857477	1,757243
0,4622	9,827749	15,80254	5,907788	0,167867	0,31388	4,348688	1,886429	2,528792	1,903085	0,788663	0,685069	0,737806	1,982623	1,874213
0,379291	11,44443	20,2013	6,530685	0,009637	0,17266	9,604905	2,898751	3,11017	2,752991	1,287076	0,708472	0,762601	1,875063	1,656337
0,312798	9,353891	17,89	4,101806	0,513222	0,117219	9,35614	1,937723	1,835399	1,066914	0,552321	0,675692	0,751149	1,92867	1,795998
0,390646	9,577067	15,74728	6,270101	0,165217	0,457305	4,052873	2,140013	2,302314	1,687527	0,806818	0,693227	0,749416	1,974294	1,940716
0,405001	11,43641	16,5042	7,373178	0,29997	0,735927	10,54031	2,633162	3,769653	2,676356	2,004828	0,673655	0,726576	1,789024	1,593296
0,33679	13,90918	29,66022	5,777836	0,065537	0,071609	14,0861	2,511747	3,344371	3,089012	1,695154	0,666522	0,74696	1,866011	1,633111
0,4145	10,16429	25,91621	9,61356	0,187644	0,426613	9,860277	2,856646	2,830298	1,401244	1,979714	0,682617	0,737292	1,799582	1,796074
0,38712	10,29341	15,80338	8,556097	0,054306	0,266535	6,323679	3,502229	3,082562	2,677136	1,052139	0,70496	0,752142	1,795764	1,666437
0,397775	10,44368	17,87494	2,274205	0,041872	0,096097	9,975891	2,810577	3,109999	2,358221	0,819049	0,728324	0,796743	1,847381	1,682891
0,384723	9,995679	16,69602	2,446763	0,055927	0,068609	9,085833	2,563116	3,142641	2,356737	0,736713	0,721868	0,782532	1,832671	1,66391
0,401287	9,117863	14,05616	5,887491	0,217502	0,281551	4,050898	1,907483	2,372594	1,844936	0,750049	0,70431	0,753798	1,984103	1,870211
0,395432	11,32888	19,11648	5,585053	0,018345	1,160204	9,531057	2,798734	4,202989	2,439459	1,059899	0,706837	0,759016	1,876128	1,647704
0,392676	9,470468	14,65688	5,953955	0,057496	0,199902	5,054841	2,45574	2,780917	2,147075	0,682415	0,714634	0,761651	1,839507	1,702758
0,403011	10,34906	18,54768	4,35512	0,14139	0,313085	11,46009	2,563034	3,006157	1,900279	0,942273	0,686094	0,755863	1,80581	1,63312
0,431203	8,49404	13,6382	5,963285	0,25717	0,093772	3,512304	1,861847	1,906272	1,638505	1,219369	0,746816	0,785818	1,989024	1,881132
0,316934	8,356464	12,75	7,009509	0,609551	0,219634	2,859906	1,576529	1,605757	1,420291	1,085608	0,701091	0,734313	2,001439	1,967864
0,375129	9,908637	16,45281	9,212178	0,39124	0,21668	5,906624	2,946408	2,072951	2,238198	1,590489	0,69923	0,739293	1,846269	1,758715
0,418522	8,594938	13,9837	6,573715	0,222487	0,101135	3,517684	2,032719	1,841109	1,704699	1,333832	0,733225	0,77356	1,927481	1,843765
0,395273	8,020539	12,92941	6,569561	0,332165	0,125473	3,012147	1,687736	1,692066	1,421647	1,177941	0,712782	0,755285	1,970759	1,944235
0,370372	8,253111	13,6219	6,364689	0,357801	0,058819	2,847168	1,601944	1,654363	1,541515	1,058989	0,709009	0,752586	2,027189	1,975421
0,298253	8,919297	16,65877	3,897326	1,74188	0,202742	7,304625	1,862301	1,372581	1,168354	1,136986	0,608163	0,713522	1,91498	1,764708
0,41512	10,04034	29,16828	10,485	0,351678	0,121072	7,065318	2,349935	2,432807	1,484865	2,235962	0,698052	0,739997	1,893392	1,884843
0,412923	8,36414	13,4655	6,217266	0,191836	0,094975	3,167823	1,966426	1,804577	1,632883	1,26668	0,730855	0,772485	1,9147	1,838248
0,423681	8,884924	14,43056	7,12674	0,206838	0,097791	3,593246	2,148729	1,844862	1,776426	1,427302	0,737052	0,776685	1,942523	1,851261
0,397411	9,859497	16,10083	7,031511	0,09163	0,125138	4,085972	1,653182	1,874574	2,054352	1,647989	0,683018	0,718124	2,051793	1,98372

R4u	R6u	R7u	R8u	R1u+	R2u+	R4m	R6m	R2m+	R4m+	R5m+	R8m+	R2v	R3v	R4v
1,104637	0,40159	0,430517	0,506549	0,13524	0,101014	0,399723	0,234866	0,156246	0,039695	0,062802	0,031945	0,778565	0,548491	0,370721
1,36861	0,36666	0,426981	0,502249	0,140192	0,1074	0,377543	0,228599	0,142653	0,035643	0,055529	0,024493	0,742265	0,55624	0,391074
1,061287	0,383452	0,424924	0,503359	0,159983	0,121607	0,484699	0,420623	0,292817	0,072966	0,06753	0,080413	0,837029	0,610206	0,381585
1,184279	0,517427	0,395453	0,50378	0,139056	0,102436	0,406599	0,232956	0,123492	0,031751	0,045789	0,025214	0,741895	0,550238	0,418678
1,083155	0,393688	0,42756	0,504387	0,143331	0,108872	0,438667	0,317451	0,148143	0,038071	0,059628	0,035279	0,836958	0,607392	0,386479
1,129898	0,561972	0,491337	0,482092	0,138028	0,087064	0,44842	0,292216	0,149491	0,041262	0,063685	0,031837	0,739278	0,527991	0,416905
1,087388	0,404329	0,39171	0,471644	0,170834	0,122249	0,433061	0,303454	0,216962	0,045685	0,071536	0,031598	0,802955	0,568849	0,380859
1,144189	0,49157	0,374664	0,545033	0,176849	0,13215	0,387456	0,200734	0,234534	0,041852	0,064665	0,027947	0,714216	0,510469	0,379638
1,137822	0,429855	0,428611	0,486704	0,138222	0,097788	0,454486	0,308145	0,141739	0,038213	0,05868	0,030428	0,844578	0,57946	0,420472
1,351393	0,392648	0,398716	0,430929	0,148092	0,104386	0,540498	0,31196	0,18526	0,050514	0,083823	0,039337	0,779674	0,606066	0,464586
1,158433	0,447586	0,381024	0,408806	0,185591	0,142269	0,524617	0,359218	0,252493	0,043916	0,072306	0,028602	0,804004	0,567818	0,427688
1,352355	0,358795	0,421505	0,491671	0,132301	0,098592	0,586308	0,268489	0,229948	0,038639	0,053655	0,040575	0,839425	0,616363	0,459745
1,071452	0,403434	0,403069	0,484052	0,133876	0,089182	0,594262	0,498542	0,158102	0,086643	0,12046	0,051802	0,909648	0,726329	0,439183
0,86987	0,366587	0,350603	0,415038	0,179656	0,135958	0,418698	0,235802	0,241293	0,047653	0,073536	0,056514	0,751764	0,45042	0,319146
0,861879	0,372292	0,350722	0,410709	0,183159	0,129058	0,5128	0,271633	0,229046	0,11361	0,074204	0,129417	0,81453	0,477605	0,341394
1,284522	0,515111	0,440167	0,435444	0,143144	0,097448	0,406029	0,261893	0,142749	0,039759	0,063145	0,032104	0,754411	0,5463	0,402336
1,08976	0,403753	0,393616	0,470165	0,161308	0,116186	0,54804	0,282354	0,206202	0,076408	0,078502	0,045164	0,79083	0,573925	0,402683
1,07808	0,404246	0,408926	0,490431	0,138065	0,091437	0,727167	0,61451	0,357625	0,194017	0,266463	0,11699	0,861307	0,630521	0,427433
1,076675	0,379581	0,38693	0,441373	0,184698	0,142844	0,724948	0,300272	0,253514	0,177151	0,146005	0,084121	0,801599	0,599864	0,44033
1,301318	0,510773	0,466893	0,457746	0,131828	0,102521	0,419313	0,301617	0,123898	0,047249	0,034196	0,016542	0,80244	0,577611	0,413642
1,375538	0,604884	0,433705	0,474538	0,117215	0,079121	0,420212	0,296236	0,093349	0,03535	0,03051	0,014714	0,764546	0,581927	0,451756
1,220745	0,447105	0,431072	0,448881	0,152437	0,072367	0,544038	0,479419	0,147771	0,07562	0,095211	0,037009	0,911807	0,728801	0,440638
1,285587	0,503465	0,458425	0,449711	0,12943	0,098825	0,526265	0,502511	0,290597	0,078655	0,065491	0,084645	0,876724	0,651672	0,437807
1,554255	0,481924	0,473529	0,459464	0,128785	0,09506	0,398616	0,292723	0,108289	0,043074	0,031718	0,01359	0,772739	0,590981	0,433828
1,444399	0,582347	0,465743	0,4099	0,128769	0,091529	0,404871	0,303712	0,111884	0,04366	0,031719	0,015925	0,771334	0,570608	0,428151
1,213621	0,52749	0,403103	0,412221	0,148564	0,118067	0,394455	0,256779	0,209541	0,038948	0,026685	0,011726	0,772	0,576709	0,419747
1,535236	0,475354	0,469699	0,450137	0,120699	0,093225	0,592902	0,333002	0,174901	0,04336	0,032387	0,030801	0,860571	0,648278	0,497742
1,281543	0,49877	0,456189	0,453098	0,135515	0,099694	0,585627	0,615347	0,442393	0,123762	0,10547	0,13551	0,893554	0,669787	0,442359
1,288469	0,504833	0,461237	0,454368	0,130323	0,098747	0,464651	0,384739	0,133366	0,046358	0,033407	0,037344	0,866237	0,639547	0,433499
1,289202	0,503119	0,453346	0,432981	0,132906	0,086732	0,460669	0,346356	0,105282	0,033013	0,032739	0,016084	0,874269	0,610488	0,452072

R5v	R6v	R7v	R8v	R2v+	R1e	R2e	R3e	R8e	RTe	R5e+	R4p	R5p	R6p	R7p
0,251449	0,185842	0,148532	0,160256	0,044982	2,026695	1,859863	1,866114	0,49799	19,59279	0,062341	0,363024	0,229149	0,178416	0,176618
0,242705	0,175155	0,147958	0,152179	0,041069	1,982365	1,907959	1,792363	0,504988	20,53137	0,055122	0,416895	0,237057	0,166778	0,170069
0,248662	0,197626	0,169805	0,166877	0,056717	1,933419	1,842051	1,88579	0,495361	19,29139	0,056338	0,391864	0,231566	0,193273	0,1997
0,282695	0,185464	0,152062	0,162704	0,039877	2,070881	1,998329	1,680893	0,509923	21,33746	0,04973	0,433423	0,30169	0,188602	0,168941
0,254613	0,198616	0,167292	0,167305	0,050648	1,980965	1,856493	1,900852	0,49868	19,64251	0,05919	0,386107	0,2338	0,189294	0,192036
0,309116	0,21893	0,158593	0,160584	0,043037	2,127915	1,99782	1,653491	0,500861	21,38293	0,063217	0,408452	0,303872	0,214709	0,179584
0,259831	0,196809	0,151146	0,165663	0,062462	2,064226	1,817517	1,831452	0,475501	19,77736	0,071011	0,357095	0,227447	0,173976	0,16338
0,268031	0,179233	0,143049	0,16609	0,067521	2,019489	1,878207	1,587185	0,528253	19,97489	0,06419	0,389054	0,261373	0,183736	0,169273
0,277505	0,200948	0,163811	0,164838	0,040806	2,154414	2,148248	1,762783	0,504632	21,40253	0,058249	0,405329	0,26178	0,179897	0,174412
0,289649	0,193743	0,154148	0,156786	0,053335	2,055409	1,802478	1,783274	0,46435	20,88769	0,083207	0,421632	0,245274	0,164933	0,153044
0,29434	0,214974	0,162437	0,163721	0,072691	2,16003	1,872025	1,678991	0,426998	20,88321	0,071775	0,376953	0,239758	0,178135	0,157872
0,264642	0,182876	0,167391	0,176219	0,03945	2,023397	2,175563	1,839582	0,54692	22,43153	0,053261	0,395778	0,227094	0,16139	0,163835
0,297206	0,235275	0,177387	0,189393	0,058432	1,970408	1,808172	1,888143	0,499504	19,77731	0,064347	0,444717	0,274857	0,216281	0,199316
0,22604	0,164541	0,132333	0,143753	0,069466	2,039864	1,862008	1,687926	0,449268	17,95863	0,072996	0,2767	0,189643	0,14592	0,141118
0,236735	0,181289	0,151181	0,167591	0,065941	1,994563	1,795752	1,633141	0,431016	17,47694	0,073659	0,316204	0,211284	0,18921	0,193159
0,281346	0,205355	0,150405	0,152824	0,041096	2,087226	1,920005	1,70516	0,42968	20,72625	0,062681	0,418364	0,273741	0,19724	0,173266
0,277581	0,195066	0,152934	0,174629	0,059364	2,062612	1,790398	1,811049	0,508253	19,86519	0,07191	0,354343	0,22594	0,172963	0,16105
0,295424	0,225837	0,160588	0,187118	0,069269	1,977639	1,801807	1,829045	0,496428	19,40394	0,063695	0,446329	0,284344	0,217882	0,191728
0,291687	0,193723	0,15908	0,18325	0,072985	1,964498	1,784065	1,751318	0,462192	19,10737	0,083613	0,430904	0,256319	0,182913	0,189318
0,302185	0,221972	0,174438	0,14886	0,039107	2,064416	1,933391	1,948254	0,435096	21,85897	0,064655	0,433739	0,28227	0,212947	0,186708
0,319297	0,219152	0,177119	0,157257	0,037903	2,091436	2,046419	1,819368	0,468214	23,51123	0,048512	0,4878	0,335399	0,218977	0,179634
0,301977	0,238718	0,19527	0,16951	0,054614	1,987284	1,865929	1,980274	0,444693	21,41297	0,04655	0,475574	0,286177	0,224231	0,2033
0,309469	0,238939	0,19422	0,158936	0,056287	2,018152	1,915014	1,955833	0,430219	21,75647	0,065845	0,476209	0,293102	0,232274	0,207939
0,29319	0,213788	0,176404	0,146199	0,038345	2,036685	1,971982	1,894159	0,448359	22,84289	0,060837	0,484947	0,288547	0,205123	0,184
0,312385	0,226839	0,171144	0,142548	0,037319	2,08561	1,998158	1,831532	0,390904	22,7007	0,0569	0,470317	0,306856	0,219614	0,181951
0,296359	0,197912	0,16175	0,14835	0,060325	1,984125	1,830047	1,827035	0,396572	21,52082	0,096419	0,444536	0,303032	0,196889	0,167205
0,314078	0,221815	0,196104	0,166189	0,037783	2,083061	2,202115	1,945916	0,483854	24,66383	0,059563	0,46491	0,279519	0,200418	0,178583
0,309373	0,241762	0,200009	0,163265	0,066161	1,993696	1,893057	1,926197	0,431115	21,45079	0,065477	0,517959	0,304252	0,252705	0,232379
0,307886	0,235441	0,191111	0,158003	0,04929	2,041651	1,930786	1,978701	0,435868	21,98855	0,064804	0,460753	0,28891	0,22487	0,200428
0,307491	0,223926	0,189791	0,147467	0,037522	2,226507	2,164698	1,812661	0,43718	23,00465	0,043203	0,460613	0,29876	0,2037	0,182571

R8p	R1i	R2i+	R3i+	R4i+	R5i+	R3s	R5s	R6s	R4s+	R6s+	R7s+	DP20	nCp	nArX
0,177844	2,263187	0,147308	0,122796	0,09929	0,060037	5,828921	3,789588	2,342884	0,475894	0,643613	0,141458	0,533121	0	0
0,16924	2,240021	0,156621	0,117889	0,096623	0,060869	5,706094	3,644173	2,191909	0,463111	0,584829	0,11255	2,002006	1	0
0,190175	2,139235	0,17734	0,139002	0,109595	0,065374	6,157002	3,603693	2,315706	0,525286	0,583768	0,171672	2,603429	0	1
0,173603	2,330171	0,149382	0,095357	0,081626	0,081762	5,529698	3,800596	2,297805	0,391231	0,48758	0,13562	2,874415	0	0
0,186053	2,18422	0,158768	0,123569	0,101269	0,06247	6,451286	3,723507	2,504939	0,48538	0,614412	0,264767	2,418001	0	1
0,169751	2,363782	0,126965	0,105676	0,07512	0,070774	5,49069	4,446059	2,834305	0,360049	0,649948	0,109987	3,687828	0	0
0,172153	2,243724	0,178807	0,132554	0,091025	0,058956	7,245677	4,11058	3,179267	0,436281	0,734429	0,556578	2,233202	0	1
0,189459	2,259925	0,193289	0,097184	0,093571	0,053293	5,244502	4,157829	2,152983	0,448482	0,54651	0,116327	1,194817	1	0
0,171341	2,349612	0,142604	0,108816	0,08495	0,069557	5,925105	4,115911	2,637577	0,407161	0,604134	0,169511	3,360532	0	0
0,148546	2,220852	0,15268	0,094867	0,11627	0,069082	7,217112	5,52964	3,092092	0,55728	0,909153	0,577499	5,218025	0	0
0,160549	2,302165	0,20809	0,1054	0,101835	0,05959	6,804899	5,209203	3,994416	0,488092	0,685761	0,517087	1,69858	0	0
0,162643	2,218796	0,219971	0,108675	0,115403	0,061439	8,09449	5,039547	2,446721	0,494094	0,565324	0,504072	4,101275	1	0
0,210756	2,113074	0,130054	0,107707	0,08581	0,057292	7,621525	4,313383	3,117389	0,411283	0,680388	0,290849	2,703005	0	2
0,141007	2,201244	0,198859	0,128482	0,104215	0,062443	5,933278	3,759609	2,543285	0,499501	0,747311	0,186853	0,452254	0	0
0,174509	2,150152	0,188766	0,125838	0,102841	0,063454	5,472253	3,761822	2,483996	0,492915	0,739693	0,180526	0,478741	0	0
0,170201	2,351986	0,142108	0,104631	0,074953	0,060529	5,427934	3,950985	2,658407	0,359246	0,651577	0,12738	1,750776	1	0
0,167478	2,24512	0,16994	0,144237	0,085521	0,069703	7,099459	5,344743	2,793981	0,99371	0,73801	0,250844	0,902507	0	1
0,220241	2,158193	0,133343	0,108068	0,087363	0,057604	5,967091	4,047354	2,664208	0,418728	0,66834	0,140698	2,364068	0	1
0,198856	2,119719	0,208931	0,103868	0,095368	0,069418	6,212289	4,895394	2,598215	0,634551	0,819231	0,139055	1,086546	0	1
0,179824	2,332124	0,149507	0,112564	0,076848	0,075539	5,47943	3,662309	3,258637	0,372402	0,6705	0,508411	0,301443	0	0
0,180219	2,369579	0,115382	0,108562	0,075238	0,074117	5,389367	3,517266	3,135262	0,360614	0,608112	0,49353	2,563388	0	0
0,204854	2,157258	0,105533	0,103195	0,081504	0,054386	7,209334	3,542549	3,300276	0,324616	0,685876	0,513641	2,43968	0	2
0,193773	2,250734	0,144117	0,112899	0,070797	0,076929	5,765405	3,656033	3,312188	0,372648	0,663648	0,49425	2,605783	0	1
0,174839	2,324309	0,138626	0,1121	0,077753	0,071078	5,393395	3,484373	3,047649	0,360736	0,630379	0,483304	1,658742	1	0
0,172799	2,383623	0,133477	0,105437	0,071981	0,066478	5,226906	3,62013	3,300832	0,344118	0,604259	0,425599	1,474595	1	0
0,177193	2,219162	0,172691	0,110725	0,092984	0,11265	5,427306	3,464379	2,681086	0,44567	0,616011	0,503764	4,976068	0	0
0,167895	2,311342	0,167312	0,107747	0,103381	0,069589	7,675873	4,780748	3,328911	0,442623	0,636414	0,490204	3,800837	1	0
0,211787	2,230068	0,145384	0,111292	0,07598	0,076499	5,59283	3,586615	3,1517	0,357376	0,630067	0,466768	2,838841	0	1
0,18935	2,274554	0,144002	0,112523	0,072084	0,075712	6,070537	3,657418	3,404175	0,365383	0,657269	0,489713	2,241317	0	1
0,165205	2,43777	0,126481	0,107329	0,063941	0,062289	5,504856	3,477378	3,105216	0,282777	0,699223	0,542288	2,677255	0	0

C-001	C-005	C-025	C-026	H-046	F-084	SssCH2	SaaCH	SaaC	SaaO	NaasC	CATS2D_0:	CATS2D_0:	CATS2D_0:	CATS2D_0:
0	0	1	0	0	0	0 0,081934	9,333762	1,613844	4,917233	3	3	2	0	6
1	0	2	0	3	3	0 0,080085	7,685027	2,774623	4,947473	4	3	2	0	6
0	0	1	1	0	0	0 0,063326	7,42461	2,524571	4,935754	4	3	2	0	6
0	1	1	1	0	0	0 0,037434	7,164193	2,217305	4,942554	4	3	4	0	8
0	0	1	1	0	0	0 0,032911	6,952002	2,070773	4,914487	4	3	2	0	6
0	1	1	1	0	0	0 0,026831	7,203621	2,116346	4,949929	4	3	3	0	8
0	0	1	1	0	1	-0,05399	5,601693	0,774206	4,853723	4	3	2	0	6
1	0	2	0	3	0	0 0,07998	7,657454	2,721854	4,972233	4	3	2	0	6
0	0	1	2	0	0	0 0,198958	5,283219	2,652056	4,964545	5	4	5	0	8
0	0	1	1	0	0	0 -0,12082	5,635027	0,943767	4,861053	4	4	4	2	8
0	0	1	1	0	0	0 -0,16584	5,762926	0,665732	4,847729	4	4	7	0	8
0	0	2	0	0	0	0 -0,25931	4,255443	-0,23654	4,792525	4	3	2	0	6
0	0	1	2	0	0	0 -0,02811	4,925889	2,033682	4,911274	5	3	2	0	6
0	0	0	0	0	0	0 0,023641	4,881404	1,053146	9,871422	3	3	2	2	6
0	0	0	0	0	0	0 0,103951	5,668441	1,721665	4,893287	3	3	2	0	4
1	0	2	0	3	0	0 0,07996	7,690704	2,740546	4,957104	4	3	2	0	6
0	0	1	1	0	1	-0,13622	6,000787	0,013521	4,805566	4	3	2	0	6
0	0	1	1	0	0	0 0,058982	7,447162	2,460865	4,941798	4	3	2	0	6
0	0	1	1	0	0	0 0,00391	7,074553	1,768922	4,913591	4	3	2	0	6
0	0	1	0	2	0	0 0,898433	9,457228	1,848661	5,026413	3	3	4	0	6
0	1	1	1	2	0	0 0,837265	7,270038	2,467869	5,051734	4	3	6	0	8
0	0	1	2	2	0	0 0,748144	5,008987	2,304817	5,020454	5	3	4	0	6
0	0	1	1	2	0	0 0,872827	7,530455	2,775136	5,044934	4	3	4	0	6
1	0	2	0	5	0	0 0,895785	7,790872	3,025188	5,056653	4	3	4	0	6
1	0	2	0	5	0	0 0,895574	7,791424	2,995934	5,066284	4	3	4	0	6
0	0	3	0	2	0	0 0,858364	13,90129	1,872625	5,175334	3	3	4	0	6
0	0	2	0	2	0	0 0,427169	4,361288	0,014028	4,901705	4	3	4	0	6
0	0	1	1	2	0	0 0,892111	7,749205	2,985179	5,054778	4	3	4	0	6
0	0	1	1	2	0	0 0,831163	7,057847	2,321337	5,023667	4	3	4	0	6
0	0	1	2	2	0	0 0,997896	5,366318	2,923191	5,073724	5	4	7	0	8

CATS2D_0	CATS2D_0	CATS2D_0	CATS2D_0	CATS2D_0	CATS2D_0	CATS2D_0	CATS2D_0	CATS2D_0	CATS2D_0	CATS2D_0	CATS2D_0	CATS2D_0	T(Cl..Cl)	B05[C-Br]
10	7	4	1	2	4	4	6	3	3	4	1	0	0	0
10	7	4	3	3	4	4	8	5	3	4	2	1	0	0
10	7	2	2	3	4	4	6	4	3	4	1	1	0	1
12	8	2	0	2	5	5	4	2	3	4	0	0	0	0
10	7	2	2	3	4	4	6	4	3	4	1	1	0	0
12	6	3	1	3	5	2	4	2	3	3	1	0	0	0
10	7	2	0	2	4	4	4	2	3	4	0	0	0	0
10	9	5	1	2	4	6	8	5	3	5	1	0	0	0
14	7	1	0	3	6	3	2	1	3	3	0	0	0	0
16	12	4	0	2	5	7	4	2	3	4	0	0	0	0
16	10	5	1	3	7	4	4	2	3	3	1	0	0	0
10	7	4	1	2	4	4	6	3	3	4	1	0	0	0
10	5	3	3	3	4	2	4	6	3	3	2	1	3	0
7	4	2	1	0	2	2	0	0	1	2	0	0	0	0
9	5	1	0	0	4	2	2	0	2	3	0	0	0	0
10	7	6	2	2	4	4	8	5	3	4	2	0	0	0
8	6	4	1	2	2	4	4	2	2	3	1	0	0	0
10	5	5	2	2	4	2	6	4	3	3	2	0	0	0
8	8	5	1	2	2	6	6	4	2	4	1	0	0	0
10	11	5	1	0	2	4	7	3	3	5	3	1	0	0
12	12	3	0	0	3	5	5	2	3	5	2	0	0	0
10	9	4	3	1	2	4	5	6	3	4	3	2	3	0
10	11	3	2	1	2	4	7	4	3	5	3	1	0	1
10	11	5	3	1	2	4	9	5	3	5	4	2	0	0
10	11	7	2	0	2	4	9	5	3	5	4	2	0	0
10	13	10	5	1	2	4	15	12	5	6	7	4	0	0
10	11	5	1	0	2	4	7	3	3	5	3	1	0	0
10	11	3	2	1	2	4	7	4	3	5	3	1	0	0
10	11	3	2	1	2	4	7	4	3	5	3	1	0	0
14	11	2	0	1	4	6	3	1	3	4	1	0	0	0



B06[C-N]	B06[C-F]	B06[C-Cl]	B06[N-Cl]	B06[O-O]	B07[O-O]	B09[C-F]	B10[C-C]	B10[O-O]	F03[C-N]	F04[C-N]	F05[C-C]	F05[C-N]	F05[N-O]	F06[C-N]	
0	0	0	0	0	0	0	0	0	0	6	6	6	3	2	0
1	0	0	0	0	0	0	0	1	0	6	6	7	3	2	2
0	0	0	0	0	0	0	0	0	0	6	6	6	3	2	0
0	0	0	0	0	1	0	1	0	0	6	6	7	3	2	0
0	0	0	1	0	0	0	0	0	0	6	6	6	3	2	0
1	0	0	0	1	0	0	1	1	1	6	6	8	3	4	2
0	0	0	0	0	0	1	0	0	0	6	6	6	3	2	0
0	0	0	0	0	0	0	0	0	0	6	8	7	3	2	0
1	0	0	0	1	1	0	1	1	1	6	6	7	3	4	2
0	0	0	0	0	0	0	0	0	0	8	7	6	4	2	0
1	0	0	0	0	1	0	0	0	0	8	8	6	3	2	1
1	1	0	0	0	0	1	1	1	0	6	6	7	3	2	2
0	0	1	1	0	0	0	0	0	0	6	6	6	3	2	0
0	0	0	0	0	0	0	0	0	0	4	6	5	1	2	0
0	0	0	0	0	0	0	0	0	0	4	6	5	1	2	0
0	0	0	0	0	0	0	0	0	0	6	6	6	5	2	0
0	1	0	0	0	0	0	0	0	0	6	6	6	3	2	0
0	0	0	0	0	0	0	0	0	0	6	6	6	3	2	0
0	0	1	0	0	0	0	0	0	0	6	6	6	3	2	0
1	0	0	0	1	0	0	1	0	0	6	6	6	4	0	1
1	0	0	0	1	1	0	1	0	0	6	6	7	4	0	1
1	0	1	1	1	0	0	1	0	0	6	6	6	4	0	1
1	0	0	0	1	0	0	1	0	0	6	6	6	4	0	1
1	0	0	0	1	0	0	1	0	0	6	6	7	4	0	3
1	0	0	0	1	0	0	1	0	0	6	6	6	6	0	1
1	0	0	0	1	0	0	1	0	0	6	8	10	8	0	3
1	1	0	0	1	0	1	1	0	0	6	6	7	4	0	3
1	0	0	0	1	0	0	1	0	0	6	6	6	4	0	1
1	0	0	1	1	0	0	1	0	0	6	6	6	4	0	1
1	0	0	0	1	1	0	1	0	0	6	6	7	4	2	3

F06[C-O]	F06[N-O]	F07[C-N]	F07[C-O]	F07[N-O]	F08[C-O]	F09[C-O]	F10[C-C]	F10[C-O]	MLOGP	PDI	DLS_04	DLS_05	LLS_01	CATS3D_0:
3	2	0	2	0	4	4	0	2	2,310081	0,941784	0,4	0	0,5	4
3	2	0	3	0	4	4	1	2	2,591121	0,937904	0,8	0,5	0,5	4
3	2	0	2	0	4	4	0	2	2,996116	0,951566	0,4	0	0,5	4
3	4	2	3	0	6	5	1	3	2,087164	0,923735	0,8	0	0,5	4
3	2	0	2	0	4	4	0	2	2,859121	0,942387	0,4	0	0,5	4
4	2	0	4	0	5	5	1	2	2,087164	0,923735	0,8	0	0,5	4
3	2	0	2	0	4	4	0	2	2,719823	0,942714	0,4	0	0,5	3
3	2	0	2	0	4	6	0	2	2,591121	0,937904	0,8	0,5	0,5	3
4	4	0	5	0	6	6	1	3	2,002029	0,961888	0,6	0	0,5	5
5	2	1	2	5	6	6	0	4	2,396659	0,919845	0,4	0	0,5	4
3	7	1	4	0	6	6	0	4	2,396659	0,919845	0,4	0	0,5	4
3	2	0	3	0	4	4	1	2	3,263696	0,940512	0,6	0,5	0,333333	4
3	2	0	2	0	4	4	0	2	3,398936	0,942907	0,4	0	0,333333	4
3	2	0	3	0	2	4	0	0	1,291068	0,928959	0,4	0	0,5	3
2	2	0	2	0	2	4	0	0	2,063025	0,947626	0,4	0	0,5	3
4	2	0	2	0	4	4	0	4	2,591121	0,937904	0,8	0,5	0,5	4
3	2	0	2	0	4	4	0	2	2,719823	0,942714	0,4	0	0,5	3
3	2	0	2	0	4	4	0	2	2,996116	0,951566	0,4	0	0,5	4
3	2	0	2	0	4	4	0	2	2,859121	0,942387	0,4	0	0,5	3
1	2	0	2	2	2	4	1	4	2,591121	0,937904	0,8	0,5	0,5	4
1	4	2	3	2	4	5	2	5	2,358979	0,921718	0,8	0,5	0,5	4
1	2	0	2	2	2	4	1	4	3,662504	0,939429	0,6	0,5	0,166667	4
1	2	0	2	2	2	4	1	4	3,263696	0,947232	0,6	0,5	0,166667	4
1	2	0	3	2	2	4	2	4	2,862936	0,93465	0,8	0,5	0,5	4
2	2	0	2	2	2	4	2	4	2,862936	0,93465	0,8	0,5	0,5	4
3	2	0	3	2	2	4	4	6	3,478874	0,986072	0,6	0,5	0,333333	3
1	2	0	3	2	2	4	2	4	3,523456	0,937136	0,6	0,5	0,333333	4
1	2	0	2	2	2	4	1	4	3,394504	0,96189	0,6	0,5	0,166667	4
1	2	0	2	2	2	4	1	4	3,130936	0,938718	0,6	0,5	0,333333	4
2	4	0	5	2	4	6	2	6	2,273843	0,956604	0,6	0,5	0,5	5

CATS3D_0:	CATS3D_0:	CATS3D_0:	CATS3D_0:	CATS3D_0:	CATS3D_0:	CATS3D_0:	CATS3D_0:	CATS3D_0:	CATS3D_0:	CATS3D_0:	CATS3D_0:	CATS3D_1:	CATS3D_0:	CATS3D_0:
0	3	1	1	7	9	9	6	5	2	2	0	0	0	3
0	2	2	1	9	7	9	6	7	4	2	1	0	2	3
0	3	1	1	8	8	9	4	3	4	3	0	1	0	3
0	3	1	3	11	9	10	4	3	2	1	2	0	0	3
0	3	1	1	8	8	9	4	5	2	3	1	0	0	3
0	3	2	3	8	12	8	5	4	2	3	0	0	0	4
1	1	4	0	7	9	7	4	4	2	2	0	0	0	4
1	4	1	0	9	8	9	5	6	3	5	0	0	2	2
0	3	2	5	8	14	9	3	2	2	3	1	0	0	3
2	3	1	2	9	15	13	5	3	3	2	3	3	0	3
1	2	5	5	14	10	11	6	5	6	4	0	0	0	3
0	3	1	1	8	8	9	6	5	2	2	0	0	0	3
0	2	2	1	7	9	7	4	6	2	3	2	0	1	4
3	2	4	1	7	6	4	3	1	2	1	0	0	0	0
1	1	4	0	5	8	5	2	1	3	1	0	0	0	2
0	2	2	1	7	9	9	7	7	3	2	1	0	2	4
1	1	3	1	7	7	6	5	4	3	2	1	0	0	2
0	2	2	1	7	9	7	6	6	2	2	0	1	0	4
1	4	1	0	8	7	8	5	5	3	4	0	0	0	2
0	3	2	0	8	14	10	8	2	3	0	0	0	0	4
1	2	2	3	10	15	12	5	2	1	1	2	0	0	5
0	3	0	2	8	11	8	5	7	3	1	2	0	1	5
0	3	2	0	8	14	9	6	1	4	2	1	0	0	5
0	3	2	0	9	12	11	8	5	4	1	0	0	2	5
0	3	2	0	8	14	9	9	4	3	2	1	0	2	4
0	2	4	0	11	8	13	7	4	5	5	5	5	6	4
0	3	2	0	8	13	11	8	2	3	0	0	0	0	4
0	3	1	1	10	11	10	5	2	4	2	1	0	2	4
0	3	2	0	9	13	10	5	3	3	1	1	0	0	4
0	3	2	5	10	14	11	4	2	2	4	2	0	0	4

CATS3D\_0 CATS3D\_0 CATS3D\_0 CATS3D\_0 CATS3D\_10\_LL

3	4	1	0	0
3	5	0	2	0
3	3	0	2	0
3	3	0	0	0
3	3	0	2	0
2	3	0	0	0
3	2	0	0	0
5	4	2	0	0
3	1	0	0	0
2	3	1	0	0
2	4	0	0	0
3	5	0	0	0
2	1	2	2	0
2	2	0	0	0
2	2	0	0	0
2	5	2	0	0
2	5	0	0	0
2	3	1	1	0
4	3	2	0	0
5	6	1	0	0
5	4	0	0	0
5	1	1	5	0
5	4	0	2	1
4	6	2	2	0
6	5	4	1	0
7	9	7	4	0
5	6	1	0	0
5	4	0	2	1
5	4	0	2	1
4	3	0	0	0

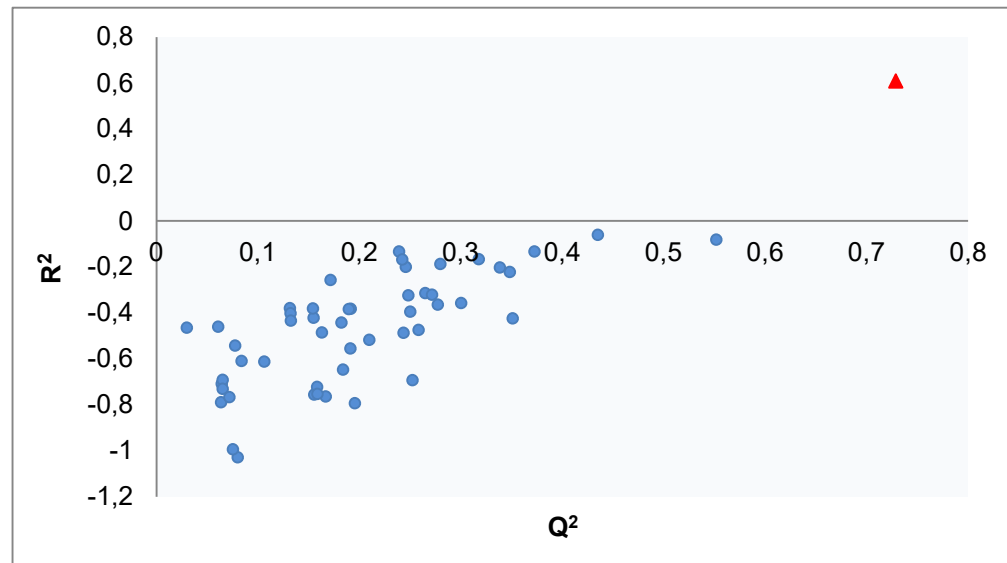
QSAR

IC<sub>50</sub> and pIC<sub>50</sub> from Dragon

IC50uM	pIC50
139	3,857
73	4,137
119	3,924
35	4,456
85	4,071
157	3,804
124	3,907
339	3,47
83	4,081
76	4,119
85	4,071
42	4,377
86	4,066
84	4,076
68	4,167
110	3,959
116	3,936
61	4,215
77	4,114
72	4,143
101	3,996
64	4,194
110	3,959
88	4,056
54	4,268
63	4,201
70	4,155
42	4,377
294	3,532
87	4,06

QSAR  
Y-scrambling

0,351225	-0,42588
0,245788	-0,20025
0,131557	-0,38015
0,43502	-0,0614
0,064254	-0,70894
0,155033	-0,42309
0,155614	-0,75661
0,348367	-0,22286
0,077591	-0,54344
0,158453	-0,7226
0,029899	-0,46599
0,551747	-0,08296
0,209912	-0,51829
0,250262	-0,39585
0,063704	-0,79056
0,132301	-0,40321
0,25236	-0,69435
0,163104	-0,48643
0,065393	-0,69208
0,258293	-0,4759
0,132566	-0,43489
0,317597	-0,16721
0,166906	-0,76449
0,154351	-0,38189
0,065342	-0,7317
0,080159	-1,02916
0,106389	-0,61379
0,191567	-0,38307
0,061001	-0,46198
0,08399	-0,6104
0,183838	-0,6476
0,071905	-0,76835
0,195519	-0,79365





0,23926	-0,13424
0,242255	-0,16958
0,372556	-0,13358
0,265145	-0,31491
0,171487	-0,25846
0,189549	-0,38532
0,158811	-0,75415
0,279925	-0,18887
0,191316	-0,55644
0,248409	-0,32483
0,277365	-0,36553
0,338471	-0,20353
0,243597	-0,48739
0,271607	-0,32267
0,300176	-0,35831
0,075305	-0,99442
0,182484	-0,44285
0,72901	0,608273

QSAR

External Validation

	<b>Yexp</b>	<b>Ypred</b>	<b>(B-C)^2</b>	<b>(B-B6)^2</b>	<b>1-(D6/F6)</b>
<b>3</b>	3,924	4,063	0,019321	0,04906225	
<b>12</b>	4,377	4,332	0,002025	0,05359225	0,768291
<b>15</b>	4,167	4,196	0,000841	0,00046225	
<b>19</b>	4,114	4,07	0,001936	0,00099225	
	4,1455		0,024123	0,104109	
	<b>Mean</b>		<b>Sum</b>	<b>Sum</b>	