

## **Graphene oxide as pesticide carriers for enhancing fungicide activity against *Magnaporthe oryzae***

Pengtong Hu,<sup>a,b</sup> Li Zhu,<sup>a,c</sup> Feng Zheng,<sup>a,b</sup> Jingyun Lai,<sup>a</sup> Hanhong Xu,<sup>\*,b,c</sup>  
and Jinliang Jia<sup>\*,a,b,c</sup>

<sup>a</sup> Key Laboratory for Biobased Materials and Energy of Ministry of Education, College of Materials and Energy, South China Agricultural University, Guangzhou, Guangdong 510642, China

<sup>b</sup> Key Laboratory of Natural Pesticide & Chemical Biology, Ministry of Education, South China Agricultural University, Guangzhou, 510642, China

<sup>c</sup> Guangdong Laboratory for Lingnan Modern Agricultural Science and Technology, Guangzhou, Guangdong 510642, China

\*Corresponding Authors: [hwxu@scau.edu.cn](mailto:hwxu@scau.edu.cn) (H. X);

[jiajinliang@scau.edu.cn](mailto:jiajinliang@scau.edu.cn) (J. J).

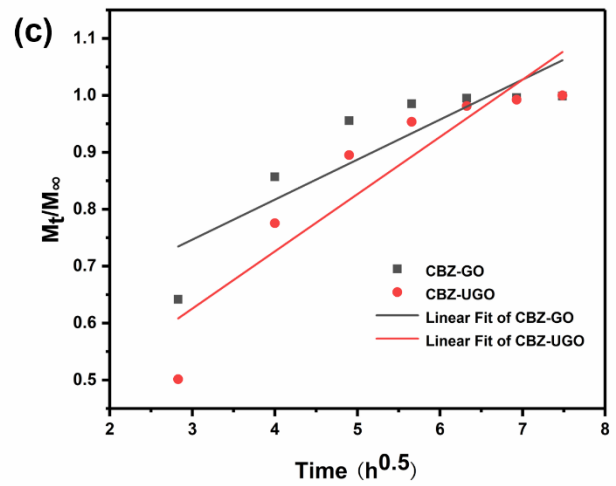
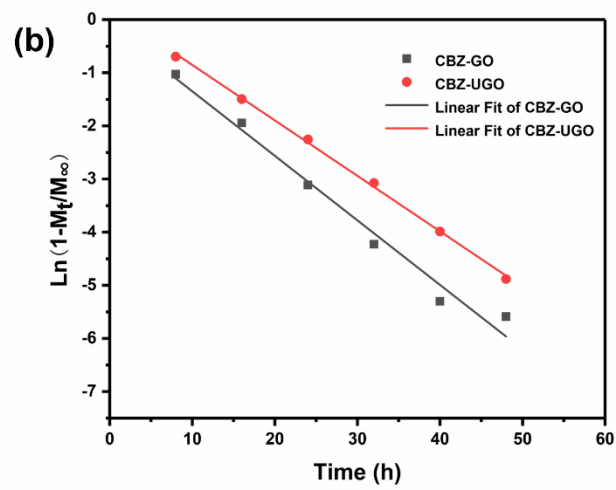
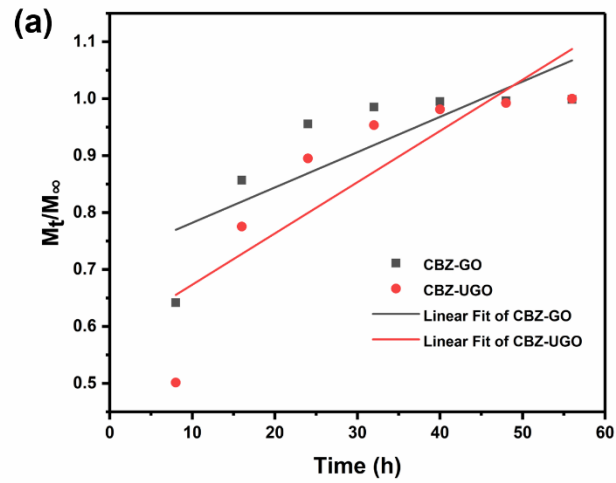
## **Contents of supporting information**

**Fig. S1.** The linear fit chart of drug release model, Zero-order (a), First-order model (b) and Higuchi model (c).

**Fig. S2.** Standard curve of CBZ detected in HPLC.

**Fig. S3.** TG profiles and DTG analysis of UGO.

**Table S1.** Kinetic parameters of CBZ released from CBZ-GO and CBZ-UGO.



**Fig. S1.** The linear fit chart of drug release model, Zero-order (a), First-order model (b) and Higuchi model (c)

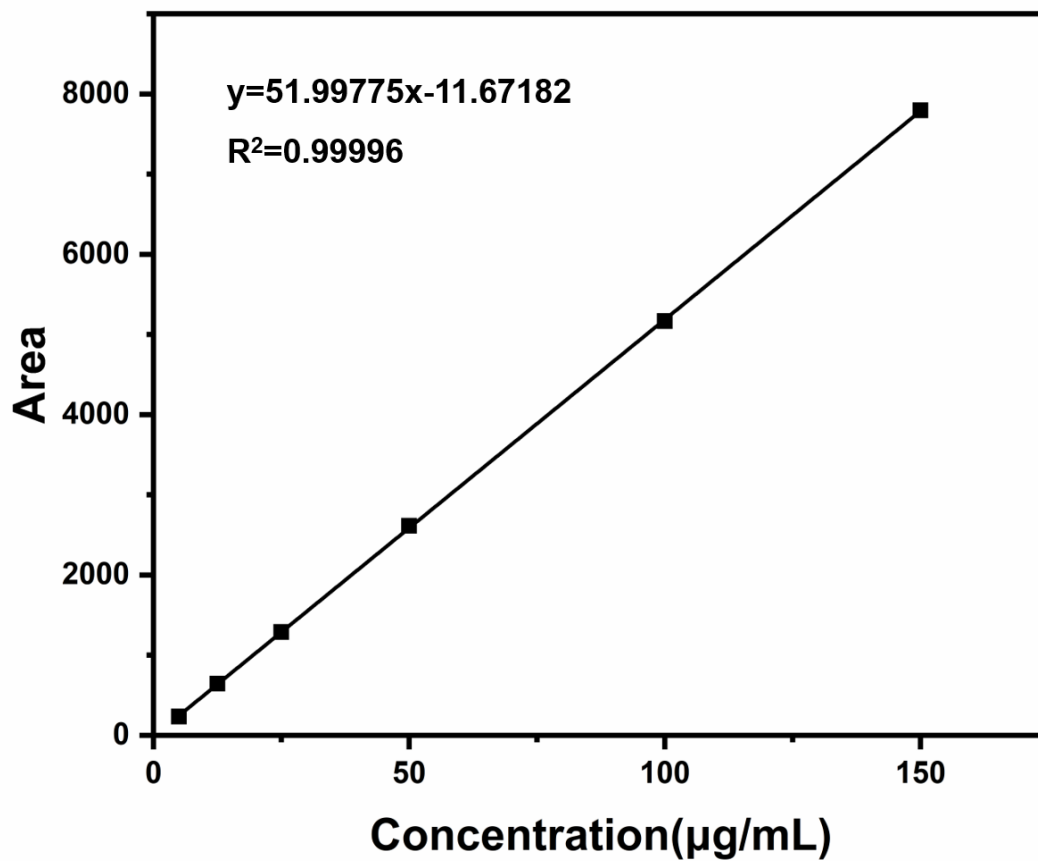


Fig. S2. Standard curve of CBZ detected in HPLC.

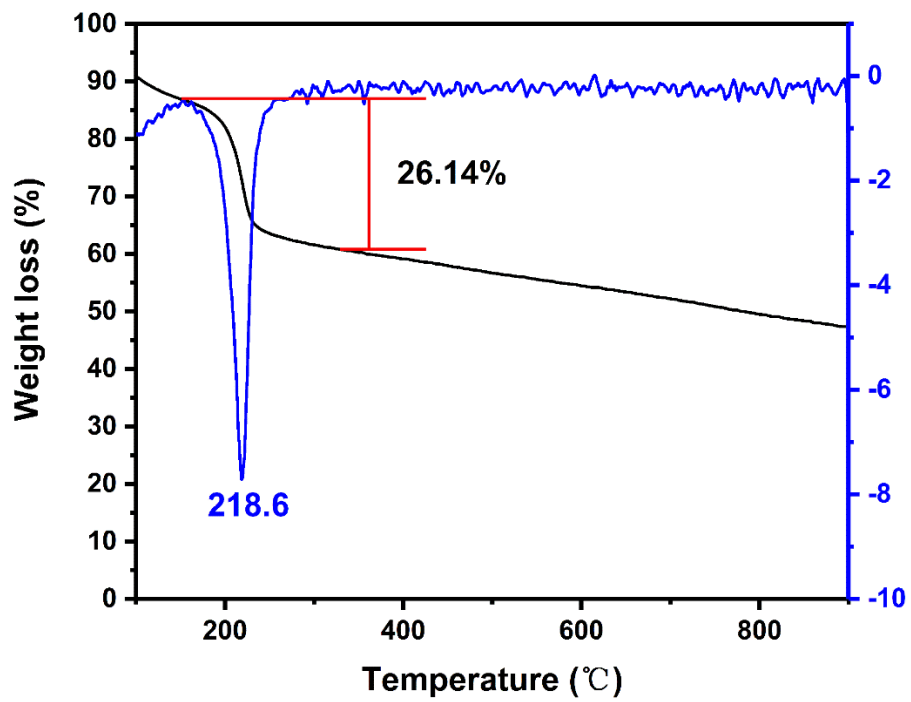


Fig. S3. TG profiles and DTG analysis of UGO.

**Table S1. Kinetic parameters of CBZ released from CBZ-GO and CBZ-UGO.**

	Zero-orde model		First-orde model		Higuchi model	
	k	R <sup>2</sup>	k	R <sup>2</sup>	k	R <sup>2</sup>
CBZ-GO	0.0062	0.6591	-0.1214	0.9818	0.0703	0.7753
CBZ-UGO	0.0090	0.7378	-0.1044	0.9987	0.1005	0.8431