

Appendix A. Electronic Supplementary Information

Boosting the Energy Storage Performance of V_2O_5

Nanosheet by Intercalating Conductive Graphene

Quantum Dots

Akhilesh Babu Ganganboina¹, Enoch Y. Park^{1, 2} and Ruey-An Doong^{3, 4*}

1. Graduate Institute of Green Science and Technology, University of Shizuoka, Shizuoka, Japan.
2. Department of Bioscience, Graduate School of Science and Technology, Shizuoka University, 836 Ohya Suruga-ku, Shizuoka 422-8529, Japan
3. Institute of Analytical and Environmental Sciences, National Tsing Hua University, Hsinchu, 30013, Taiwan.
4. Faculty of Science and Technology, Airlangga University, Sarabaya, 60115, Indonesia.

*Corresponding author: Ruey-An Doong (radoong@mx.nthu.edu.tw)

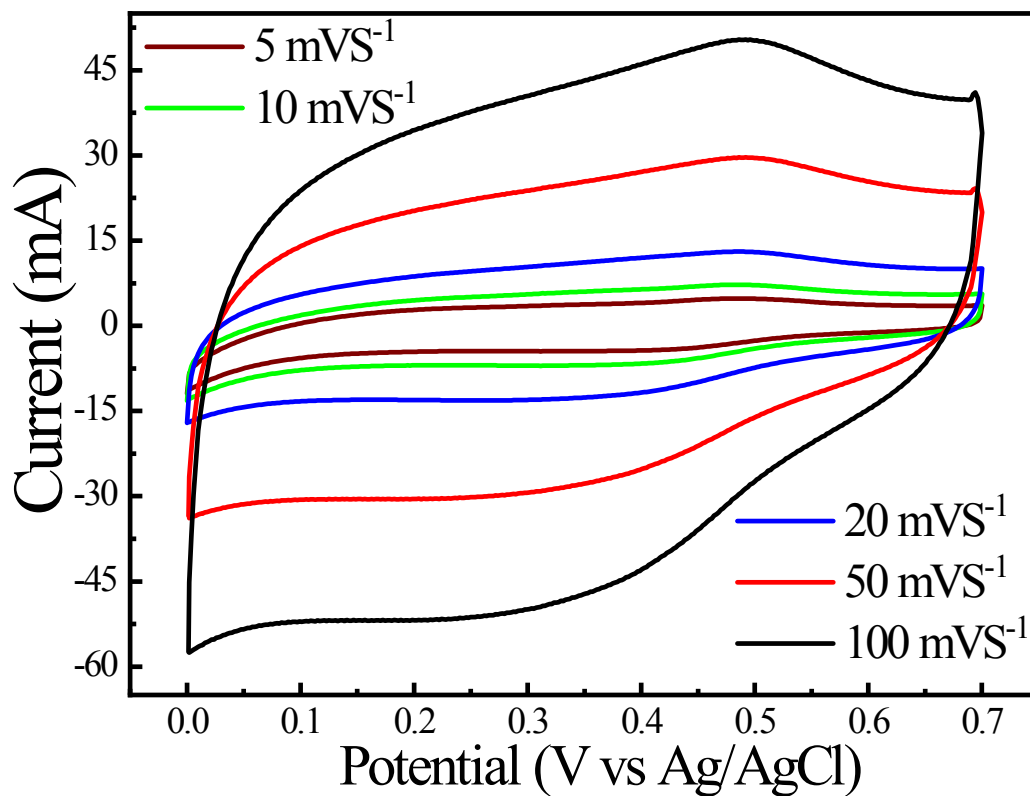


Fig. S1. The CV curves of VNS-GQD-10 at different scan rates from 5 to 100 mV s⁻¹.

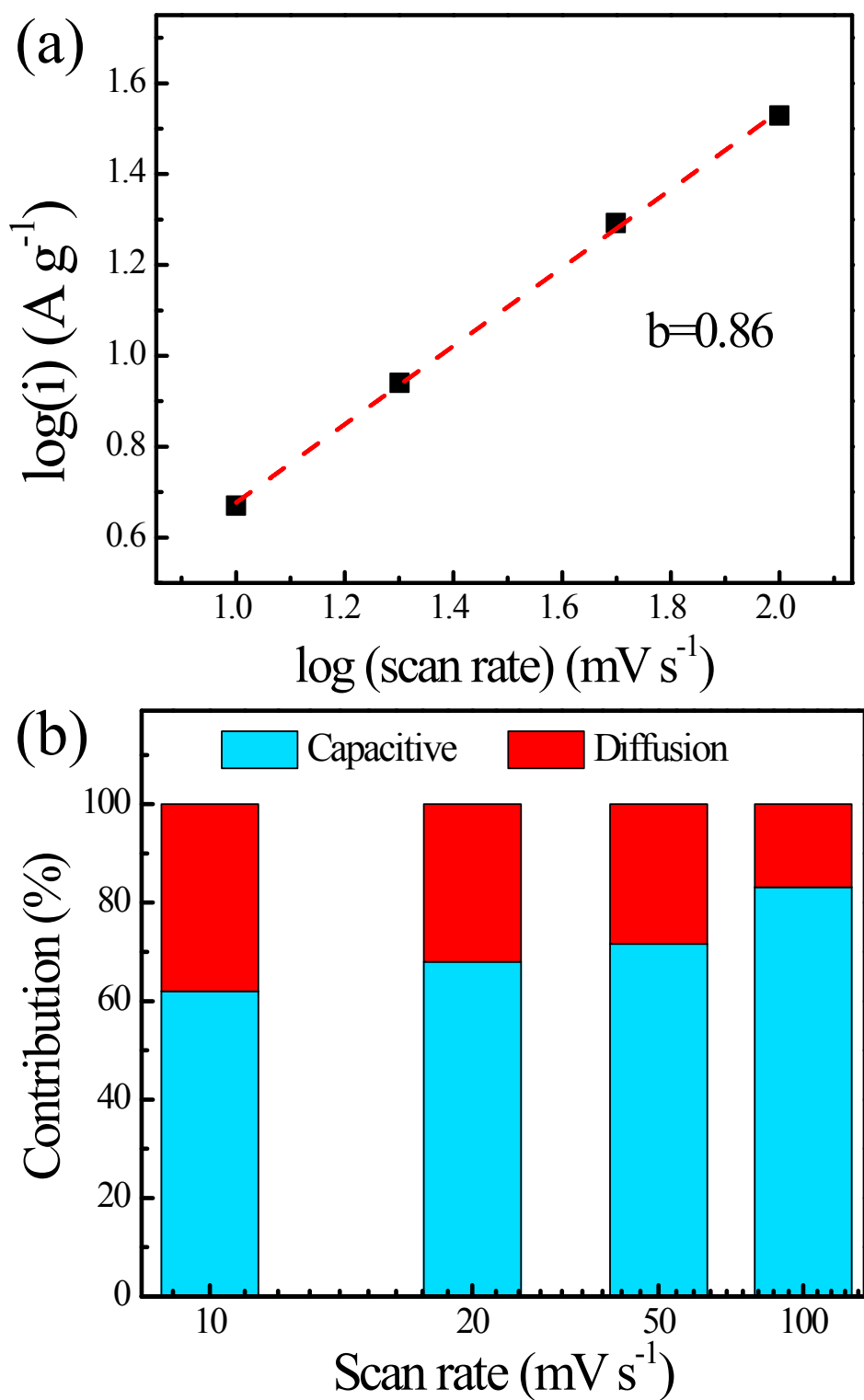


Fig. S2. The (a) b-value of anodic scans and (b) contribution percentage of capacitive- and diffusion-controlled processes as a function of scan rate.




Fig S3. TEM image of the VNS-GQD after 5000 cycles of charging-discharging processes.